

# MİMARİ KATALOG ARCHITECTURAL CATALOGUE

Alüminyum Kapı Pencere ve Giydirme Cephe Sistemleri  
Aluminium Window Doors and Facade Systems

 **RESCARA**



RST58



## TEKNİK ÖZELLİKLER / TECHNICAL PROPERTIES

KASA DERİNLİĞİ / FRAME DEPTH	min 65 mm - max 139,45 mm
KANAT DERİNLİĞİ / VENT DEPTH	min 39,6 mm - max 84,72 mm
PROFİL ET KALINLIĞI / PROFILE WALL THICKNESS	1,4/1,5/1,6 mm
MAX. CAM KALINLIĞI / MAX. GLASS THICKNESS	20/22/24 mm
ISI BARIYERİ / THERMAL INSULATION BARS	14,8/20/24 mm

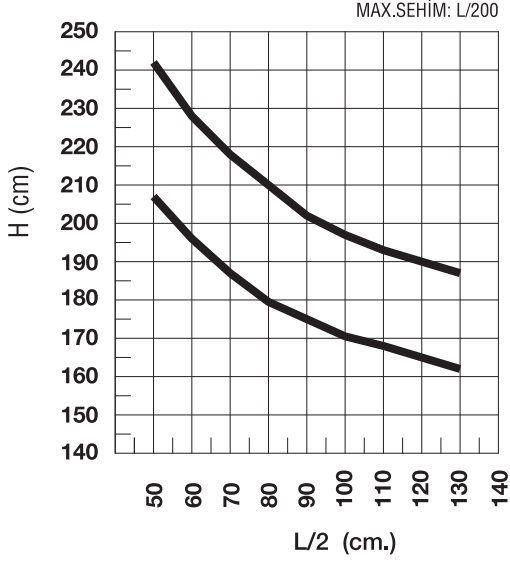
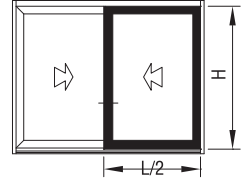
## PERFORMANS DEĞERLERİ / PERFORMANCE VALUES

ISI YALITIM DEĞERİ (UF) / THERMAL INSULATION VALUE (UF)	EN 10077-2	4,280 W/m <sup>2</sup> k
---	------------	--------------------------

## UYGULAMA SEÇENEKLERİ / APPLICATION OPTIONS

	PENCERE WINDOW	KAPI DOOR
NORMAL SÜRME / SLIDING	•	•
90° KANAT BİRLEŞİMİ / VENT COMBINATION OF 90°	•	•
45° KANAT BİRLEŞİMİ / VENT COMBINATION OF 45°	•	•
CAM ÇİTALİ KANAT / VENT WITH GLAZING BEAD	•	•
CAM ÇİTASIZ KANAT / VENT WITHOUT GLAZING BEAD	•	•
SABİTLE BİRLEŞİM / COMBINATION WITH FIXED PART	•	•
3 RAYLI KASA / THREE RAILED FRAME	•	•
SİNEKLİK UYGULAMASI / INSECT SCREEN APPLICATION	•	•

RÜZGAR YÜKÜNE GÖRE KULLANIM LİMİTLERİ GRAFİĞİ  
USAGE DIAGRAM FOR THE WIND LOAD



600 Pa (60 kg/m<sup>2</sup>)  
RÜZGAR BASINCI  
(WIND PRESSURE)

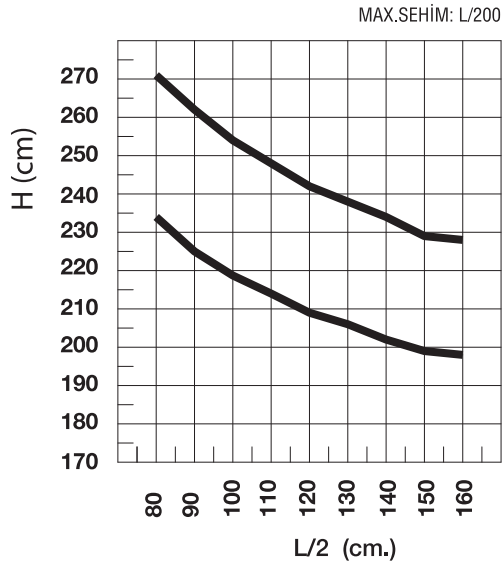
960 Pa (96 kg/m<sup>2</sup>)  
RÜZGAR BASINCI  
(WIND PRESSURE)



ATS58V03

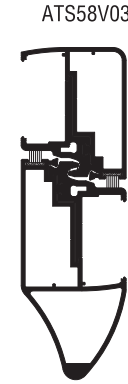
ATS58V03

ATS58V03 Jx: 7,83 cm<sup>4</sup>  
ATS58V03 Jx: 7,83 cm<sup>4</sup>  
TOPLAM Jx: 15,66 cm<sup>4</sup>



600 Pa (60 kg/m<sup>2</sup>)  
RÜZGAR BASINCI  
(WIND PRESSURE)

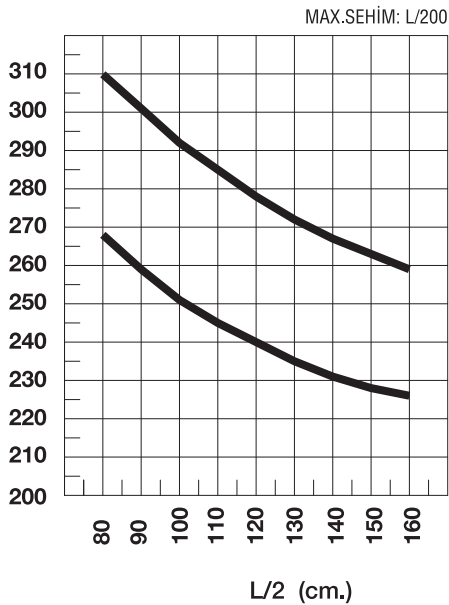
960 Pa (96 kg/m<sup>2</sup>)  
RÜZGAR BASINCI  
(WIND PRESSURE)



ATS58V03

AT58V04

ATS58V03 Jx: 7,83 cm<sup>4</sup>  
ATS58V04 Jx: 26,79 cm<sup>4</sup>  
TOPLAM Jx: 34,62 cm<sup>4</sup>



600 Pa (60 kg/m<sup>2</sup>)  
RÜZGAR BASINCI  
(WIND PRESSURE)

960 Pa (96 kg/m<sup>2</sup>)  
RÜZGAR BASINCI  
(WIND PRESSURE)



ATS58V04

ATS58V04

ATS58V04 Jx: 26,79 cm<sup>4</sup>  
ATS58V04 Jx: 26,79 cm<sup>4</sup>  
TOPLAM Jx: 53,58 cm<sup>4</sup>



# MİMARİ KATALOG

## ARCHITECTURAL CATALOGUE

Alüminyum Kapı Pencere ve Giydirme Cephe Sistemleri  
Aluminium Window Doors and Facade Systems



Rescara Sistem Detayları  
Rescara System Details

# RST58

**PROFİLLER**

PROFILES

11

12

13

14

15

16

17

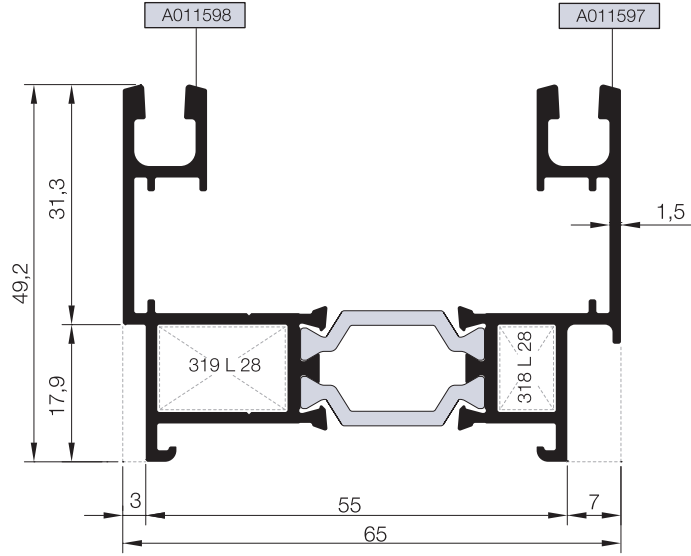
18

19

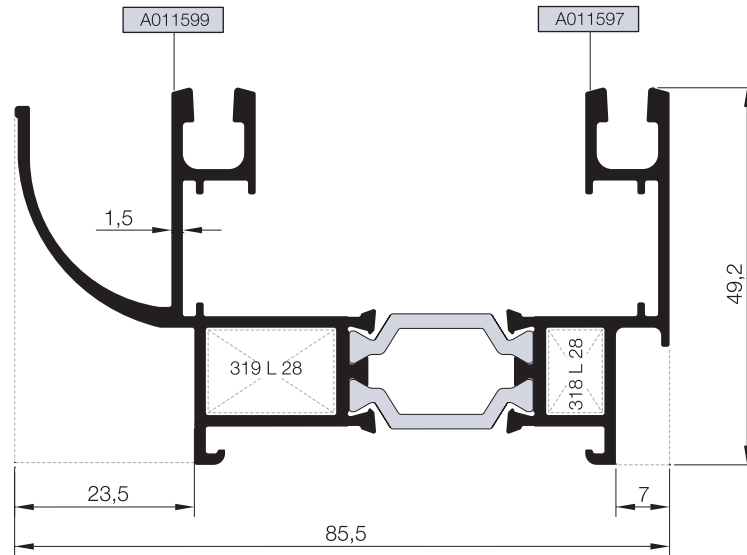
20

KOD / CODE	AĞIRLIK (kg/m) / WEIGHT	Jxx cm <sup>4</sup>	Jyy cm <sup>4</sup>	L m	
ATS58F01	1,338	20,7074	9,3981	6	
ATS58F02	1,517	30,0334	10,1355	6	

ATS58F01



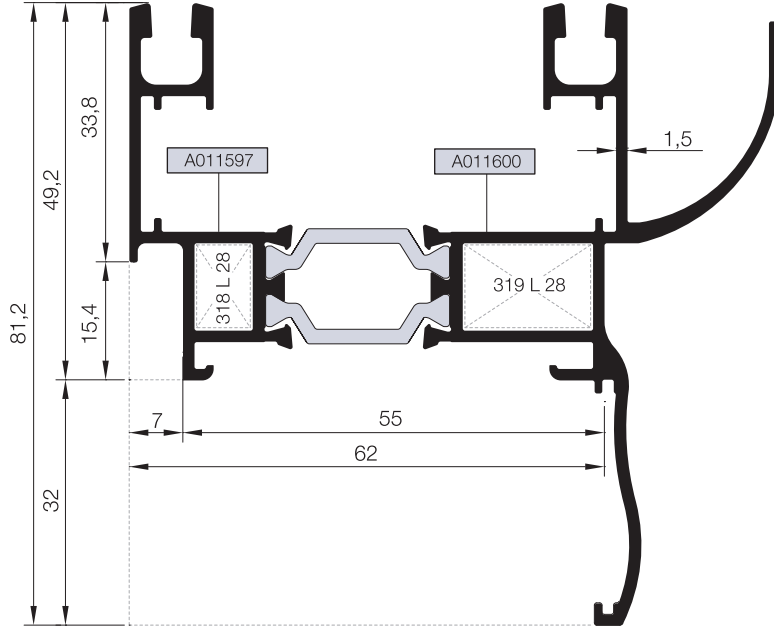
ATS58F02



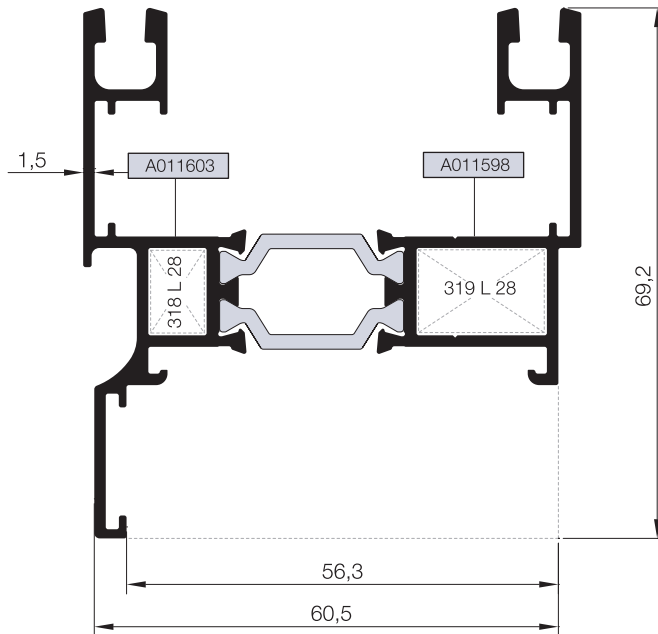
Nr		L m	KESİM ÖLÇÜSÜ CUTTING SIZE	AKS. KODU ACS. CODE
ATS58F01	A011597	25 L 28 (A010542)	7,3 mm	318 L 28
	A011598	25 L 28 (A010542)	16,7 mm	319 L 28
ATS58F02	A011597	25 L 28 (A010542)	7,3 mm	318 L 28
	A011599	25 L 28 (A010542)	16,7 mm	319 L 28

KOD / CODE	AĞIRLIK (kg/m) / WEIGHT	Jxx cm <sup>4</sup>	Jyy cm <sup>4</sup>	L m	
ATS58F03	1,724	33,3847	19,9710	6	
ATS58F08	1,471	23,7946	13,8489	6	

ATS58F03



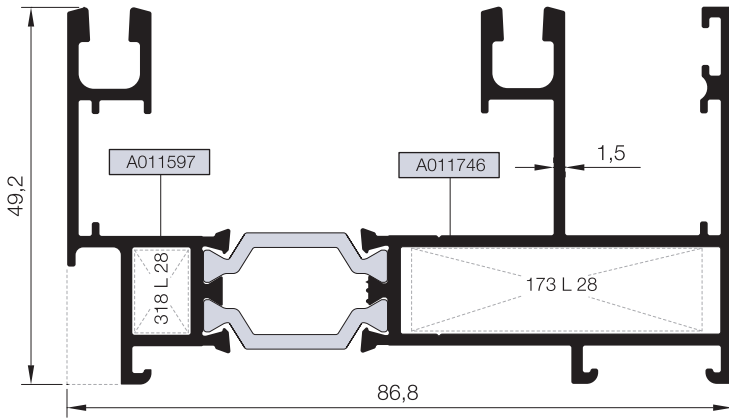
ATS58F08



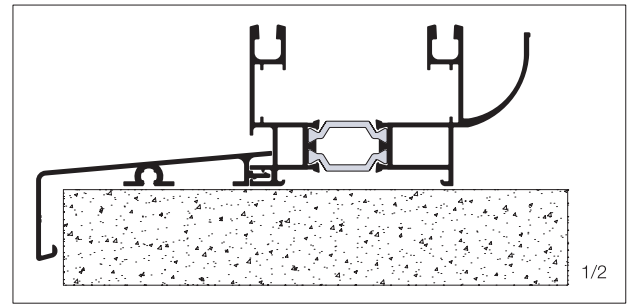
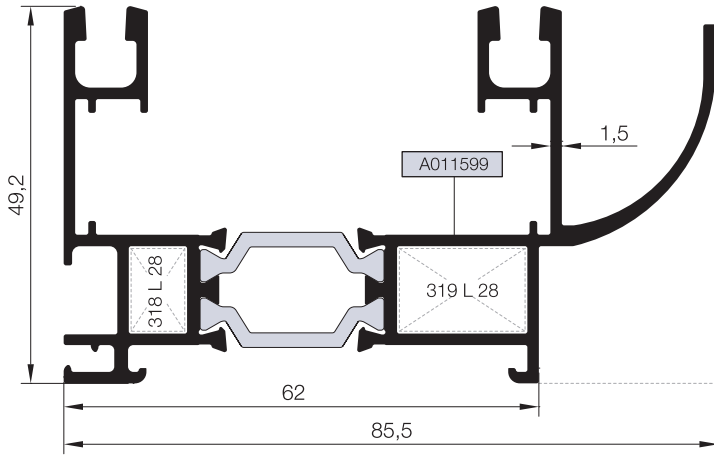
Nr	L m	KESİM ÖLÇÜSÜ CUTTING SIZE	AKS. KODU ACS. CODE	
ATS58F03	A011597	25 L 28 (A010542)	7,3 mm	318 L 28
	A011600	25 L 28 (A010542)	16,7 mm	319 L 28
ATS58F08	A011603	25 L 28 (A010542)	7,3 mm	318 L 28
	A011598	25 L 28 (A010542)	16,7 mm	319 L 28

KOD / CODE	AĞIRLIK (kg/m) / WEIGHT	Jxx cm <sup>4</sup>	Jyy cm <sup>4</sup>	L m	
ATS58F09	1,643	32,4728	10,7414	6	
ATS58F10	1,687				

ATS58F10



ATS58F09\*\*



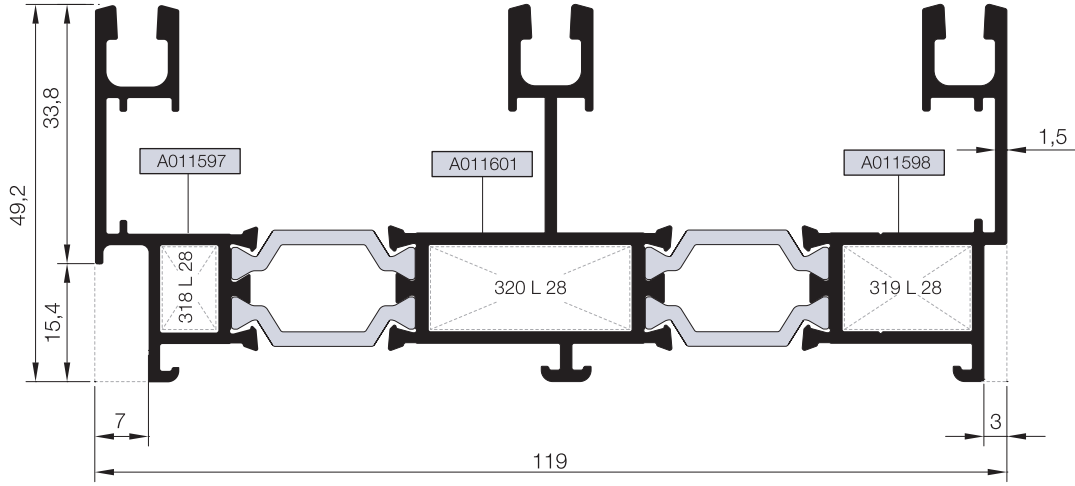
\*\* Kalıp aktif değildir. Sipariş üzerine yapılacaktır.  
The die is not active. It will be produced by order.

Nr		L m	KESİM ÖLÇÜSÜ CUTTING SIZE	AKS. KODU ACS. CODE
ATS58F09	-----	25 L 28 (A010542)	7,3 mm	318 L 28
	A011599	25 L 28 (A010542)	16,7 mm	319 L 28
ATS58F10	A011597	25 L 28 (A010542)	7,3 mm	318 L 28
	A011746	25 L 28 (A010542)	37,9 mm	173 L 28

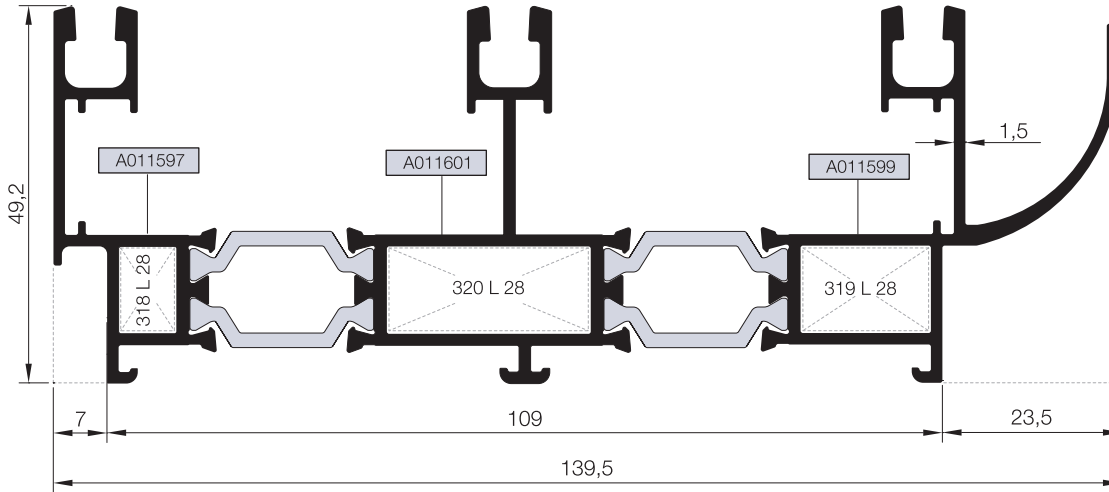


KOD / CODE	AĞIRLIK (kg/m) / WEIGHT	Jxx cm <sup>4</sup>	Jyy cm <sup>4</sup>	L m	
ATS58F04	2,247	92,0101	15,1978	6	
ATS58F05	2,426	117,0224	16,0295	6	

ATS58F04



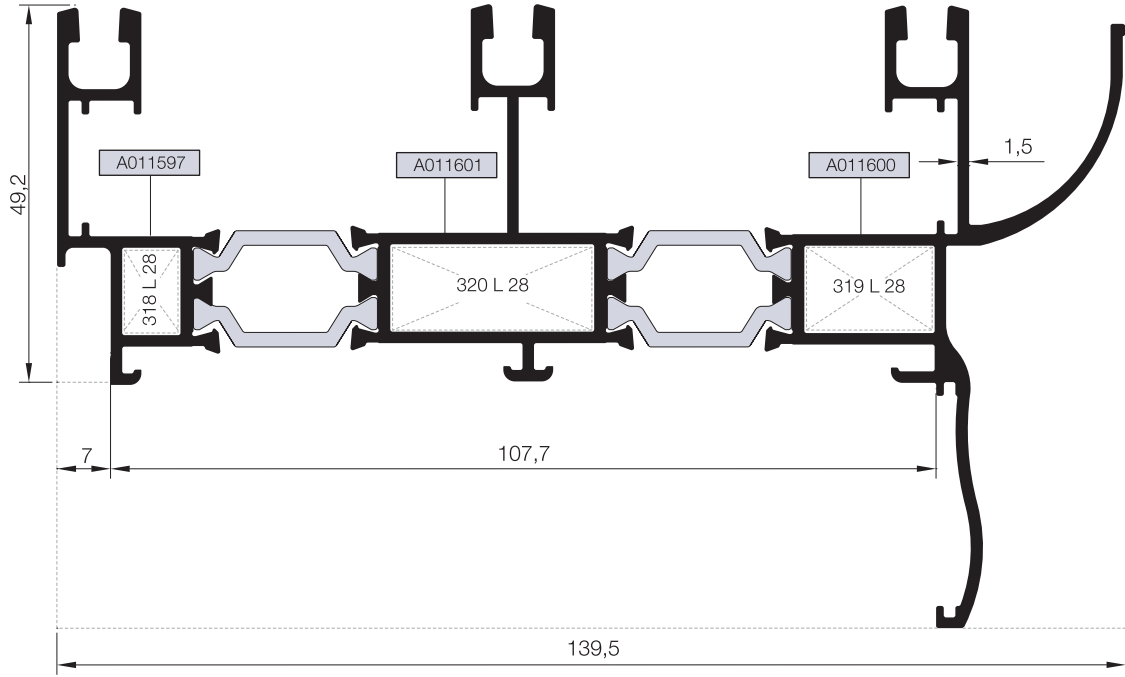
ATS58F05



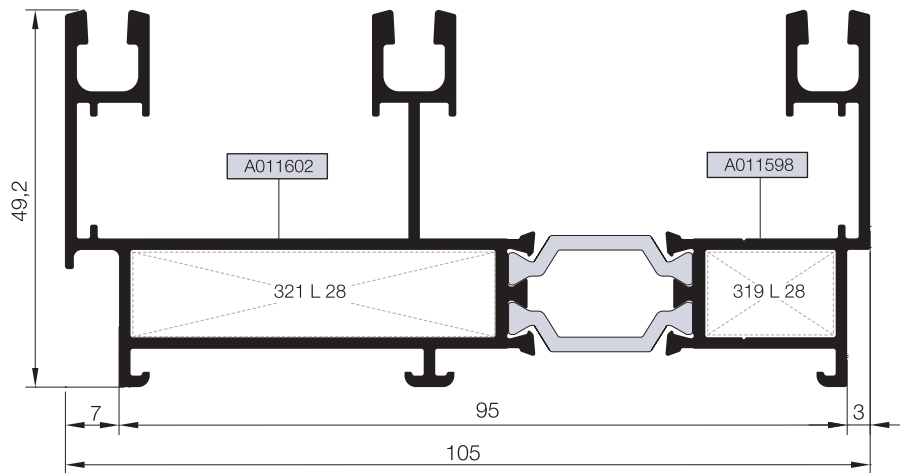
Nr	L m	KESİM ÖLÇÜSÜ CUTTING SIZE	AKS. KODU ACS. CODE	
ATS58F04	A011597	25 L 28 (A010542)	7,3 mm	318 L 28
	A011598	25 L 28 (A010542)	16,7 mm	319 L 28
	A011601	25 L 28 (A010542)	26,3 mm	320 L 28
ATS58F05	A011597	25 L 28 (A010542)	7,3 mm	318 L 28
	A011599	25 L 28 (A010542)	16,7 mm	319 L 28
	A011601	25 L 28 (A010542)	26,3 mm	320 L 28



KOD / CODE	AĞIRLIK (kg/m) / WEIGHT	Jxx cm <sup>4</sup>	Jyy cm <sup>4</sup>	L m	
ATS58F06	2,633	131,9870	25,6734	6	
ATS58F07	1,952	67,0988	14,6459	6	

ATS58F06



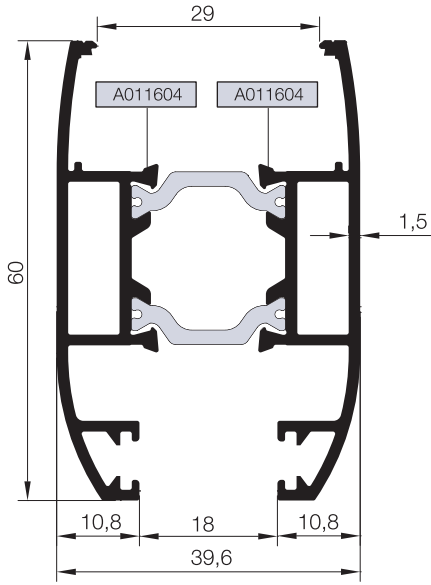
ATS58F07  
Sineklik Kanadı İçin Kasa



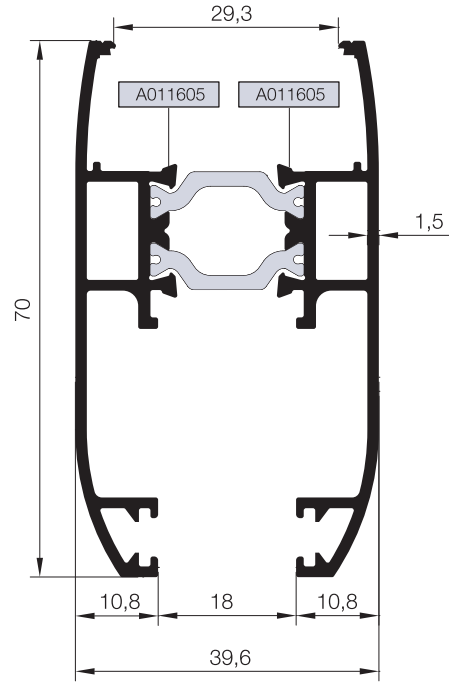
Nr	 L m	KESİM ÖLÇÜSÜ CUTTING SIZE	 AKS. KODU ACS. CODE
ATS58F06	A011597 25 L 28 (A010542)	7,3 mm	318 L 28
	A011600 25 L 28 (A010542)	16,7 mm	319 L 28
	A011601 25 L 28 (A010542)	26,3 mm	320 L 28
ATS58F07	A011598 25 L 28 (A010542)	16,7 mm	319 L 28
	A011602 25 L 28 (A010542)	47,3 mm	321 L 28

KOD / CODE	AĞIRLIK (kg/m) / WEIGHT	Jxx cm <sup>4</sup>	Jyy cm <sup>4</sup>	L m	
ATS58V01	1,218	7,2825	9,9202	6	
ATS58V02	1,290	8,1127	15,4399	6	
ATS58V03	1,020	7,8382	3,0411	6	
ATS58V04	1,444	26,7994	5,6167	6	

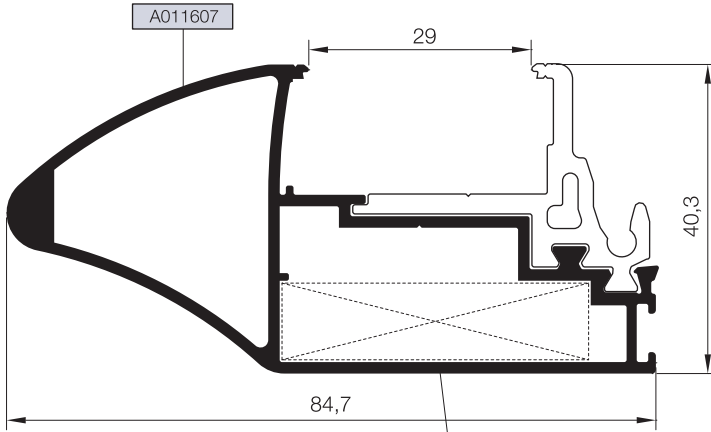
ATS58V01



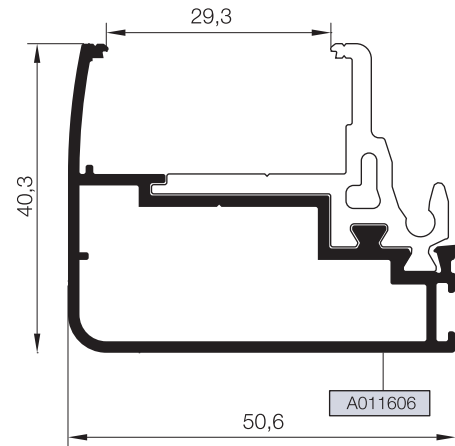
ATS58V02



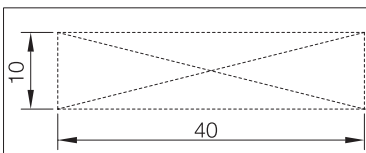
ATS58V04



ATS58V03



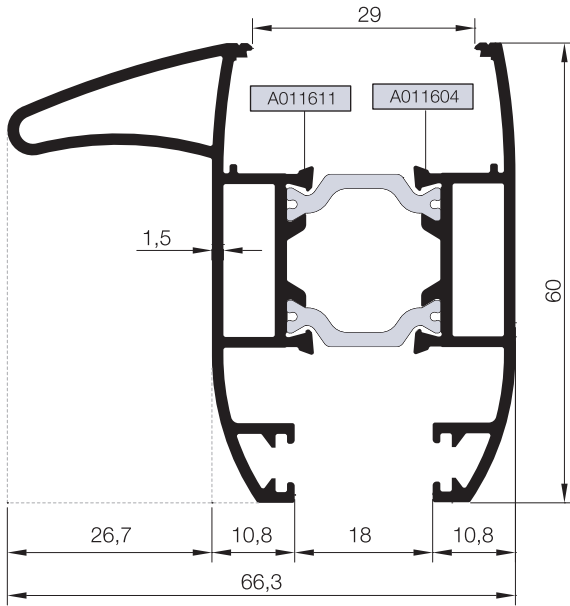
\* Statiği arttırmak amacı ile profilin içersine 10 mm'lik çelik lama konulabilir



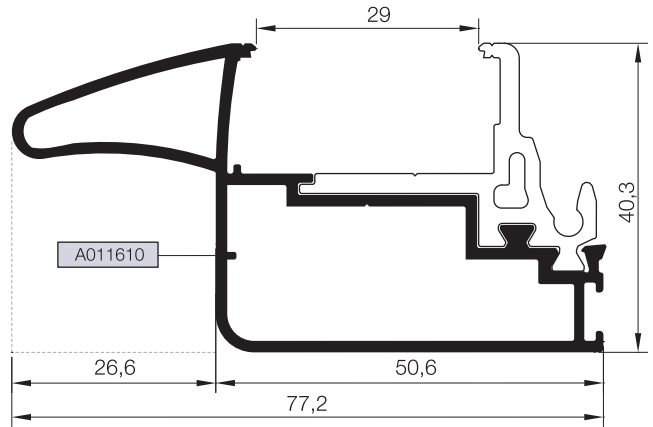
\* 10 mm'lik çelik lama (Alm. cinsinden) atalet momenti:  
Ixx= 16,0080cm<sup>4</sup>  
Iyy= 1,0008cm<sup>4</sup>

KOD / CODE	AĞIRLIK (kg/m) / WEIGHT	Jxx cm <sup>4</sup>	Jyy cm <sup>4</sup>	L m	
ATS58V05	1,260	5,7915	11,5837	6	
ATS58V07	1,257	16,5680	5,2883	6	
ATS58V08	1,457	13,9951	13,8426	6	
ATS58V09	1,286	5,9774	11,7352	6	

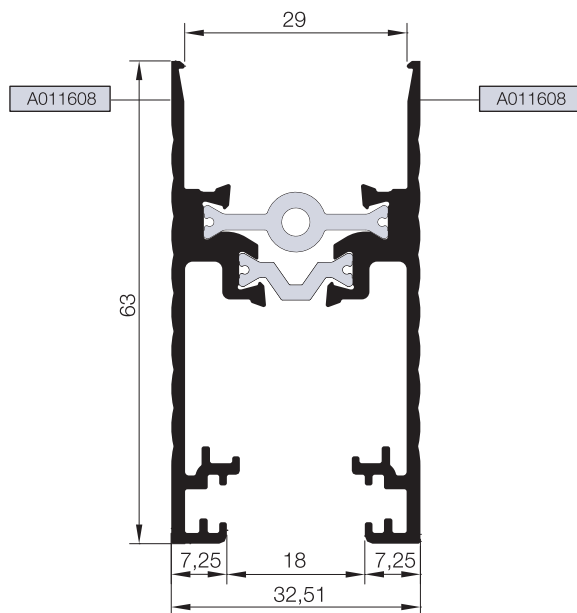
ATS58F08



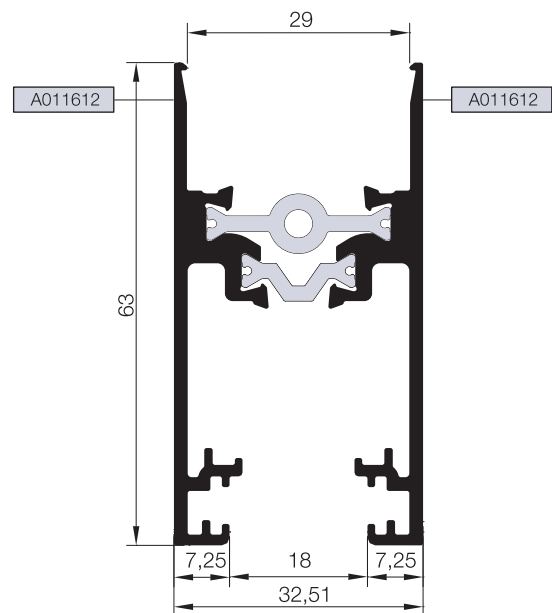
ATS58V07



ATS58V05

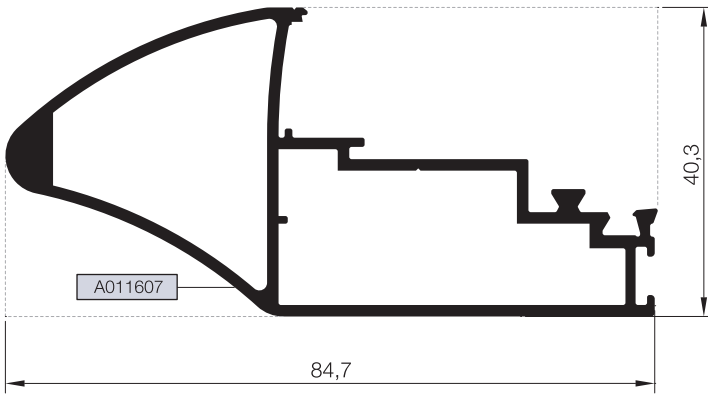


ATS58V09

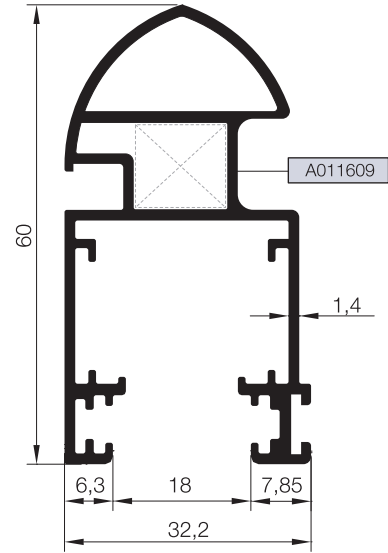


KOD / CODE	AĞIRLIK (kg/m) / WEIGHT	Jxx cm <sup>4</sup>	Jyy cm <sup>4</sup>	L m	
TS58 V 06	0,917	4,2700	10,5063	6	
TS58 V 10	1,144	5,7915	11,5837	6	
TS58 V 11	0,957	4,2700	10,5063	6	
TS58 V 12	0,720	16,5680	5,2883	6	

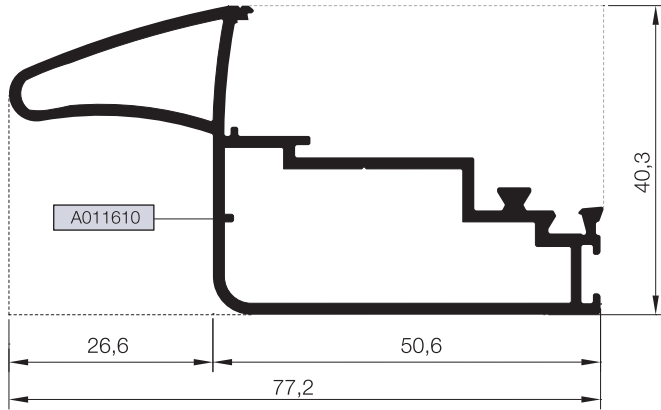
TS58 V 10



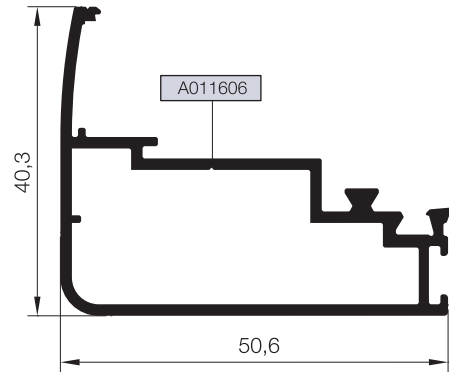
TS58 V 06



TS58 V 11



TS58 V 12



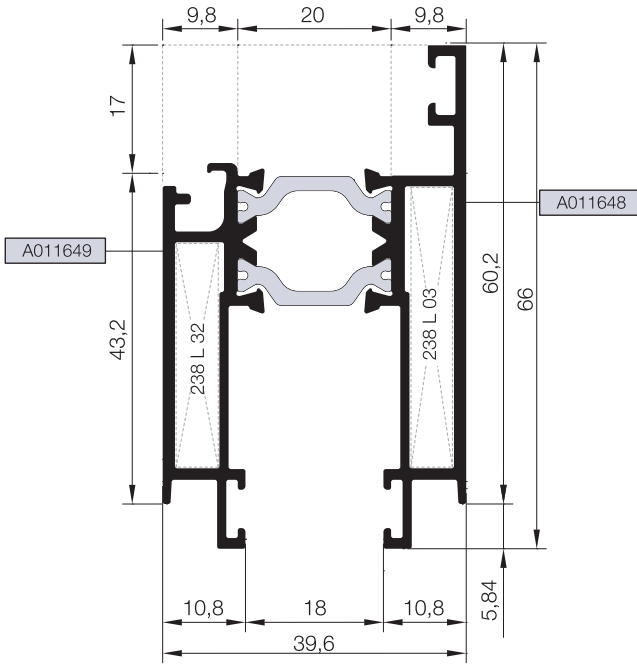
NOT: Sürme Kanat profilleri eğer istenirse üzerindeki ısı kenet profili (02.03.19) ile ayrı olarak alınıp vidalanmak suretiyle daha sonra da takılabilir. Ya da pvc profili (02.03.19) ısı bariyeri gibi birleşmiş olarak da sipariş verilebilir. Her iki durumda da malzeme kodları değişmektedir. Lütfen sipariş verirken bu duruma dikkat ediniz.! ısı kenet profili ayrı alındığında birleştirme uygulamasını uygulayıcı bayimiz yapacaktır.

ÇİTALI, KANAT, KENET PROFİLİ VE CAM ÇİTASI  
VENT, ADAPTER, GLAZING BEAD

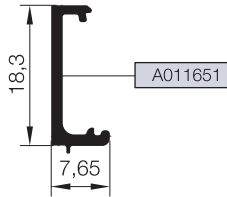
# RST58

KOD / CODE	AĞIRLIK (kg/m) / WEIGHT	Jxx cm4	Jyy cm4	L m	
ATS58V13	1,303	7,267	9,222	6	
TS58 A 05	0,525	----	----	6	
25 G 36	0,121	----	----	6	

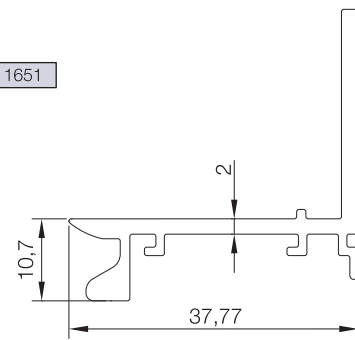
## ATS58V13



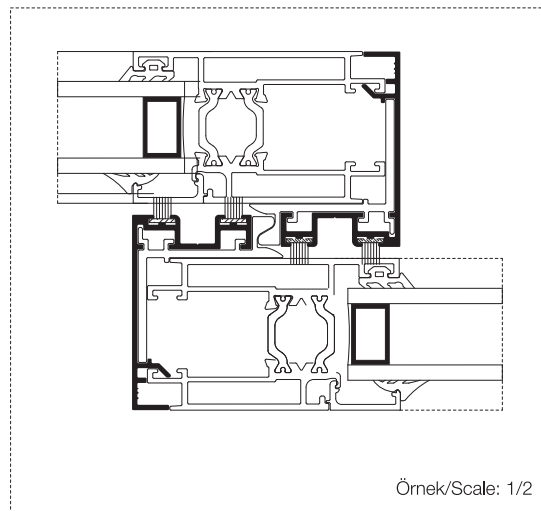
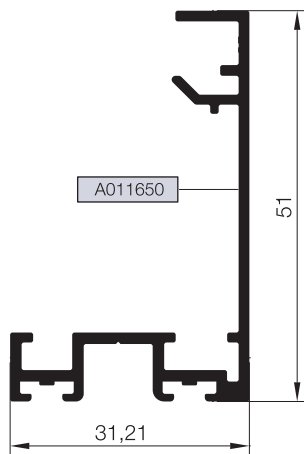
## 25 G 36



## 02.03.20 (6m. PVC Profil)



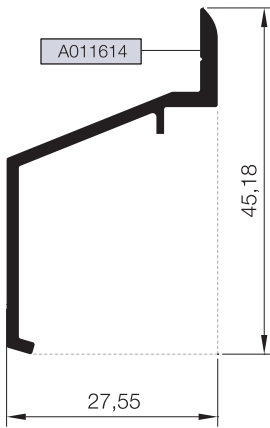
## TS58 A 05



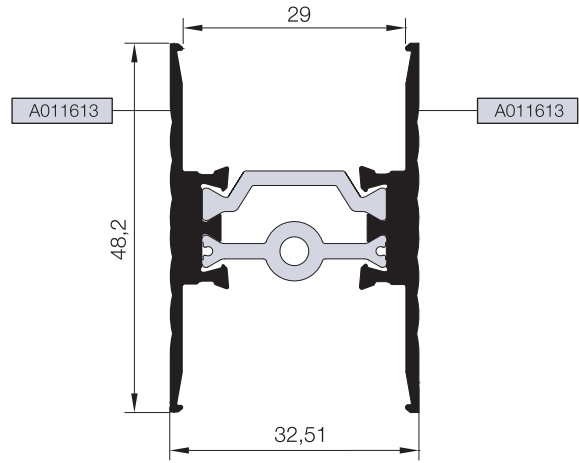
Nr		L m	KESİM ÖLÇÜSÜ CUTTING SIZE	AKS. KODU ACS. CODE
ATS58V13	A011649	25 L 32 (A002430)	5,5 mm	238 L 32
	A011648	25 L 03 (A002021)	5,5 mm	238 L 03

KOD / CODE	AĞIRLIK (kg/m) / WEIGHT	Jxx cm4	Jyy cm4	L m	
TS58 A 01	0,314	1,3312	1,6049	6	
TS58 A 02	0,139	----	----	6	
TS58 A 03	0,170	----	----	6	
TS58 A 04	0,617	----	----	6	
ATS58M01	0,901	4,2700	3,0412	6	
TS79 A 02	0,070	----	----	6	

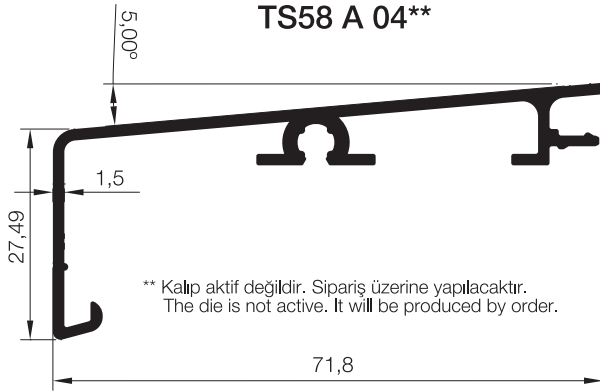
TS58 A 01



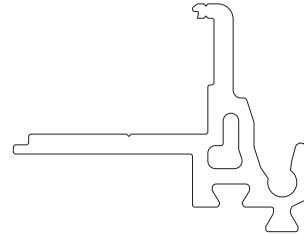
ATS58M01



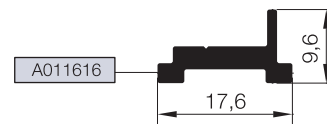
TS58 A 04\*\*



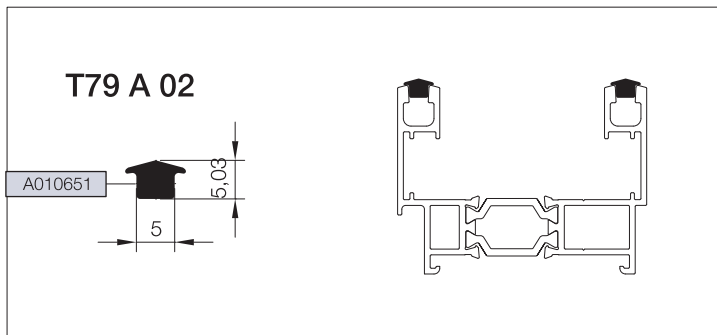
02.03.19  
(6m. PVC Profil)



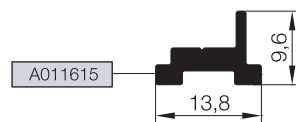
TS58 A 03




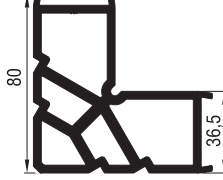
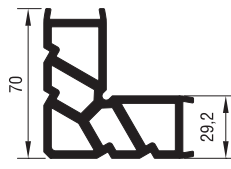
T79 A 02





TS58 A 02




## TAKOZLAR (CLEATS)

PROFİL KODU (PROFILE CODE)	25 L 28	25 L 03	25 L 32	
FABRİKA KODU (FACTORY CODE)	A010542	A002021	A002430	
AĞIRLIK (WEIGHT)	3,689 kg/m	4,315 kg/m	3,702 kg/m	
ÇİZİM (DRAWING)				


## KÖŞE TAKOZLARI (CORNER CLEATS)

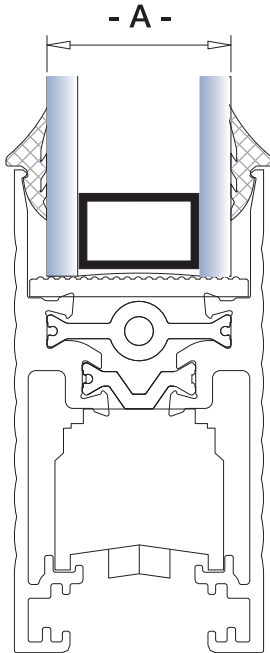
Nr	 L m	KESİM ÖLÇÜSÜ CUTTING SIZE	 AKS. KODU ACS. CODE
ATS58F01	A011597 25 L 28 (A010542)	7,3 mm	318 L 28
	A011598 25 L 28 (A010542)	16,7 mm	319 L 28
ATS58F02	A011597 25 L 28 (A010542)	7,3 mm	318 L 28
	A011599 25 L 28 (A010542)	16,7 mm	319 L 28
ATS58F03	A011597 25 L 28 (A010542)	7,3 mm	318 L 28
	A011600 25 L 28 (A010542)	16,7 mm	319 L 28
ATS58F04	A011597 25 L 28 (A010542)	7,3 mm	318 L 28
	A011598 25 L 28 (A010542)	16,7 mm	319 L 28
ATS58F05	A011601 25 L 28 (A010542)	26,3 mm	320 L 28
	A011597 25 L 28 (A010542)	7,3 mm	318 L 28
ATS58F06	A011599 25 L 28 (A010542)	16,7 mm	319 L 28
	A011601 25 L 28 (A010542)	26,3 mm	320 L 28
ATS58F07	A011597 25 L 28 (A010542)	7,3 mm	318 L 28
	A011602 25 L 28 (A010542)	47,3 mm	321 L 28
ATS58F08	A011603 25 L 28 (A010542)	7,3 mm	318 L 28
	A011598 25 L 28 (A010542)	16,7 mm	319 L 28
ATS58F09	----- 25 L 28 (A010542)	7,3 mm	318 L 28
	A011599 25 L 28 (A010542)	16,7 mm	319 L 28
ATS58F10	A011597 25 L 28 (A010542)	7,3 mm	318 L 28
	A011746 25 L 28 (A010542)	37,9 mm	173 L 28
ATS58V13	A011649 25 L 32 (A002430)	5,5 mm	238 L 32
	A011648 25 L 03 (A002021)	5,5 mm	238 L 03






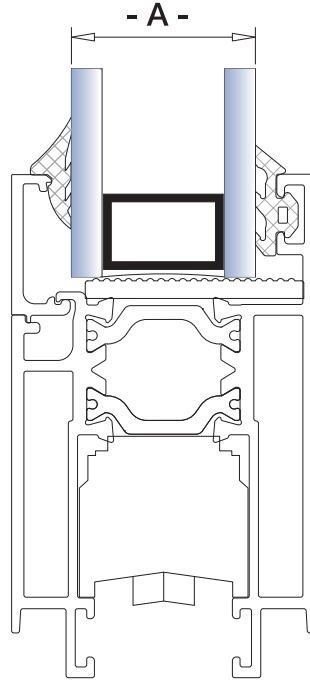
U TİPİ FİTİL İÇİN CAM KALINLIKLARI TABLOSU

	- A - (cam kalınlıkları)	- B - (cam fitili)	- C - (cam takozu)
1	20 mm	01.16.18	11.02.20
2	22 mm	01.16.17	11.02.20
3	24 mm	01.16.16	11.02.20



KAMA TİP FİTİL İÇİN CAM KALINLIKLARI TABLOSU

	- A - (cam kalınlıkları)	- B - (cam fitili)	- C - (cam takozu)
1	20 mm	01.17.23	11.02.20
2	22 mm	01.17.22	11.02.20
3	24 mm	01.17.08	11.02.20



KAMA TİP FİTİL İÇİN CAM KALINLIKLARI TABLOSU				
	- A - (cam kalınlıkları)	- B - (dış cam fitili)	- C - (cam takozu)	- D - (iç cam fitili)
1	24 mm	01.16.19	11.02.20	01.17.08
2	22 mm	01.16.19	11.02.20	01.17.23

# MİMARİ KATALOG

## ARCHITECTURAL CATALOGUE

Alüminyum Kapı Pencere ve Giydirme Cephe Sistemleri  
Aluminium Window Doors and Facade Systems



Rescara Sistem Detayları  
Rescara System Details

# RST58

DETAYLAR

DETAILS

11

12

13

14

15

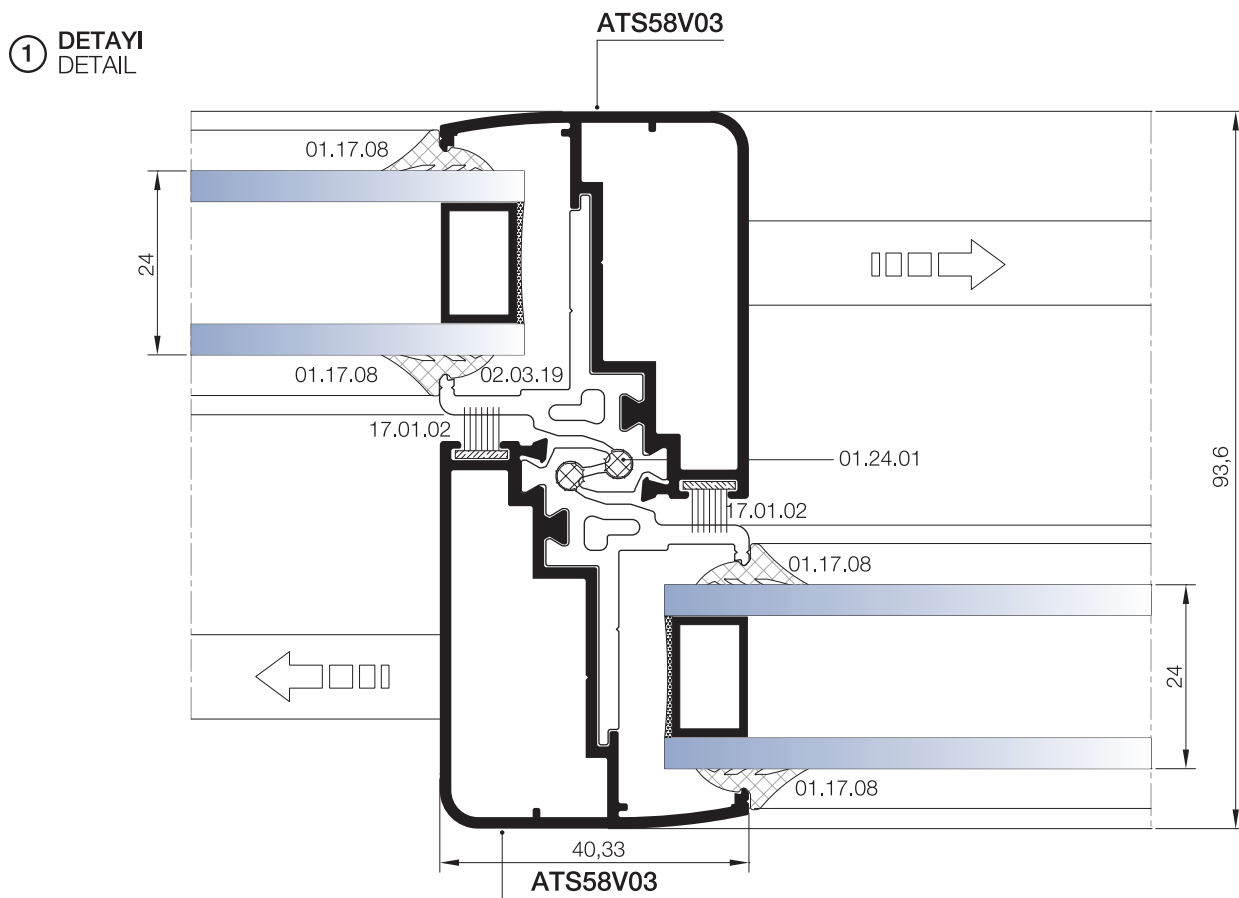
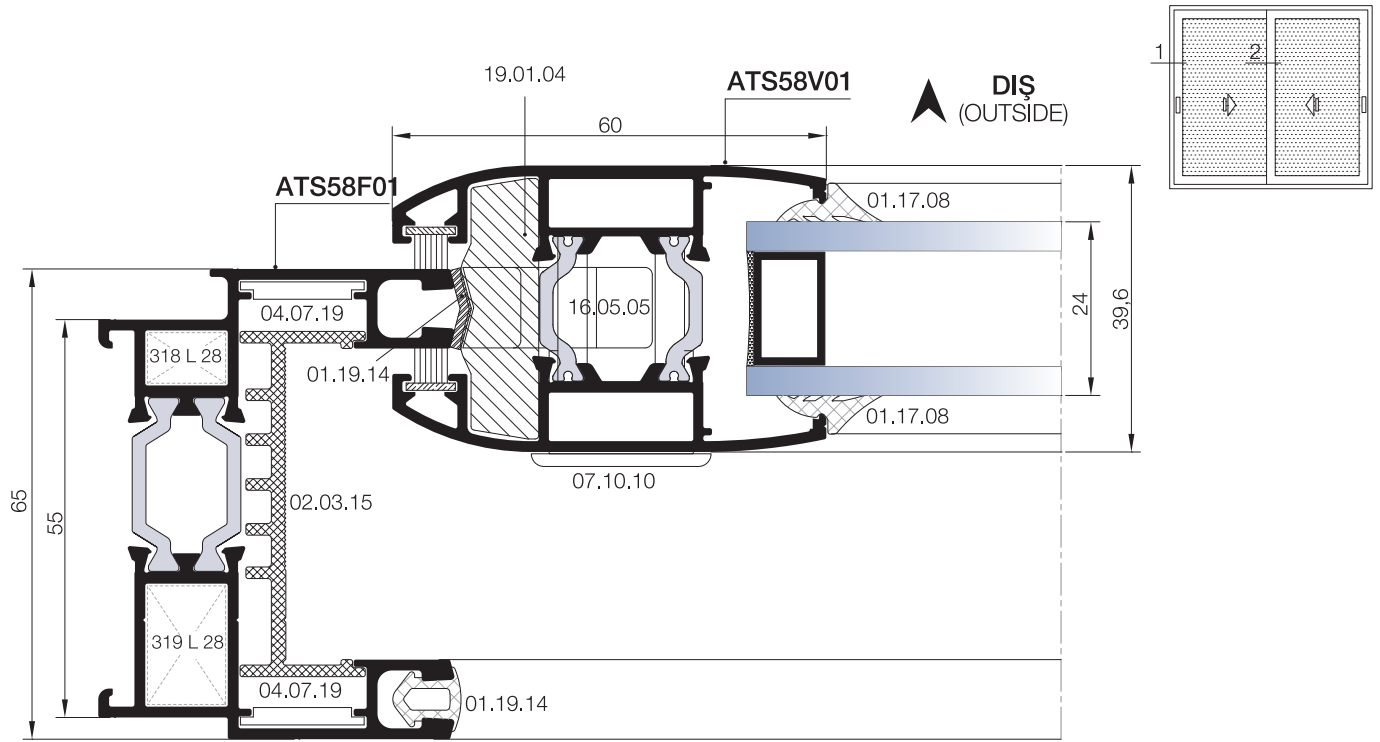
16

17

18

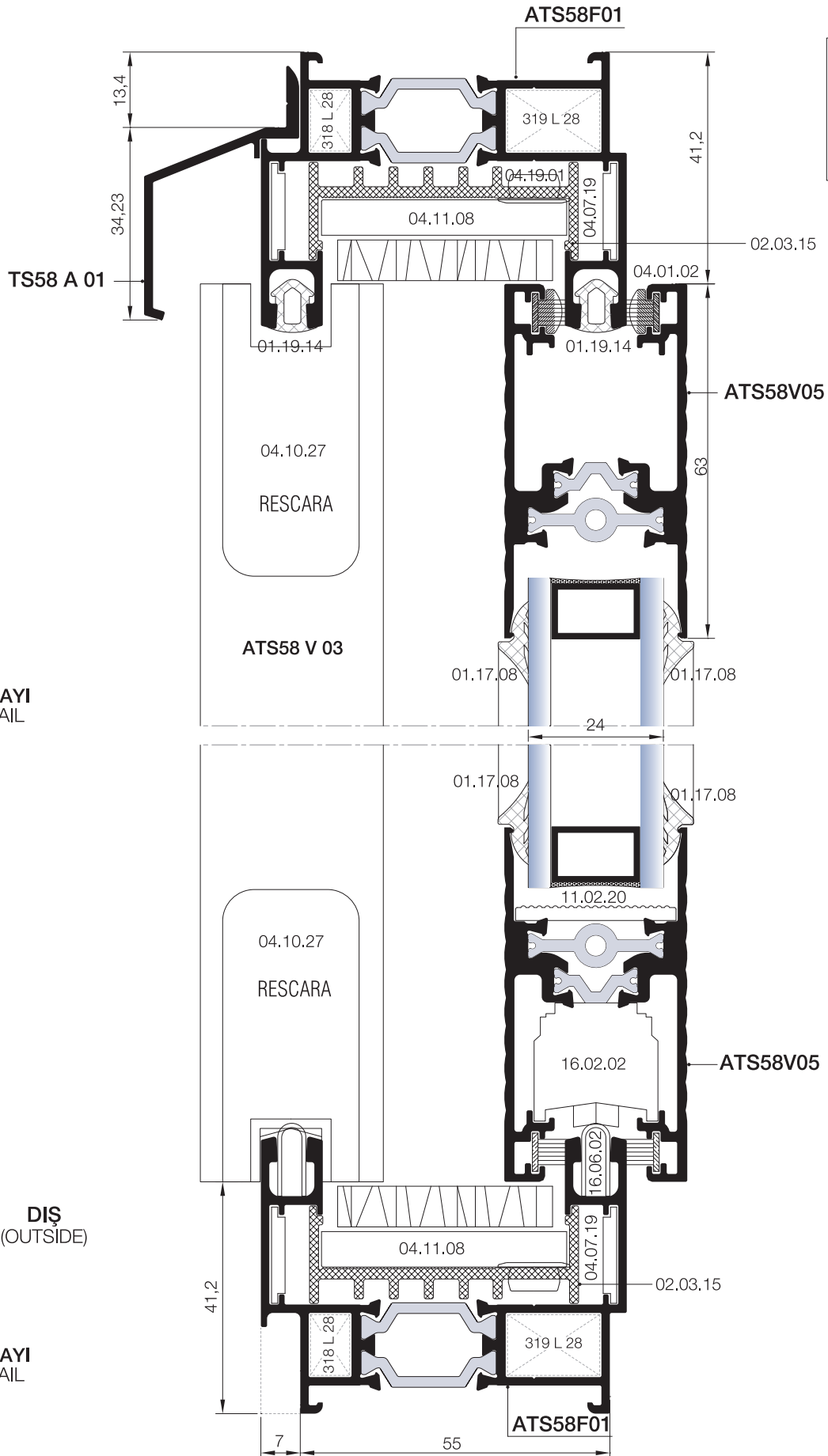
19

20



① DETAYI  
DETAIL

② DETAYI  
DETAIL

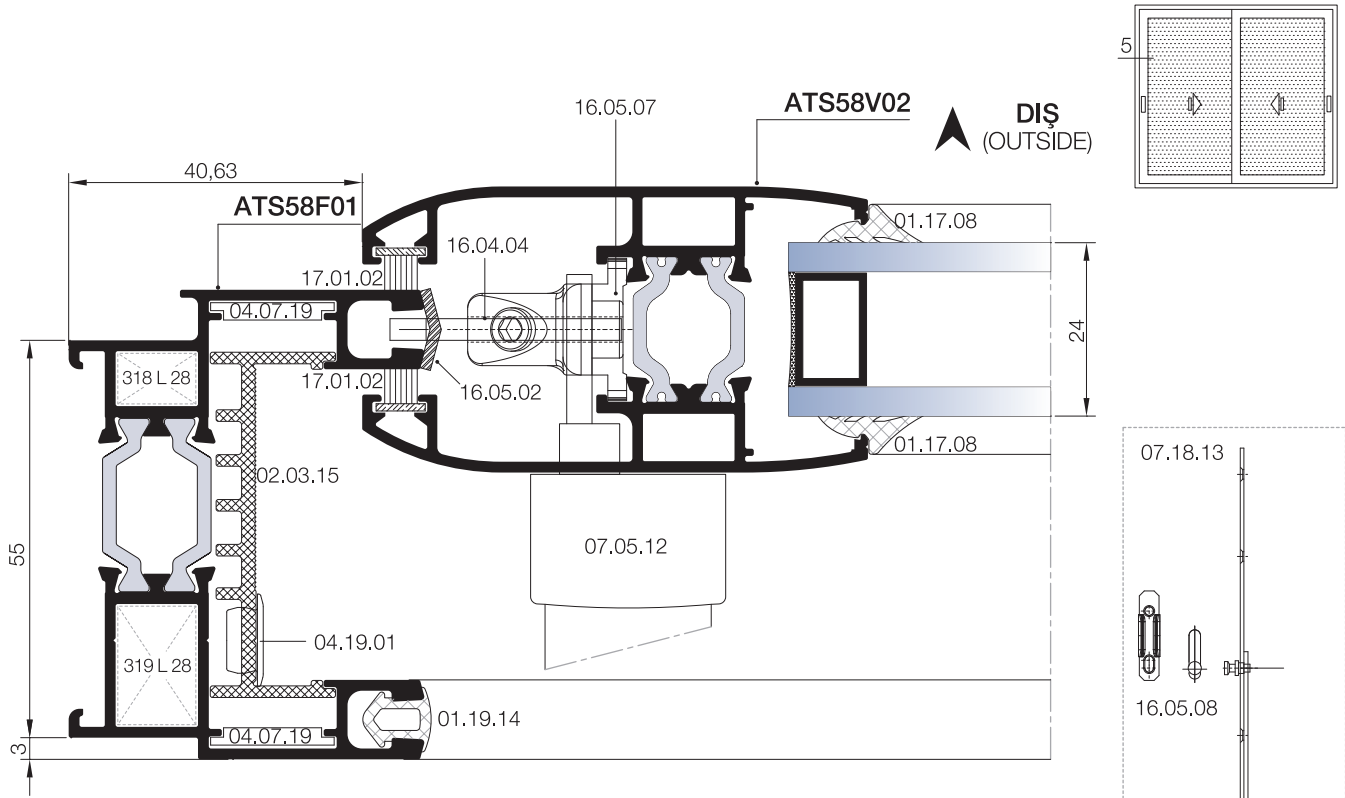


③ DETAYI  
DETAIL

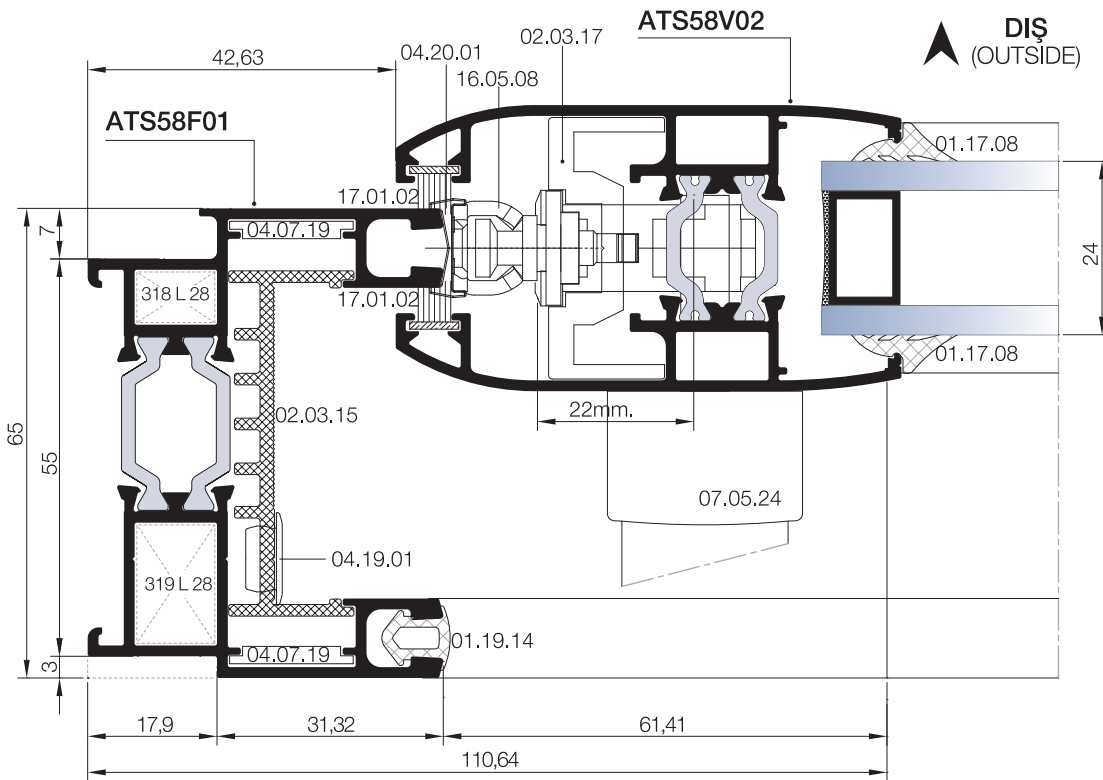
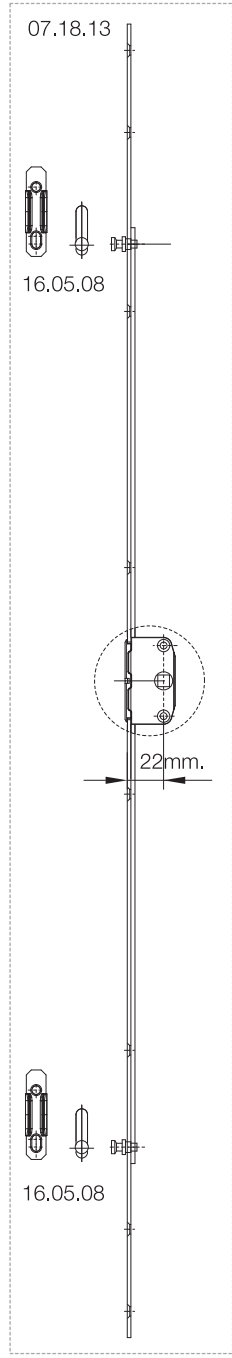
④ DETAYI  
DETAIL

DIŞ  
(OUTSIDE)

- 11
- 12
- 13
- 14
- 15
- 16
- 17
- 18
- 19
- 20



5 DETAYI  
DETAIL



5A DETAYI  
DETAIL

11

12

13

14

15

16

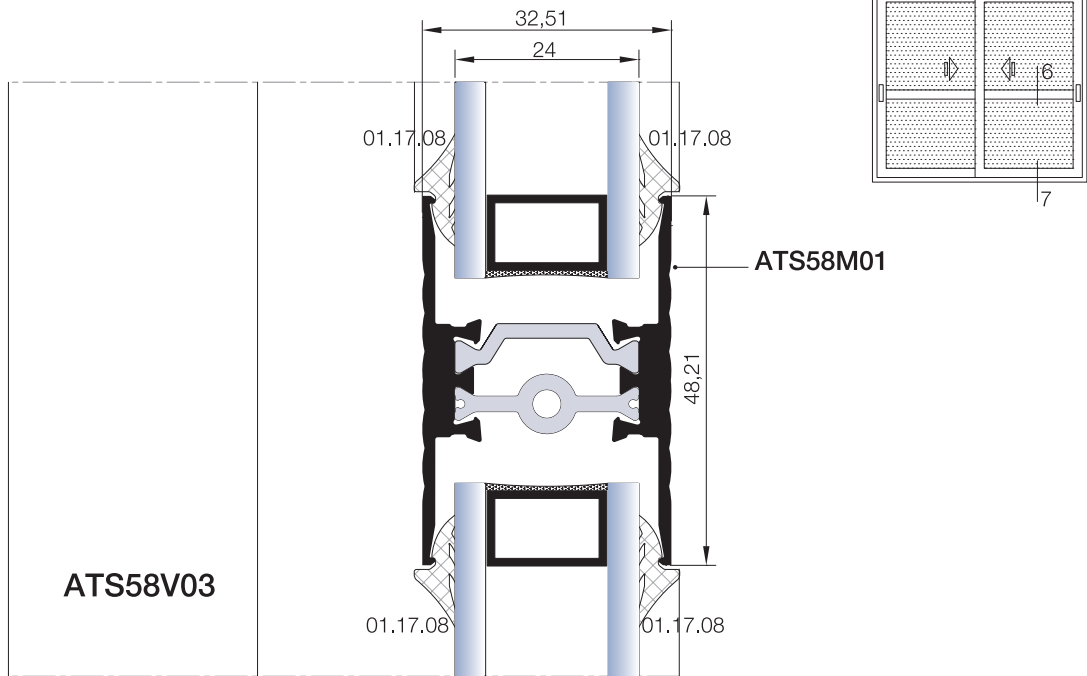
17

18

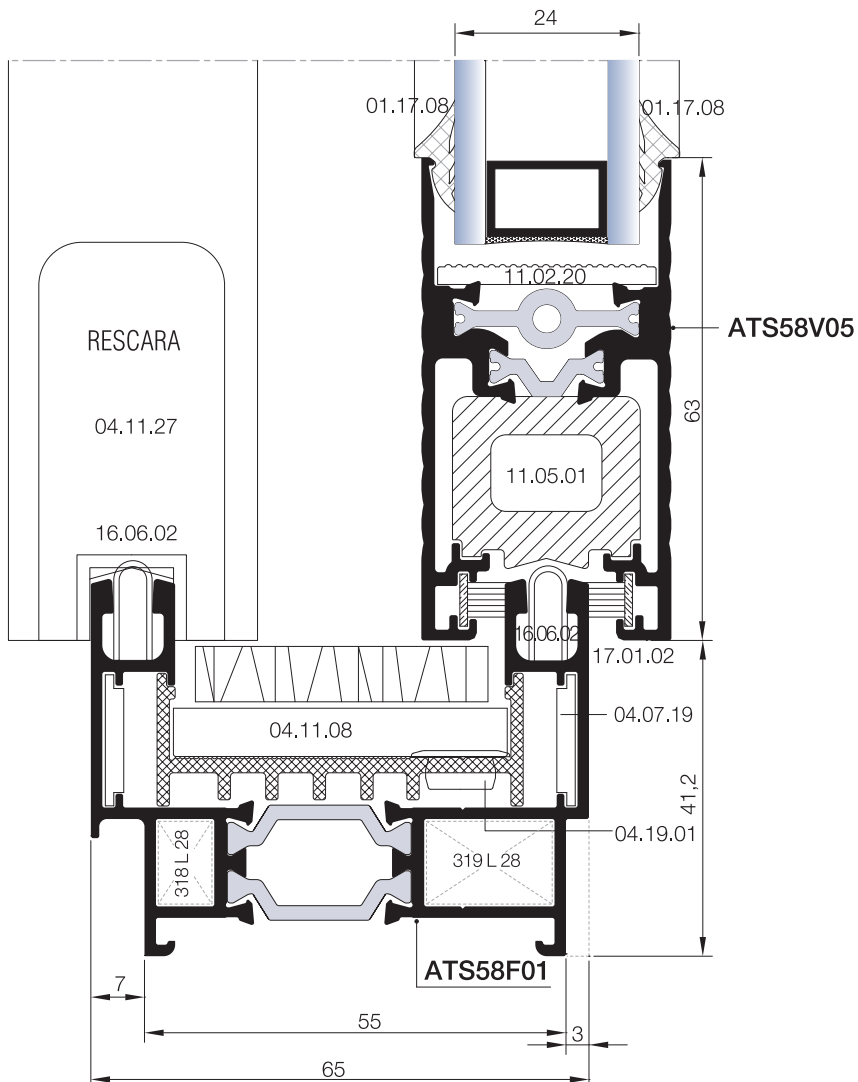
19

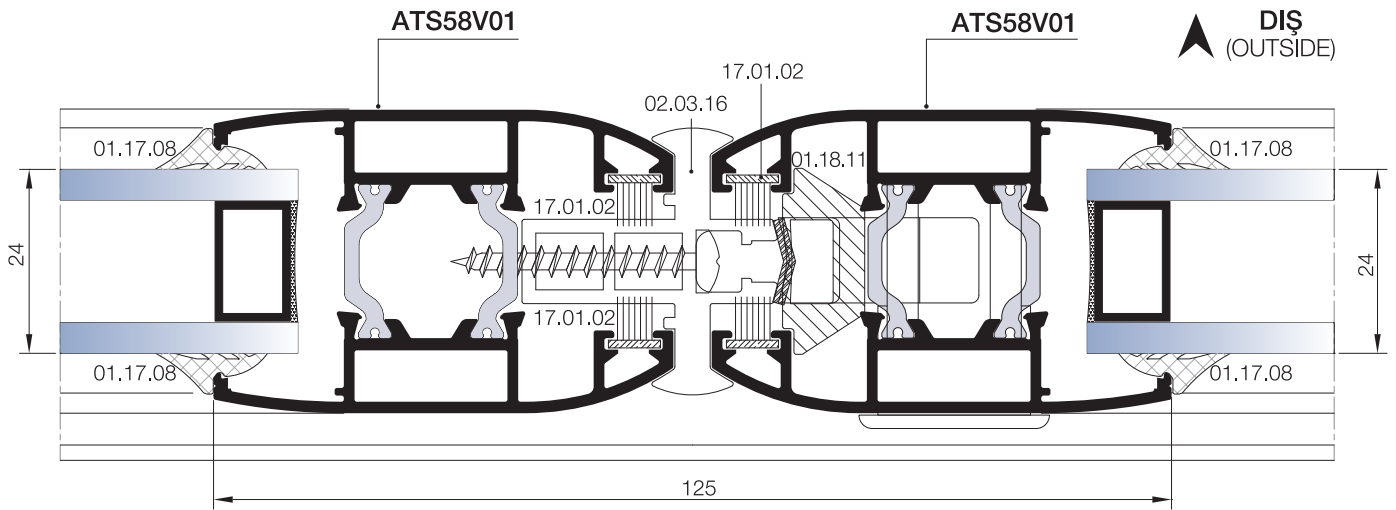
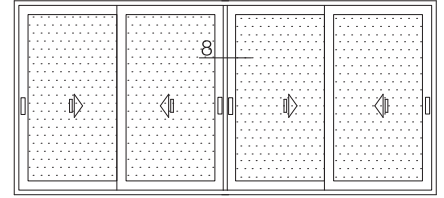
20

⑥ DETAYI  
DETAIL



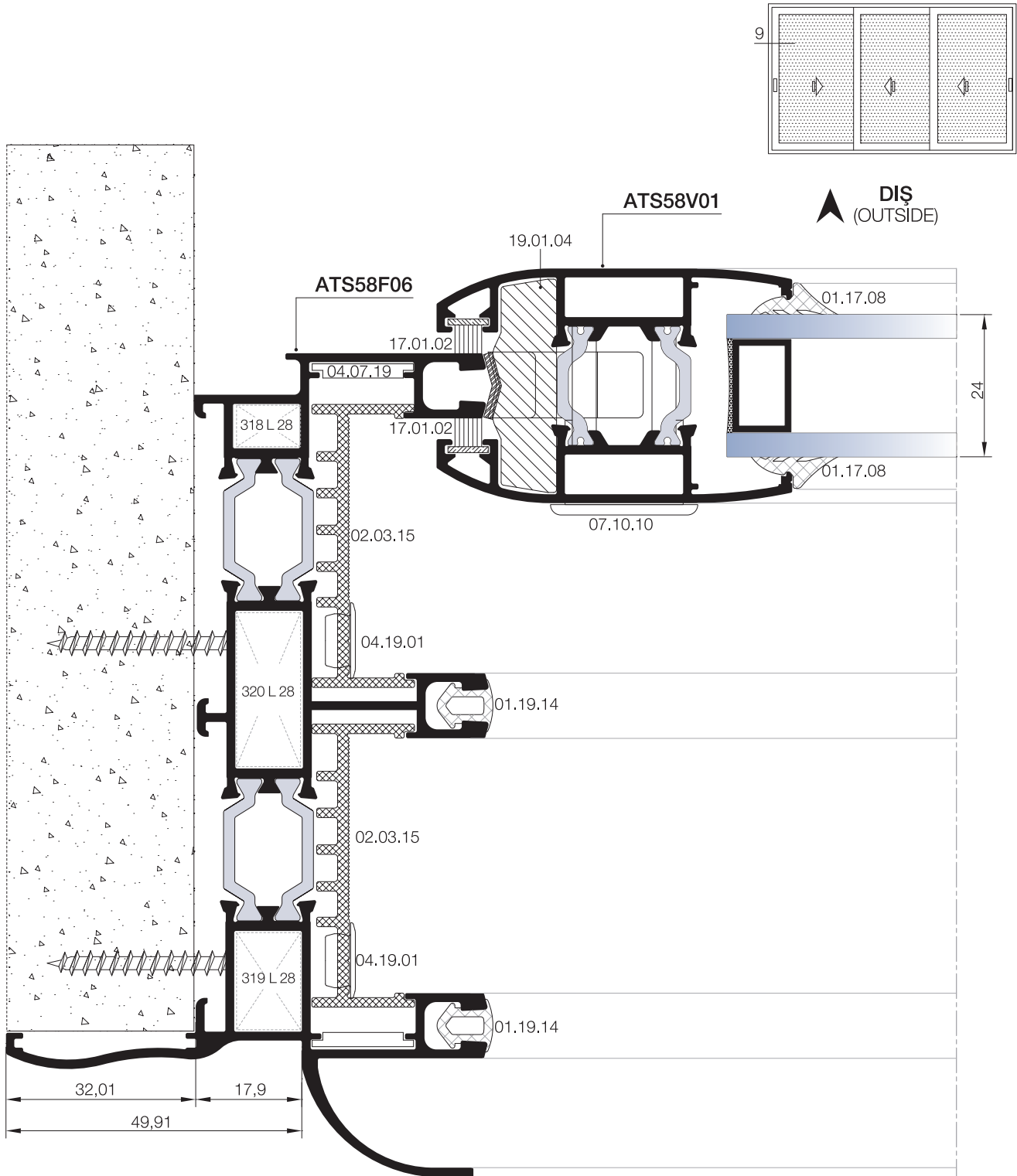
⑦ DETAYI  
DETAIL

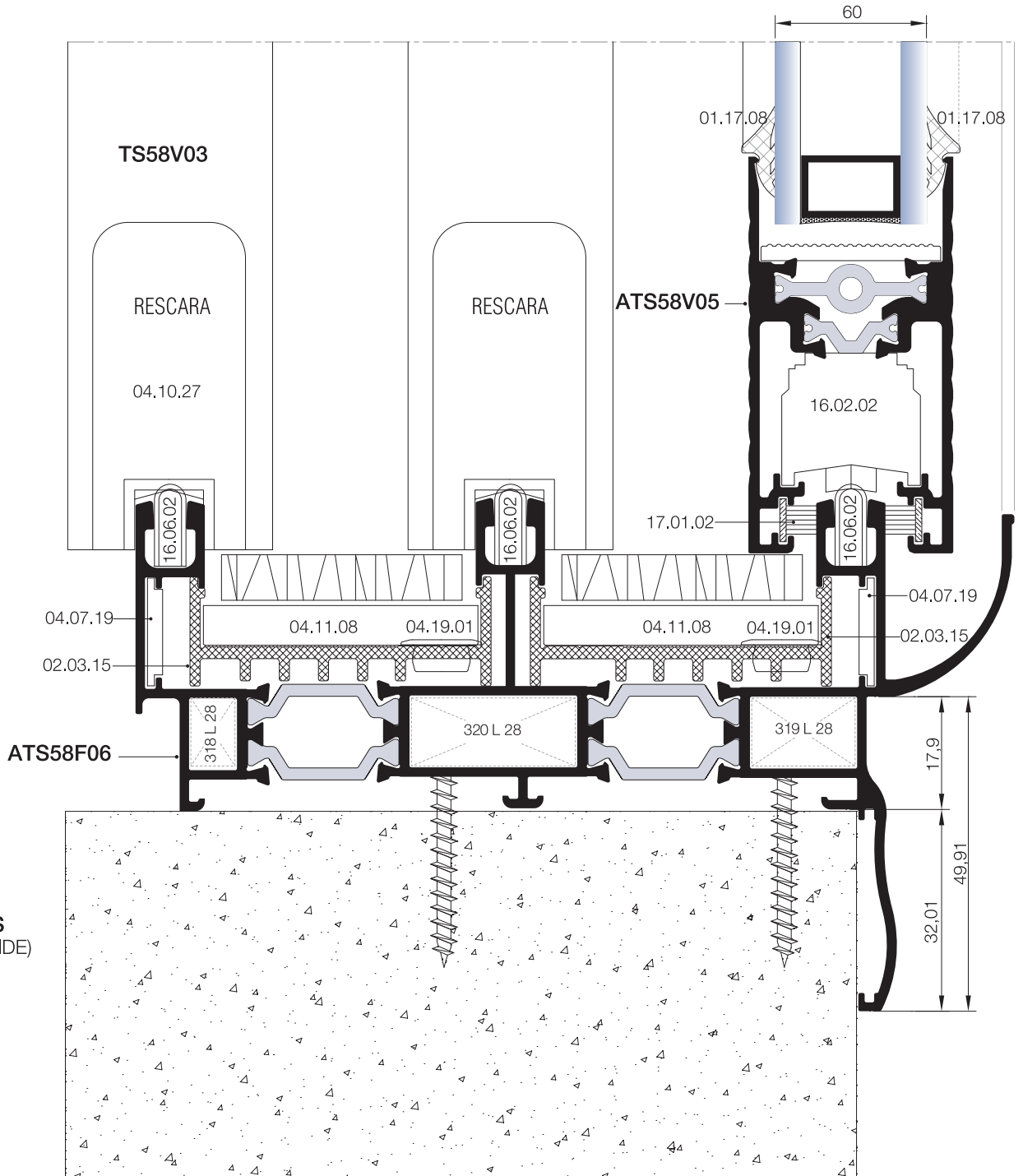
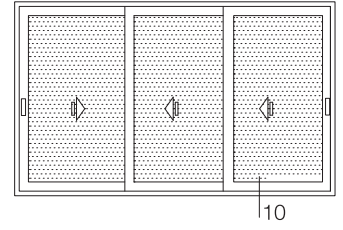


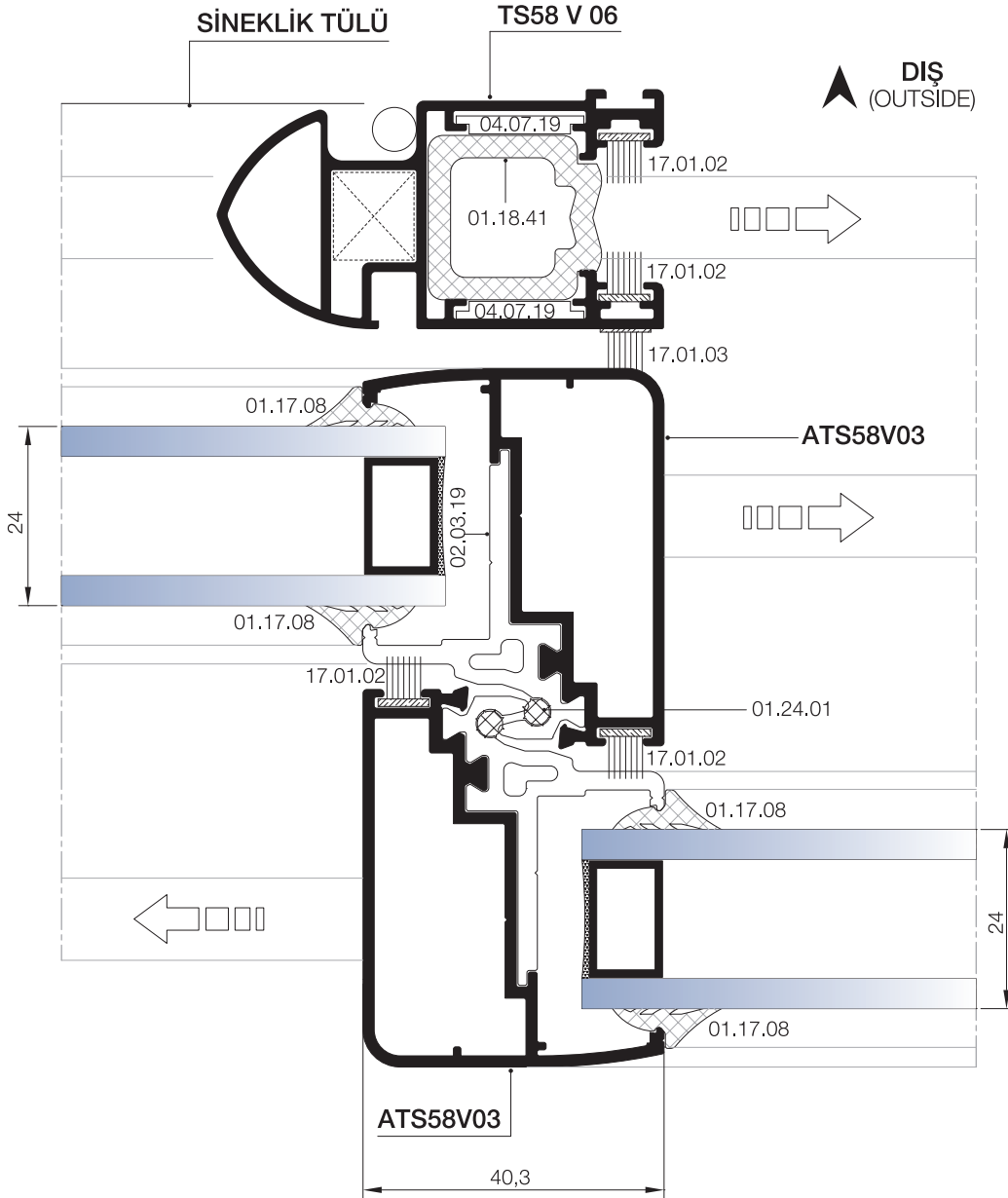
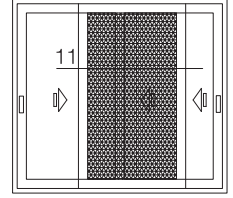


⑧ DETAYI  
DETAIL

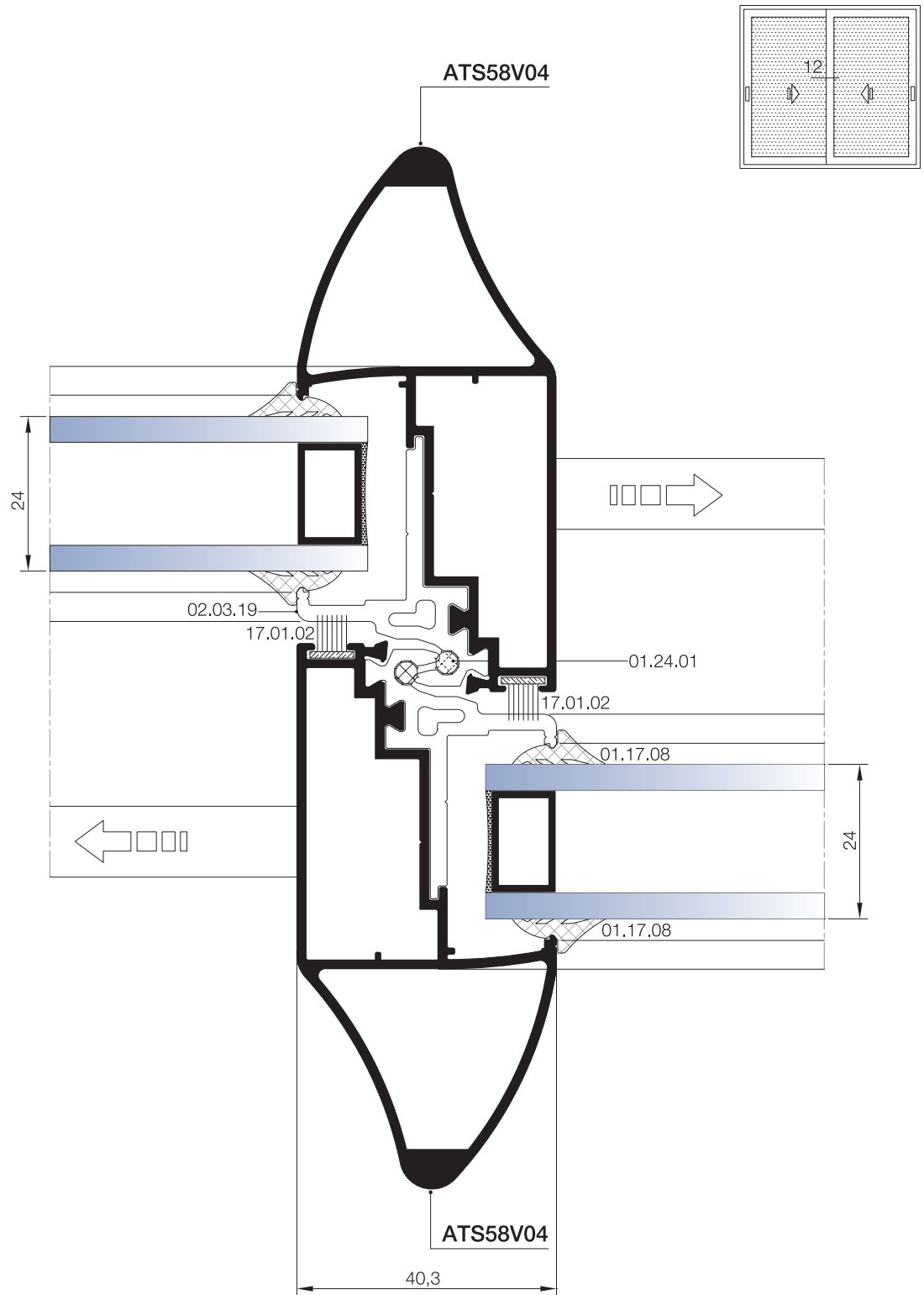




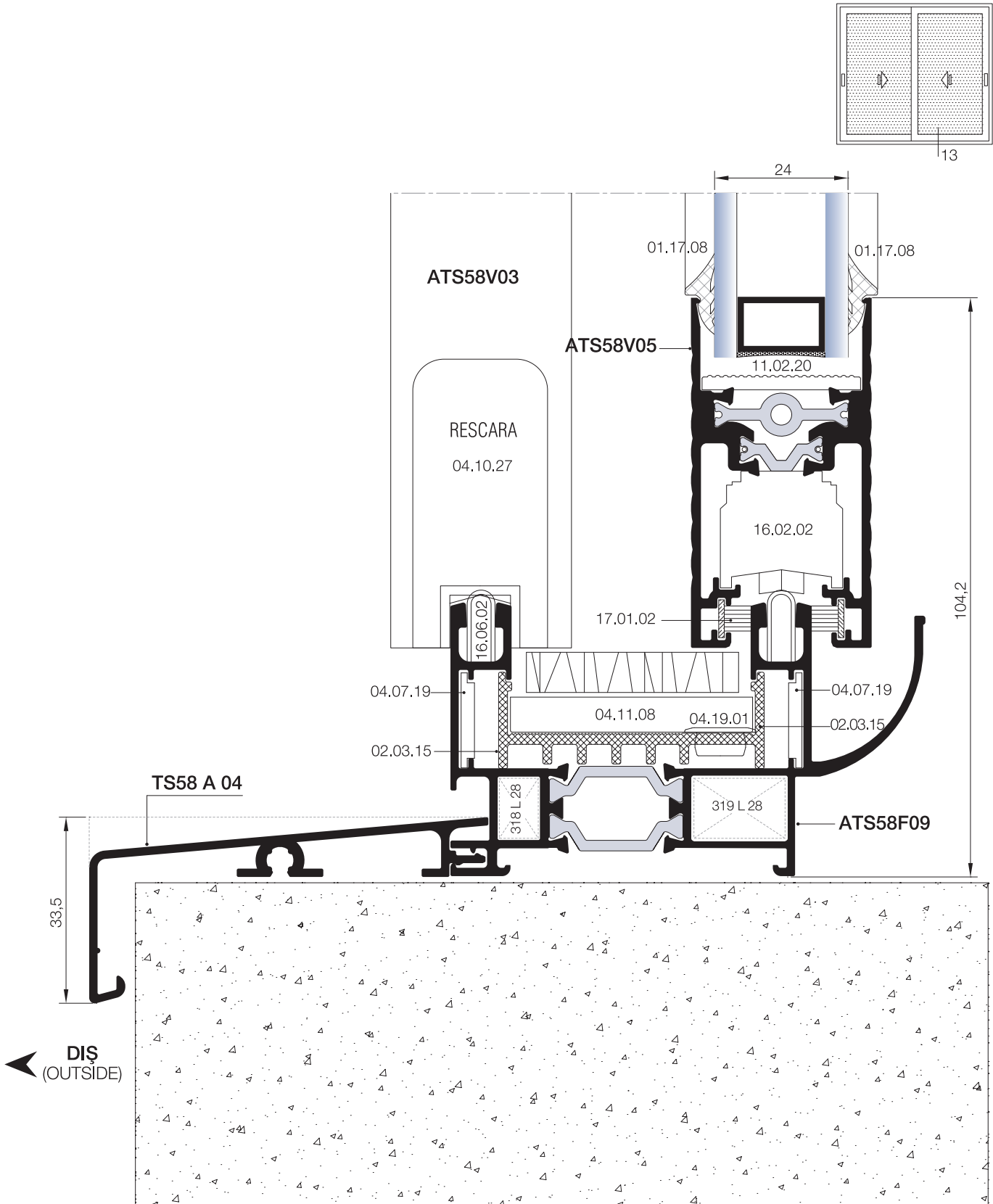




- 11
- 12
- 13
- 14
- 15
- 16
- 17
- 18
- 19
- 20



12 DETAYI  
DETAIL



11

12

13

14

15

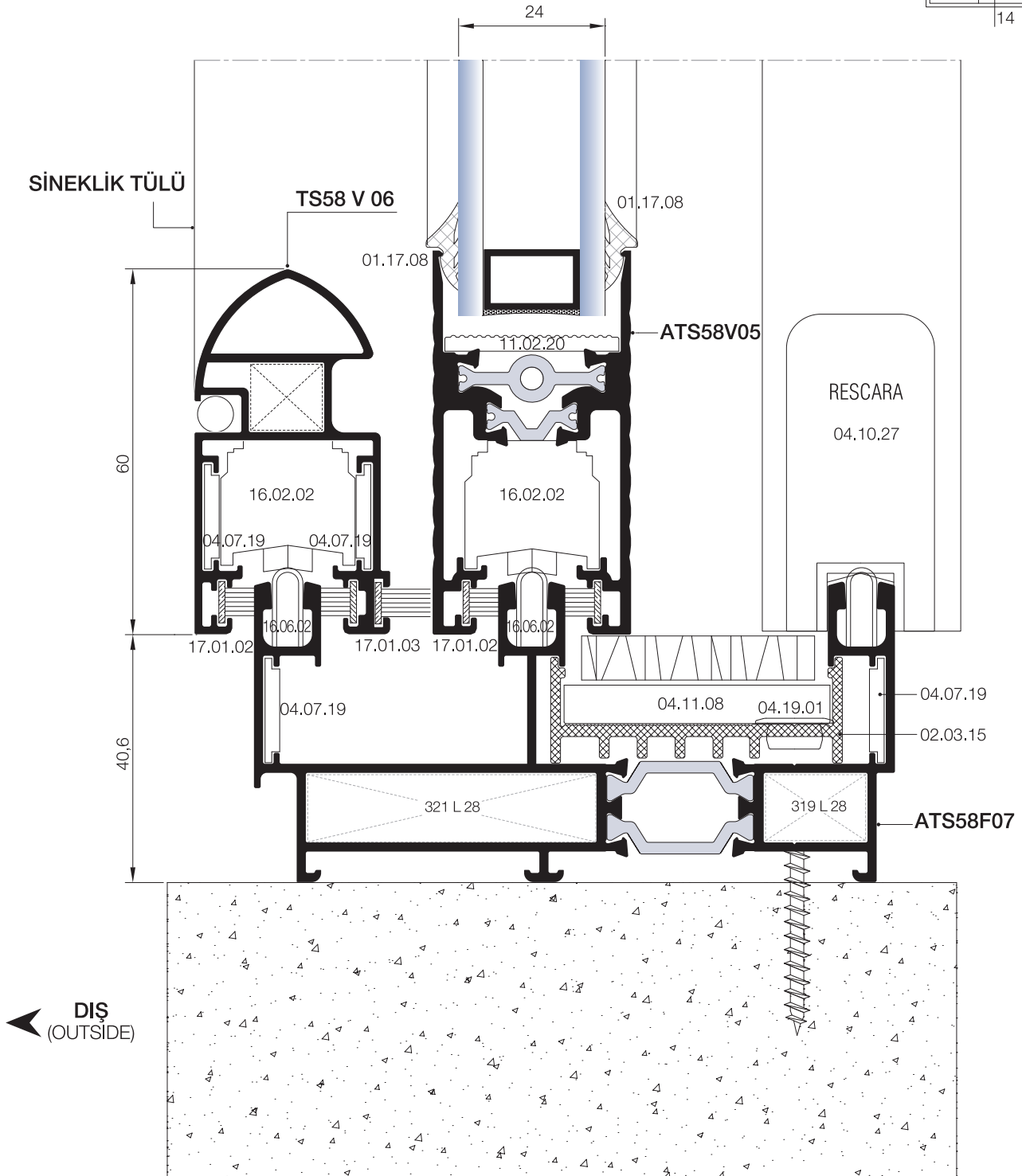
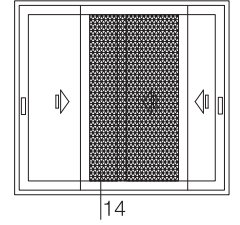
16

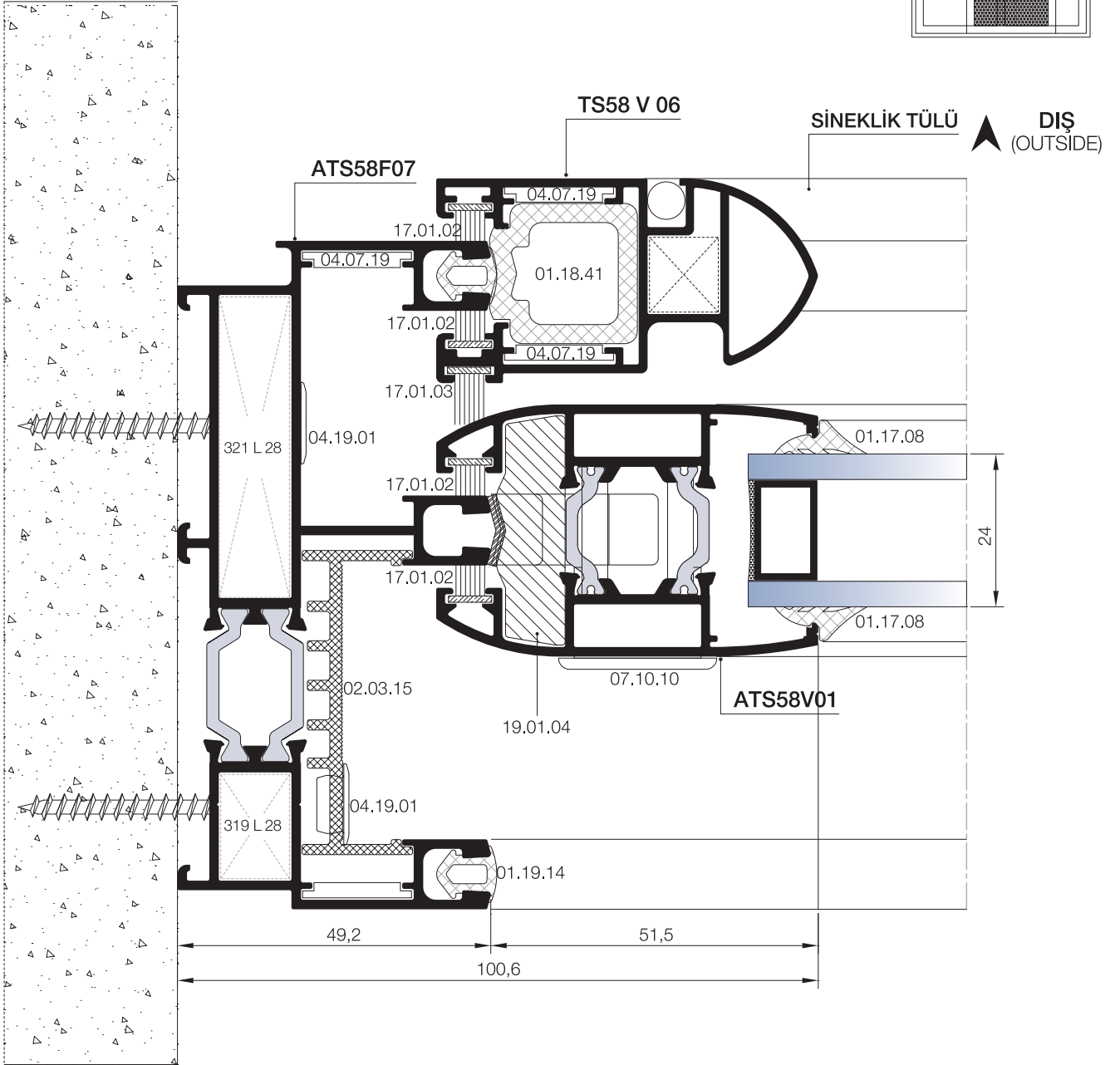
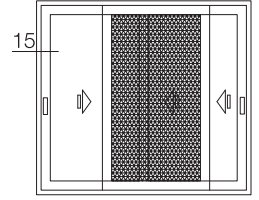
17

18

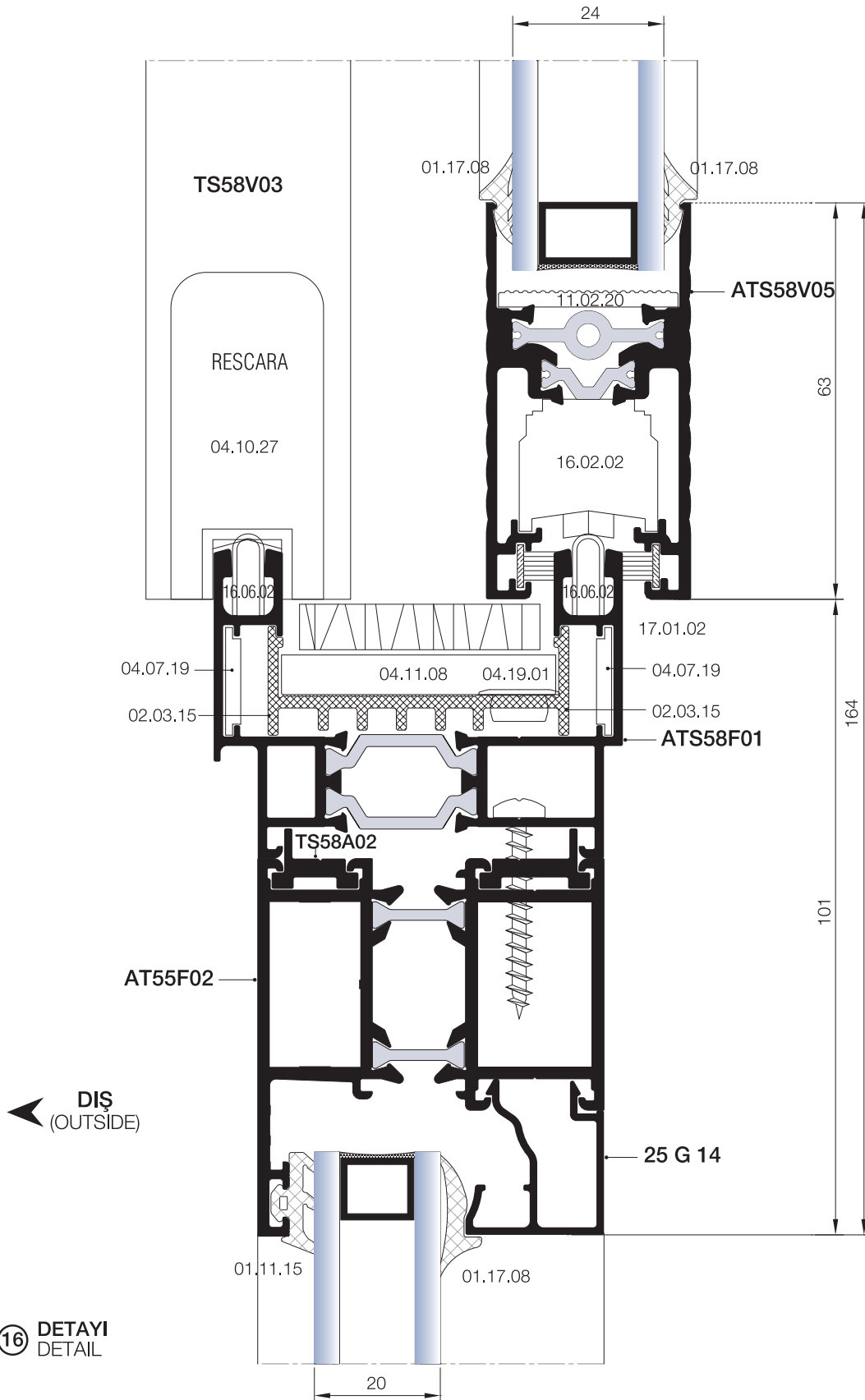
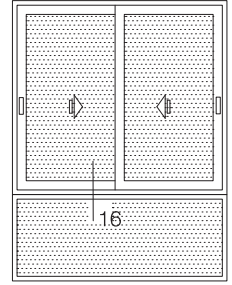
19

20



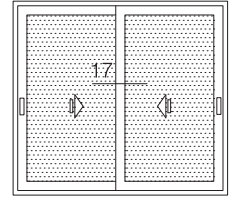


- 11
- 12
- 13
- 14
- 15
- 16
- 17
- 18
- 19
- 20

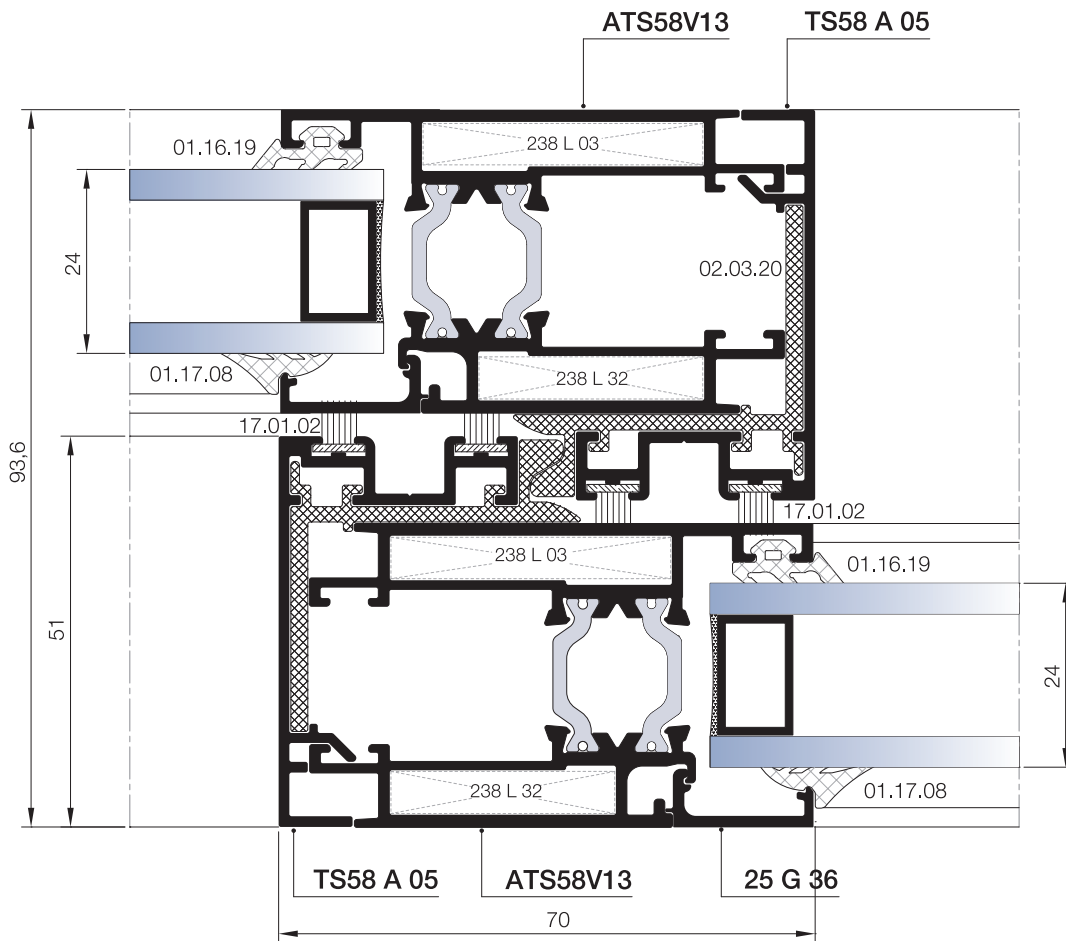


16 DETAYI  
DETAIL

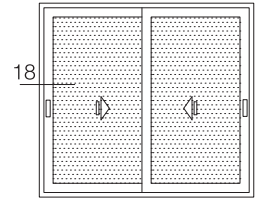




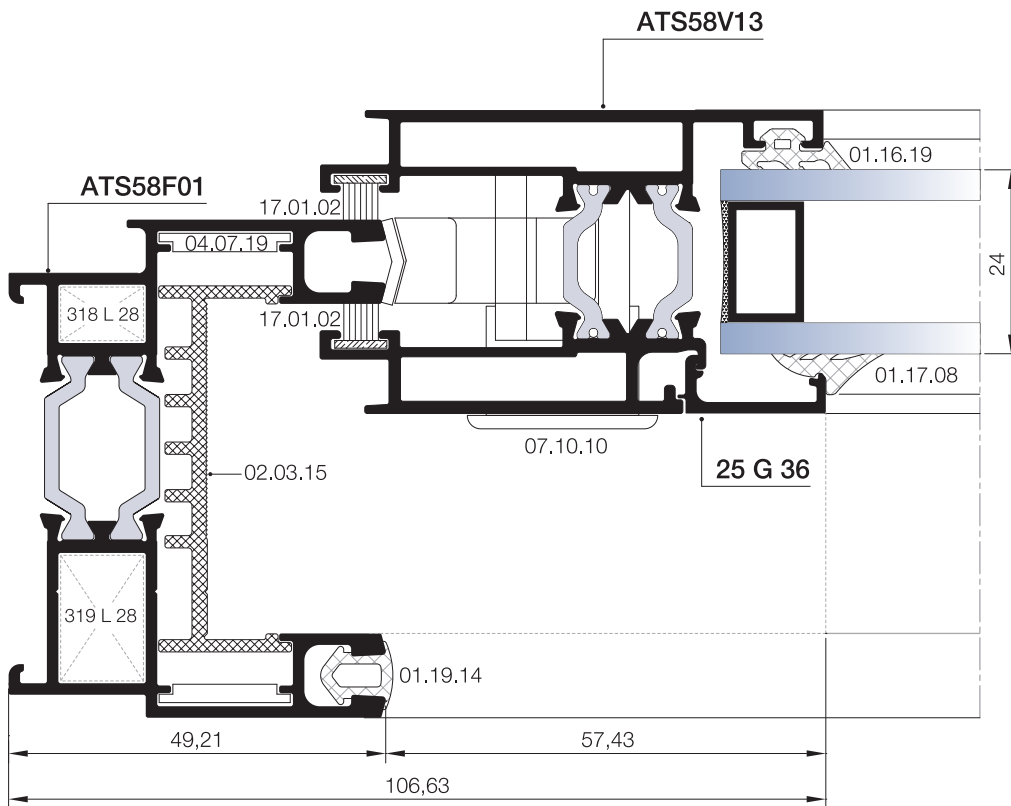
▲ DIŞ  
(OUTSIDE)



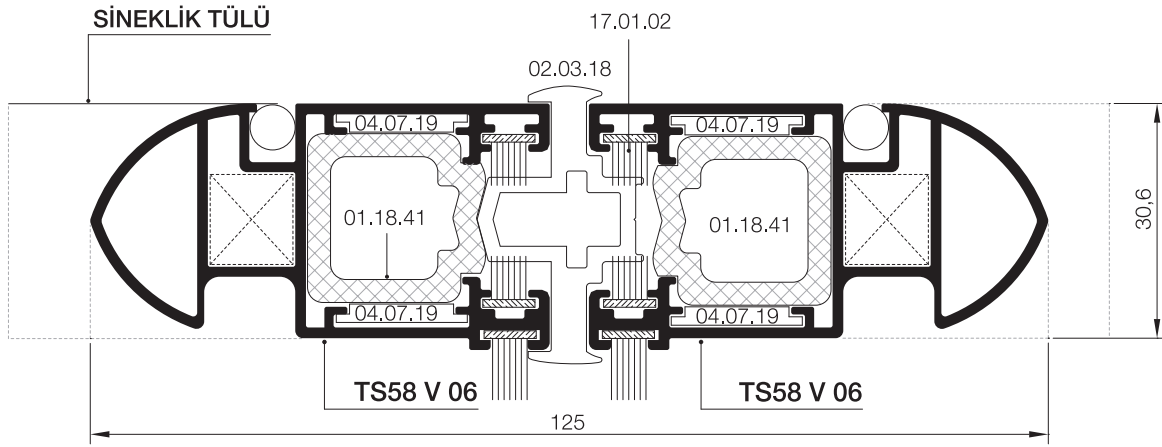
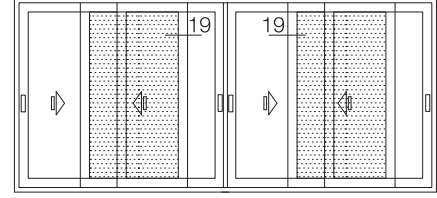
17 DETAYI  
DETAIL

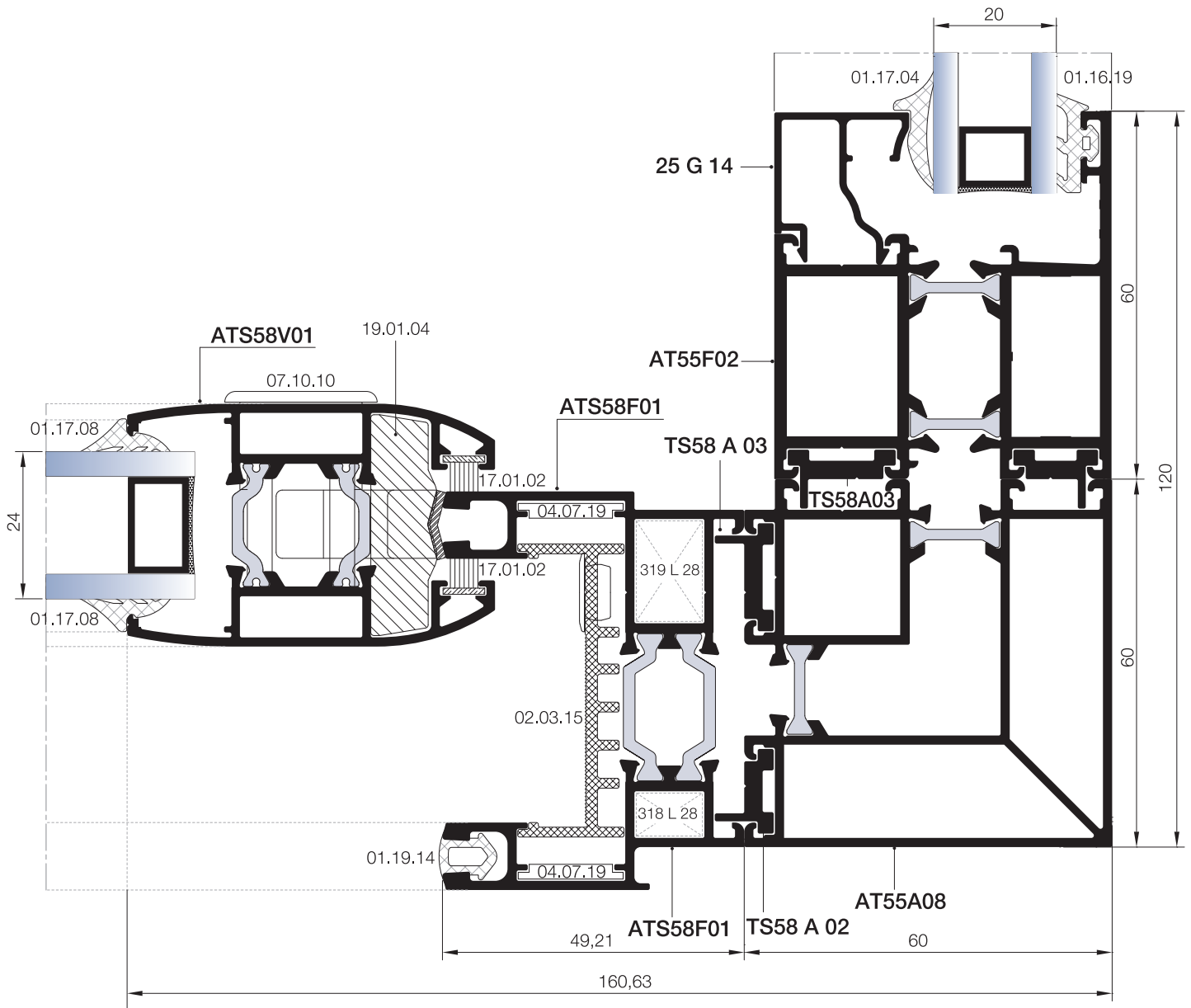
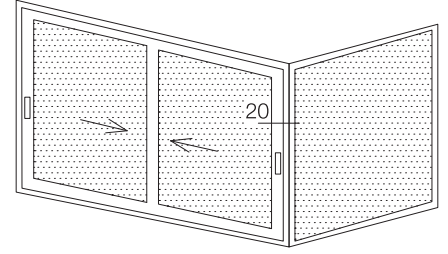


▲ DIŞ  
(OUTSIDE)



18 DETAYI  
DETAIL





20 DETAYI  
DETAIL

DIŞ  
(OUTSIDE) ➤

# MİMARİ KATALOG

## ARCHITECTURAL CATALOGUE

Alüminyum Kapı Pencere ve Giydirme Cephe Sistemleri  
Aluminium Window Doors and Facade Systems



Rescara Sistem Detayları  
Rescara System Details

# RST58

**AKSESUARLAR**

ACCESSORIES

11

12

13

14

15


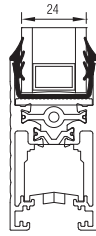

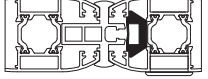



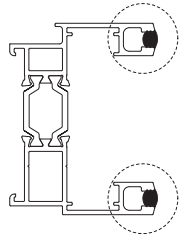



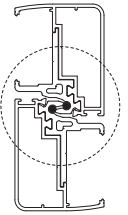


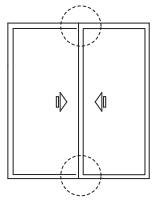



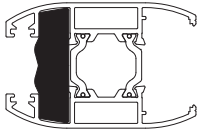



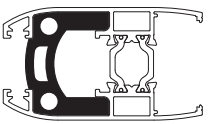

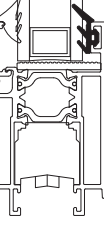

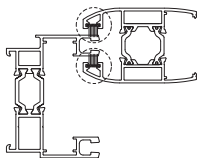
16


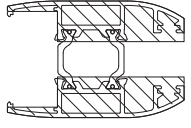

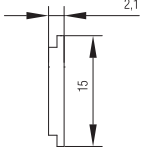
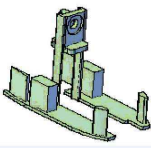
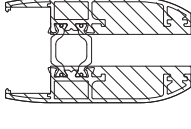

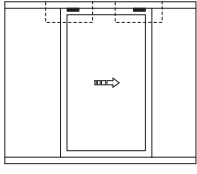
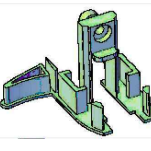
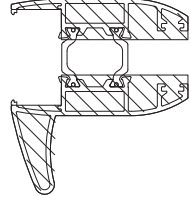

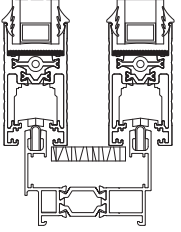

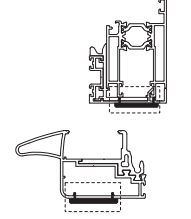

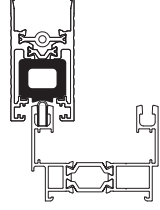
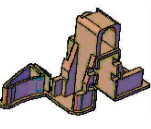
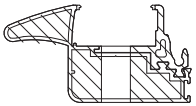
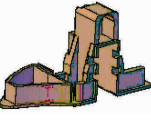
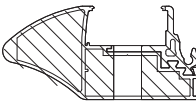

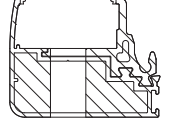
17

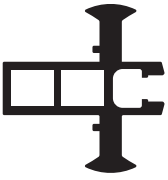
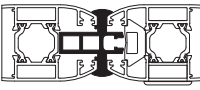

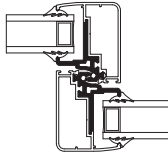

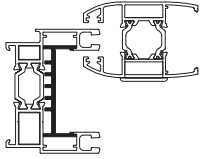

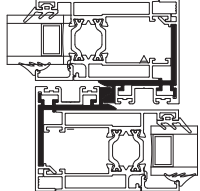
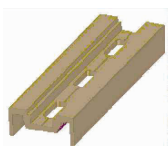
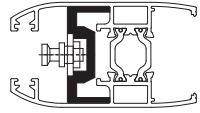



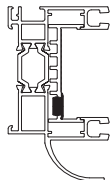
18

19

20

11	 <p><b>01.16.16</b> U TİPİ CAM FİTİLİ GLAZING GASKET</p> <p>Malzeme / Material : EPDM Ağırlık / Weight : 150 gr/m Paket / Package : 100 m / 15 kg</p>		 <p><b>01.18.11</b> ORTA BASMA FİTİLİ CENTRAL GASKET</p> <p>Malzeme / Material : EPDM Ağırlık / Weight : 190 gr/m Paket / Package : 78,9 m / 15 kg</p>	
12	 <p><b>01.16.17</b> U TİPİ CAM FİTİLİ GLAZING GASKET</p> <p>Malzeme / Material : EPDM Ağırlık / Weight : 200 gr/m Paket / Package : 75 m / 15 kg</p>		 <p><b>01.19.14</b> RAY FİTİLİ RAIL COVER GASKET</p> <p>Malzeme / Material : EPDM Ağırlık / Weight : 50 gr/m Paket / Package : 300 m / 15 kg</p>	
13	 <p><b>01.16.18</b> U TİPİ CAM FİTİLİ GLAZING GASKET</p> <p>Malzeme / Material : EPDM Ağırlık / Weight : 230 gr/m Paket / Package : 65 m / 15 kg</p>		 <p><b>01.24.01</b> MT-216 A KENET FİTİLİ CONNECTION GASKET</p> <p>Malzeme / Material : EPDM Ağırlık / Weight : 12 gr/m Paket / Package : 1153 m / 15 kg</p>	
14	 <p><b>01.17.08</b> KAMA TİPİ CAM FİTİLİ GLAZING GASKET</p> <p>Malzeme / Material : EPDM Ağırlık / Weight : 45 gr/m Paket / Package : 333 m / 15 kg</p>		 <p><b>04.11.08</b> SIZDIRMAZLIK PARÇASI SEALING PART</p> <p>Malzeme / Material : EPDM</p>	
15	 <p><b>01.17.22</b> KAMA TİPİ CAM FİTİLİ GLAZING GASKET</p> <p>Malzeme / Material : EPDM Ağırlık / Weight : 50 gr/m Paket / Package : 300 m / 15 kg</p>		 <p><b>19.01.04</b> STOPER STOPER</p> <p>Malzeme / Material : EPDM (ATS58V01 için / for ATS58V01)</p>	
16	 <p><b>01.17.23</b> KAMA TİPİ CAM FİTİLİ GLAZING GASKET</p> <p>Malzeme / Material : EPDM Ağırlık / Weight : 60 gr/m Paket / Package : 92 m / 15 kg</p>		 <p><b>19.01.06</b> STOPER STOPER</p> <p>Malzeme / Material : EPDM (ATS58V02 için / for ATS58V02)</p>	
17	 <p><b>01.16.19</b> DİŞ CAM FİTİLİ GLAZING GASKET</p> <p>Malzeme / Material : EPDM Ağırlık / Weight : 65 gr/m Paket / Package : 230,7 m / 15 kg</p>		 <p><b>17.01.02</b> KİL FİTİL BRUSH</p> <p>Malzeme / Material : Polipropilen / Polypropilene</p>	
18				
19				
20				

	<p><b>04.10.24</b> PVC KAPAK PVC CAP Malzeme / Material : PVC (alt &amp; üst takım - 2 adet / bottom &amp; topset - 2 pieces) (ATS58V01 için / for ATS58V01)</p>			<p><b>04.07.19</b> KÖŞE ÇAVUŞU CORNER CLEAT Malzeme / Material : PVC</p>	
	<p><b>04.10.25</b> PVC KAPAK PVC CAP Malzeme / Material : PVC (alt &amp; üst takım - 2 adet / bottom &amp; topset - 2 pieces) (ATS58V02 için / for ATS58V02)</p>			<p><b>04.01.02</b> KANAT SABİTLEYİCİ FIXED VENT Malzeme / Material : PVC (15mm)</p>	
	<p><b>04.10.26A-26B</b> PVC KAPAK PVC CAP Malzeme / Material : PVC (alt &amp; üst takım bottom &amp; topset) (ATS58V08 için / for ATS58V08)</p>			<p><b>11.02.20</b> CAM TAKOZU GLASS SUPPORT Malzeme / Material : PVC</p>	
	<p><b>04.10.27</b> KANAT KAPAĞI CAP FOR VENT Malzeme / Material : PVC (ATS58V03 - ATS58V04 ATS58V07 - ATS58V13 için)</p>			<p><b>11.05.01</b> KANAT SABİTLEME TAKOZU VENT FIXING PART Malzeme / Material : PVC</p>	
	<p><b>04.10.28A-28B</b> PVC KAPAK PVC CAP Malzeme / Material : PVC (alt &amp; üst takım bottom &amp; topset) (ATS58V07 için / for ATS58V07)</p>				
	<p><b>04.10.29A-29B</b> PVC KAPAK PVC CAP Malzeme / Material : PVC (alt &amp; üst takım bottom &amp; topset) (ATS58V04 için / for ATS58V04)</p>				
	<p><b>04.10.30A-30B</b> PVC KAPAK PVC CAP Malzeme / Material : PVC (alt &amp; üst takım bottom &amp; topset) (ATS58V03 için / for ATS58V03)</p>				

11		02.03.16 ORTA BİRLEŞİM ADAPTÖRÜ ADAPTER FOR MIDDLE CONNECTION Malzeme / Material : PVC				
12						
13		02.03.19 ORTA KENET ADAPTÖRÜ MIDDLE CLAMPING ADAPTER Malzeme / Material : PVC				
14						
15		02.03.15 PVC YALITIM ADAPTÖRÜ PVC ADAPTER FOR INSULATION Malzeme / Material : PVC				
16		02.03.20 ORTA KENET ADAPTÖRÜ MIDDLE CLAMPING ADAPTER Malzeme / Material : Sert PVC Hard PVC				
17						
18		02.03.17 TİJLİ KİLİT ADAPTÖRÜ ROD LOCKING SYSTEM ADAPTER Malzeme / Material : PVC (120 mm)				
19		02.03.18 SİNEKLİK ADAPTÖRÜ INSECT SCREEN ADAPTER Malzeme / Material : PVC				
20		04.19.01 PVC TAPA PVC PLUG Malzeme / Material : PVC				

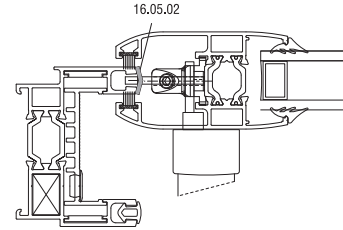
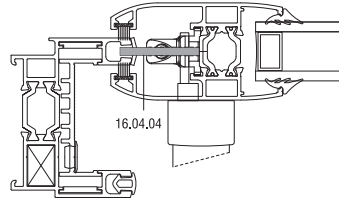
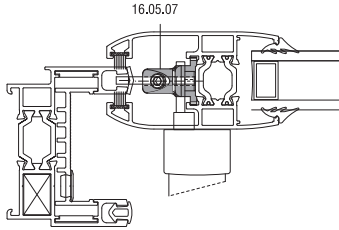
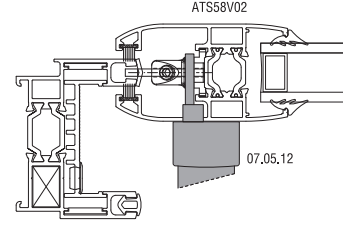


<p>07.05.12 RESCARA İSPANYOLET KOL (ÇİFT DİLLİ) HANDLE FOR WINDOWS (DOUBLE RAIL) Renk / Color : Siyah-Beyaz-Gri Black-White-Grey</p> <p>EN 1670</p>	<p>07.05.24 PVC İSPANYOLET KOL PVC HANDLE Renk / Color : Siyah-Beyaz-Gri Black-White-Grey</p> <p>AT58V02 Kanat için / For Vent AT58V02</p>
<p>07.10.10 HAVUZLU KİLİT SLIDING LOCK Malzeme/Material : Alüminyum-Zamak Aluminium-Zamak</p> <p>EN 1670, 13126-1</p>	<p>16.05.07 KİLİT ADAPTÖRÜ LOCK ADAPTER Renk / Color : Siyah-Beyaz-Gri-Eloksal Black-White-Grey-Anodised</p> <p>07.05.12 Kol için / For Handle 07.05.12</p>
<p>46 16.04.04 SÜRME DİL SLIDING BOLT</p> <p>07.05.12 Kol için / For Handle 07.05.12</p>	<p>11,9 16.05.02 SÜRME KİLİT KARŞILIĞI STRIKER FOR SLIDING LOCK</p> <p>07.05.12 Kol için / For Handle 07.05.12</p>
<p>16.05.08 SÜRME KİLİT KARŞILIĞI STRIKER FOR SLIDING LOCK</p> <p>07.05.24 PVC Kol için / For PVC Handle 07.05.24</p>	<p>04.20.01 SÜRMA SAC KARŞILIĞI TIN PLATE STRIKER FOR SLIDING LOCK</p> <p>07.05.24 PVC Kol için / For PVC Handle 07.05.24</p>
<p>16.05.05 SÜRME KİLİT ADAPTÖRÜ SLIDING LOCK ADAPTER Renk / Color : Siyah-Beyaz-Gri-Eloksal Black-White-Grey-Anodised</p> <p>07.10.10 Sürme Kilit için / For Handle 07.10.10</p>	<p>07.11.03 KOL ÜSTÜ KARŞILIK STRIKER FOR HANDLE Renk / Color : Siyah-Beyaz-Gri-Eloksal Black-White-Grey-Anodised</p> <p>07.10.10 Sürme Kilit için / For Handle 07.10.10</p>
<p>19 12 29 16.04.05 SÜRME KİLİT ADAPTÖRÜ SLIDING LOCK ADAPTER</p> <p>07.10.10 Sürme Kilit için / For Handle 07.10.10</p>	<p>07.18.13 TİJLİ KİLİT SİSTEMİ ROD LOCKING SYSTEM</p> <p>07.05.24 PVC Kol için / For PVC Handle 07.05.24</p>

## 07.05.12 KOL İLE KİLİTLEME SEÇİM TABLOSU

LOCKING KIT SELECTION TABLE WITH HANDLE 07.05.12

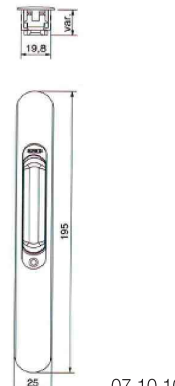
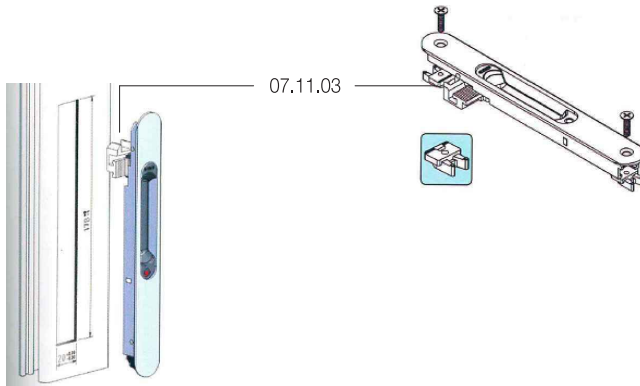
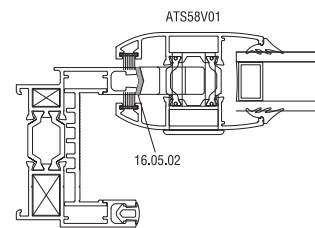
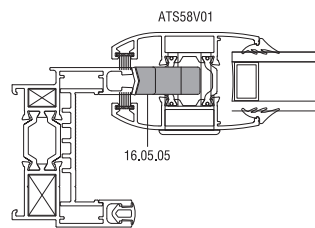
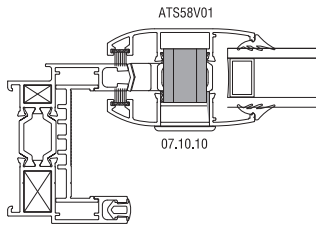
KOD CODE	TANIM DESCRIPTION	ADET NUMBER	KANAT VENT
07.05.12	ÇİFT DİLLİ İSPANYOLET KOL DOUBLE RAIL HANDLE	1	ATS58V02
16.05.07	KİLİT ADAPTÖRÜ LOCK ADAPTER	1	
16.04.04	SÜRME DİL SLIDING BOLT	1	
16.05.02	SÜRME KİLİT KARŞILIĞI STRIKER FOR SLIDING LOCK	1	



## 07.10.10 KOL İLE KİLİTLEME SEÇİM TABLOSU 1

LOCKING KIT SELECTION TABLE 1 WITH HANDLE 07.10.10

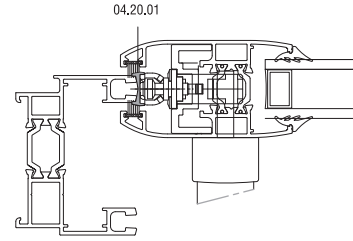
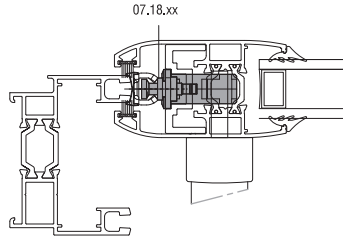
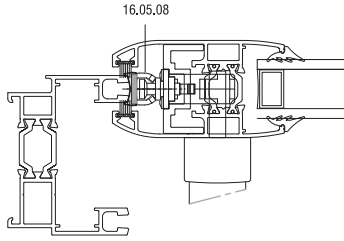
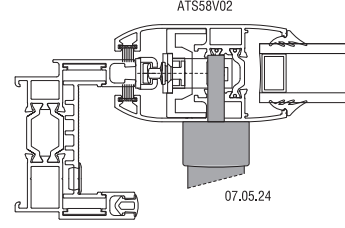
KOD CODE	TANIM DESCRIPTION	ADET NUMBER	KANAT VENT	KOD CODE	TANIM DESCRIPTION	ADET NUMBER
07.10.10	HAVUZLU KİLİT SLIDING LOCK	1	ATS58V01 ATS58V02 ATS58V13	07.10.10	HAVUZLU KİLİT SLIDING LOCK	1
16.05.05	SÜRME KİLİT ADAPTÖRÜ SLIDING LOCK ADAPTER	1		16.05.02	SÜRME KİLİT ADAPTÖRÜ SLIDING LOCK ADAPTER	1
07.11.03	KOL ÜSTÜ KARŞILIK STRIKER FOR HANDLE	1		16.04.05	KOL ÜSTÜ KARŞILIK STRIKER FOR HANDLE	1



## 07.05.24 KOL İLE KİLİTLEME SEÇİM TABLOMU

LOCKING KIT SELECTION TABLE WITH HANDLE 07.05.24

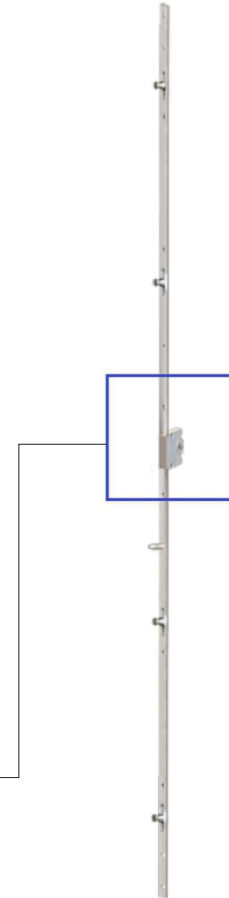
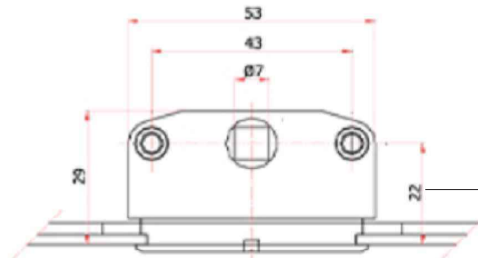
KOD CODE	TANIM DESCRIPTION	ADET NUMBER	KANAT VENT
07.05.24	PVC İSPANYOLET KOL PVC HANDLE	1	ATS58V02
16.05.08	SÜRME KİLİT KARŞILIĞI STRIKER FOR SLIDING LOCK	BKZ. 07.18.xx SEÇİM TABLOSU SEE 07.18.xx SELECTION TABLE	
04.20.01	SÜRME SAC KARŞILIĞI TIN PLATE STRIKER FOR SLIDING LOCK	BKZ. 07.18.xx SEÇİM TABLOSU SEE 07.18.xx SELECTION TABLE	
07.18.xx	TİJLİ KİLİT SİSTEMİ ROD LOCKING SYSTEM	1	






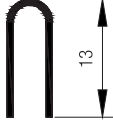



## 07.18.xx TİJLİ KİLİT SİSTEMİ SEÇİM TABLOMU

07.18.xx ROD LOCKING KIT SELECTION TABLE

KOD CODE	ÖLÇÜ DIMENSION	16.05.08 ADET/NUMBER	04.20.01 ADET/NUMBER
07.18.24	h: 600mm / 22	2	2
07.18.25	h: 800mm / 22	2	2
07.18.26	h: 1000mm / 22	3	3
07.18.27	h: 1200mm / 22	3	3
07.18.28	h: 1400mm / 22	3	3
07.18.29	h: 1600mm / 22	3	3
07.18.30	h: 1800mm / 22	4	4
07.18.31	h: 2000mm / 22	4	4



11	 <p>16.02.02 GIESSE AYARLI ÇİFTLİ RULMAN GIESSE ADJUSTABLE CARRERA 2 PULLEYS</p> <p>Malzeme / Material : Polyamid-Zamak Polyamide-Zamak</p> <p>2 adet 180 kg taşır. / 180 kg with 2 pulleys EN 13126-15 : 2008</p>	 <p>16.01.02 AYARLI ÇİFTLİ RULMAN ADJUSTABLE PULLEY</p> <p>2 adet 65 kg taşır. / 65 kg with 2 pulleys Max. kanat ölçüsü 1000x2100 / Max. vent dimension 1000x2100</p>
12		
13	 <p>16.01.01 AYARLI TEKLİ RULMAN PULLEY WITH SINGLE WHEEL</p> <p>2 adet 35 kg taşır. / 35 kg with 2 pulleys Max. kanat ölçüsü 600x1500 / Max. vent dimension 600x1500</p>	 <p>16.01.12 METAL TEKERLEKLİ AYARLI RULMAN STEEL ADJUSTABLE PULLEYS</p> <p>2 adet 65 kg taşır. / 65 kg with 2 pulleys Max. kanat ölçüsü 1000x2100 / Max. vent dimension 1000x2100</p>
14		
15	 <p>16.01.13 METAL TEKERLEKLİ AYARLI RULMAN PULLEY WITH SINGLE WHEEL</p> <p>2 adet 35 kg taşır. / 35 kg with 2 pulleys Max. kanat ölçüsü 600x1500 / Max. vent dimension 600x1500</p>	 <p>16.06.02 ÇELİK RAY STEEL RAIL</p> <p>Malzeme / Material : Paslanmaz Çelik Stainless Steel</p>
16		
17	 <p>21.01.07 PUNCH MAKİNESİ PUNCH MACHINE</p> <p>(PNÖMATİK)</p>	
18		
19		
20		