


MİMARİ KATALOG
ARCHITECTURAL CATALOGUE

Alüminyum Kapı Pencere ve Giydirme Sistemleri
Aluminium Window Doors and Facade Systems

RESCARA



RWTP64



TEKNİK ÖZELLİKLER / TECHNICAL PROPERTIES

KASA DERİNLİĞİ / FRAME DEPTH	64,2 mm
KANAT DERİNLİĞİ / VENT DEPTH	74,2 mm
PROFİL ET KALINLIĞI / PROFILE WALL THICKNESS	1,6/1,8/2 mm
MAX. CAM KALINLIĞI / MAX. GLASS THICKNESS	44 mm
ISI BARİYERİ / THERMAL INSULATION BARS	24 mm stroforlu / with styrofoam

PERFORMANS DEĞERLERİ / PERFORMANCE VALUES

ISI YALITIM DEĞERİ (UF) / THERMAL INSULATION VALUE (UF)	EN 10077-2	2,620 W/m ² k
---	------------	--------------------------

UYGULAMA SEÇENEKLERİ / APPLICATION OPTIONS

	PENCERE WINDOW	KAPI DOOR
İÇE AÇILIR / INWARD OPENING	•	•
VASİSTAS / BOTTOMHUNG	•	
DIŞA AÇILIR / OUTWARD OPENING		•
ÇİFT EKSEN AÇILIM / TILT & TURN OPENING	•	•
PVC AKSESUARA UYGUN KANAT / VENT FOR PVC ACCESSORIES	•	•
ÇEK & SÜR / TILT & SLIDE	•	•
KATLANIR / FOLDING	•	•

MİMARİ KATALOG

ARCHITECTURAL CATALOGUE

Alüminyum Kapı Pencere ve Giydirme Cephe Sistemleri
Aluminium Window Doors and Facade Systems



Rescara Sistem Detayları
Rescara System Details

RWTP64

PROFİLLER

PROFILES

01

02

03

04

05

06

07

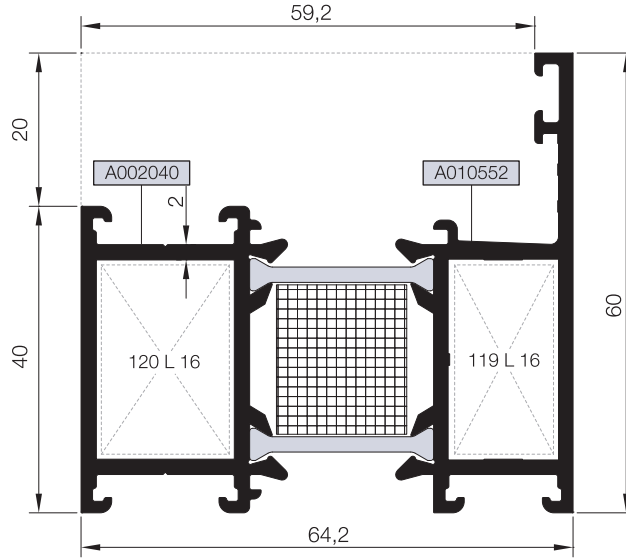
08

09

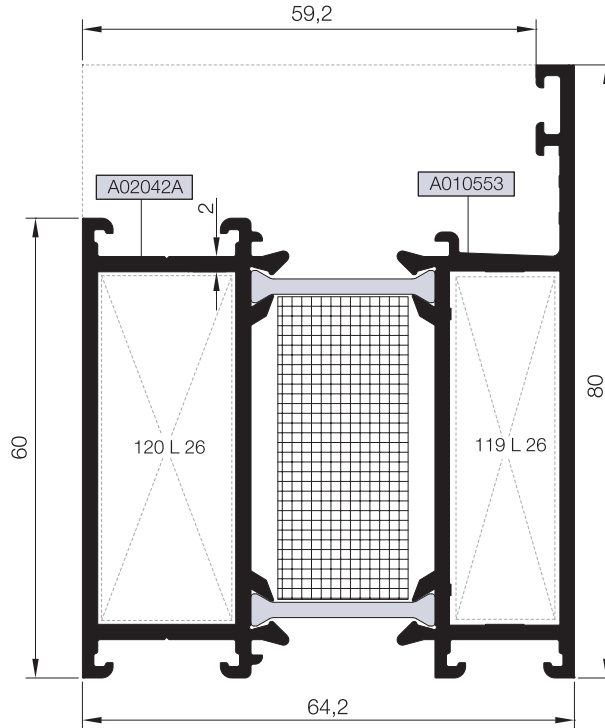
10


KOD / CODE	AĞIRLIK (kg/m) / WEIGHT	Jxx cm ⁴	Jyy cm ⁴	L m	
ATP64F02	1,670	22,546	12,818	6	
ATP64F03	2,104	29,304	33,917	6	

ATP64F02



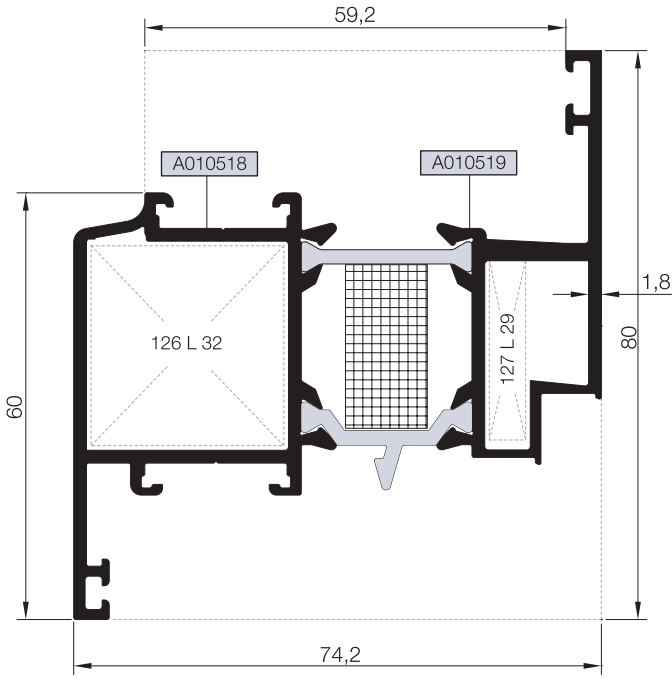
ATP64F03



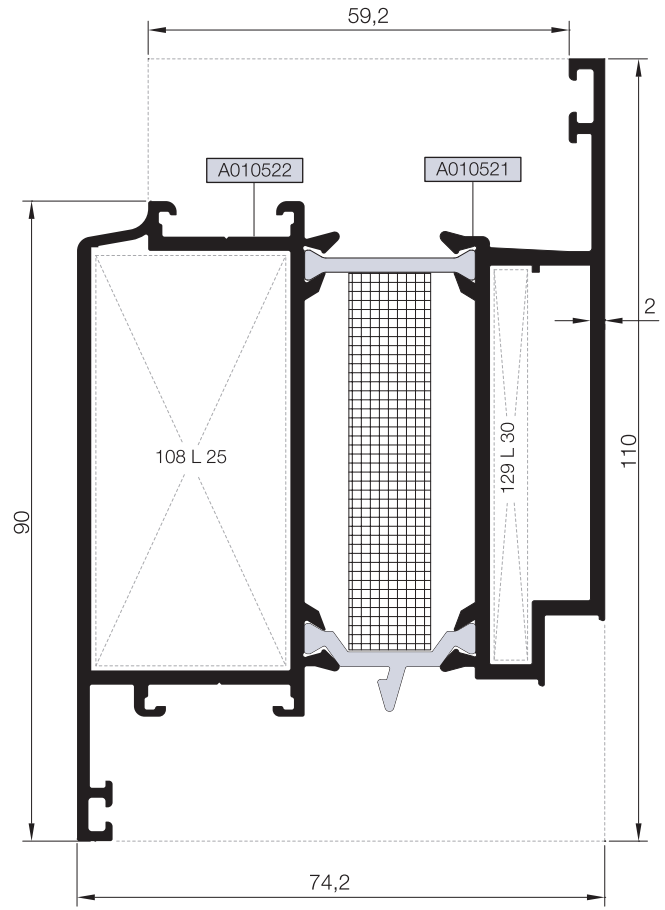
Nr	 L m	KESİM ÖLÇÜSÜ CUTTING SIZE	AKS. KODU ACS. CODE	
ATP64F02	A002040	25 L 16 (A002061)	17,7 mm	120 L 16
	A010552	25 L 16 (A002061)	13,9 mm	119 L 16
ATP64F03	A02042A	25 L 26 (A010540)	17,7 mm	120 L 16
	A010553	25 L 26 (A010540)	13,9 mm	119 L 16

KOD / CODE	AĞIRLIK (kg/m) / WEIGHT	Jxx cm4	Jyy cm4	L m	
ATP64V05	1,792	31,816	17,994	6	
ATP64V06	2,846	52,060	84,431	6	
ATP64V04	2,558	47,341	62,509	6	

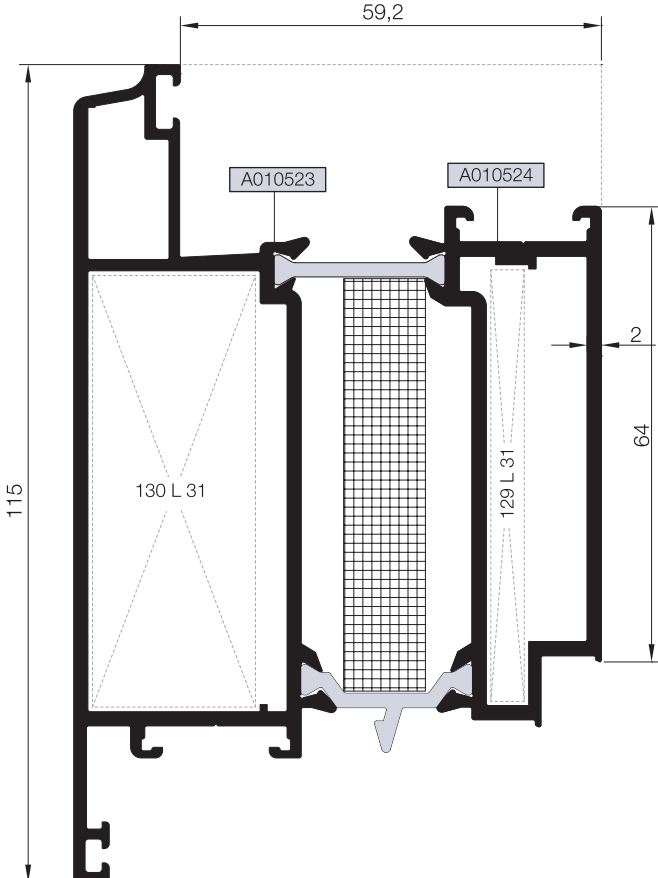
ATP64V05



ATP64V04



ATP64V06

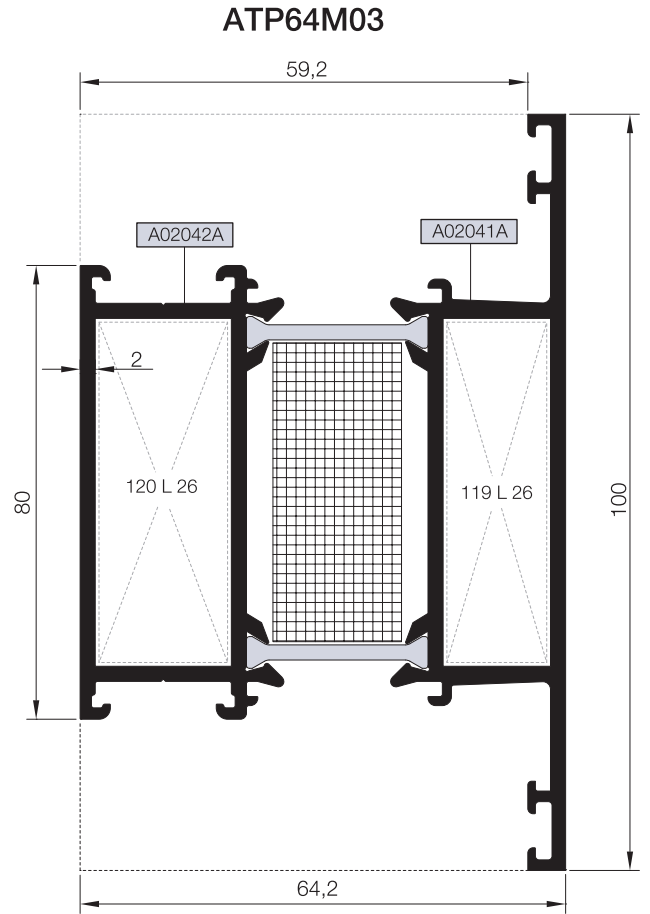
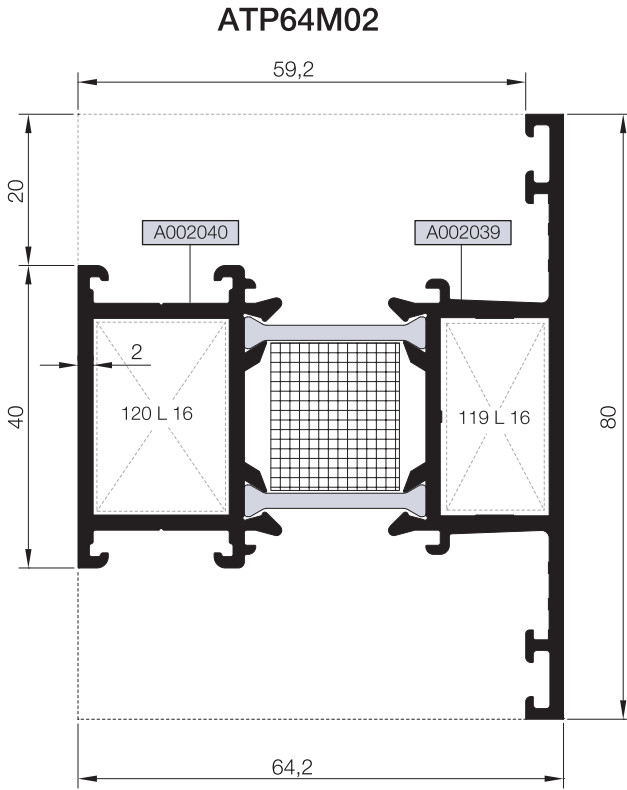


Nr		L m	KESİM ÖLÇÜSÜ CUTTING SIZE	AKS. KODU ACS. CODE
ATP64V05	A010518	25 L 32 (A002430)	28,1 mm	126 L 32
	A010519	25 L 29 (A010543)	6,1 mm	127 L 29
ATP64V04	A010522	25 L 25 (A010539)	27,7 mm	108 L 25
	A010521	25 L 30 (A010544)	5,7 mm	129 L 30
ATP64V06	A010523	25 L 31 (A010545)	23,9 mm	130 L 31
	A010524	25 L 31 (A010545)	5,7 mm	129 L 31

ORTA KAYIT PROFİLLERİ
MULLION PROFILES

RWTP64

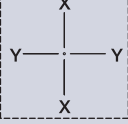
KOD / CODE	AĞIRLIK (kg/m) / WEIGHT	Jxx cm ⁴	Jyy cm ⁴	L m	
ATP64M02	1,793	25,170	17,981	6	
ATP64M03	2,261	32,456	43,010	6	



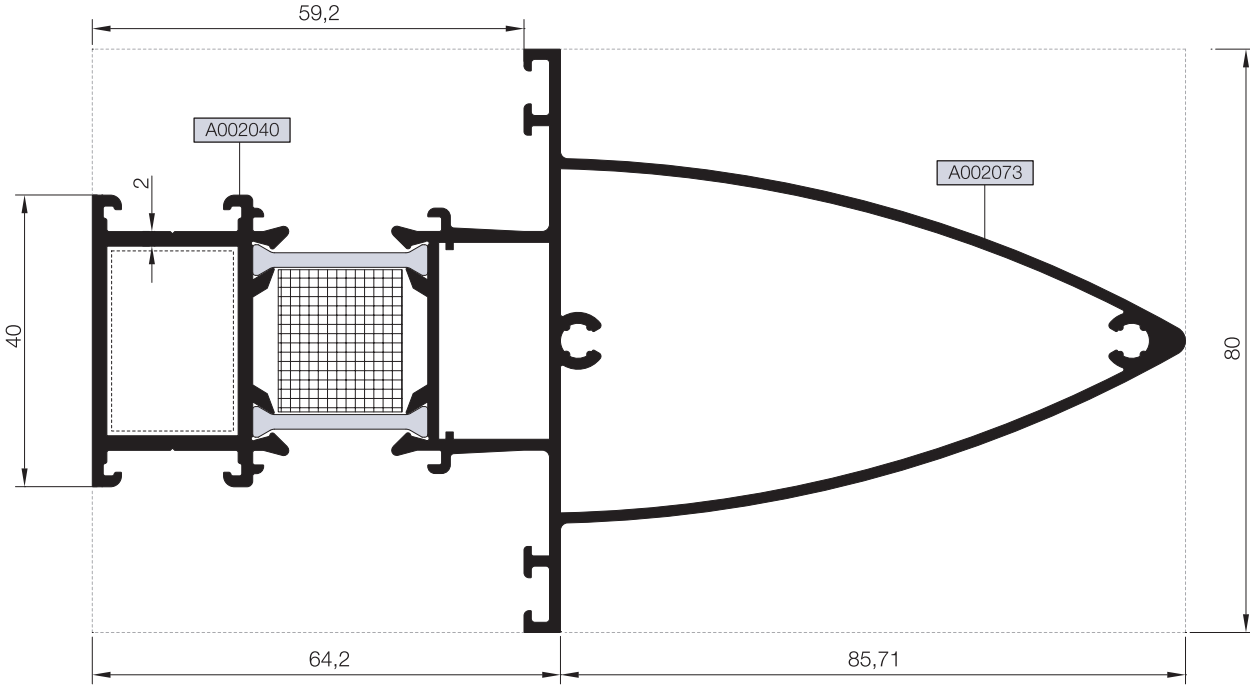
Nr		L m	KESİM ÖLÇÜSÜ CUTTING SIZE	AKS. KODU ACS. CODE
ATP64M02 (Kasa ve orta kayıt içinde kullanılır)	A002039	25 J 03 (A010566)	25,5 mm	135 J 03
	A002040	25 J 04 (A010567)	25,5 mm	135 J 04
ATP64M02 (Dışa açılım kanatlar içinde kullanılır)	A002039	25 J 08 (A010653)	25,5 mm	135 J 08
	A002040	25 J 04 (A010567)	25,5 mm	135 J 04
ATP64M02 (İçe açılım kanatlar içinde kullanılır)	A002039	25 J 05 (A011007)	25,5 mm	135 J 05
	A002040	25 J 04 (A010567)	25,5 mm	135 J 04
ATP64M03 (Kasa ve orta kayıt içinde kullanılır)	A02041A	25 J 03 (A010566)	45,5 mm	136 J 03
	A02042A	25 J 04 (A010567)	45,5 mm	136 J 04
ATP64M03 (Dışa açılım kanatlar içinde kullanılır)	A02041A	25 J 08 (A010653)	45,5 mm	136 J 08
	A02042A	25 J 04 (A010567)	45,5 mm	136 J 04
ATP64M03 (İçe açılım kanatlar içinde kullanılır)	A02041A	25 J 05 (A011007)	45,5 mm	136 J 05
	A02042A	25 J 04 (A010567)	45,5 mm	136 J 04
Nr		L m	KESİM ÖLÇÜSÜ CUTTING SIZE	AKS. KODU ACS. CODE
ATP64M02	A002039	25 L 16 (A002061)	13,9 mm	119 L 16
	A002040	25 L 16 (A002061)	17,7 mm	120 L 16
ATP64M03	A02041A	25 L 26 (A010540)	13,9 mm	119 L 26
	A02042A	25 L 26 (A010540)	17,7 mm	120 L 26

TAKVİYELİ ORTA KAYIT PROFİLLERİ
MULLION PROFILES

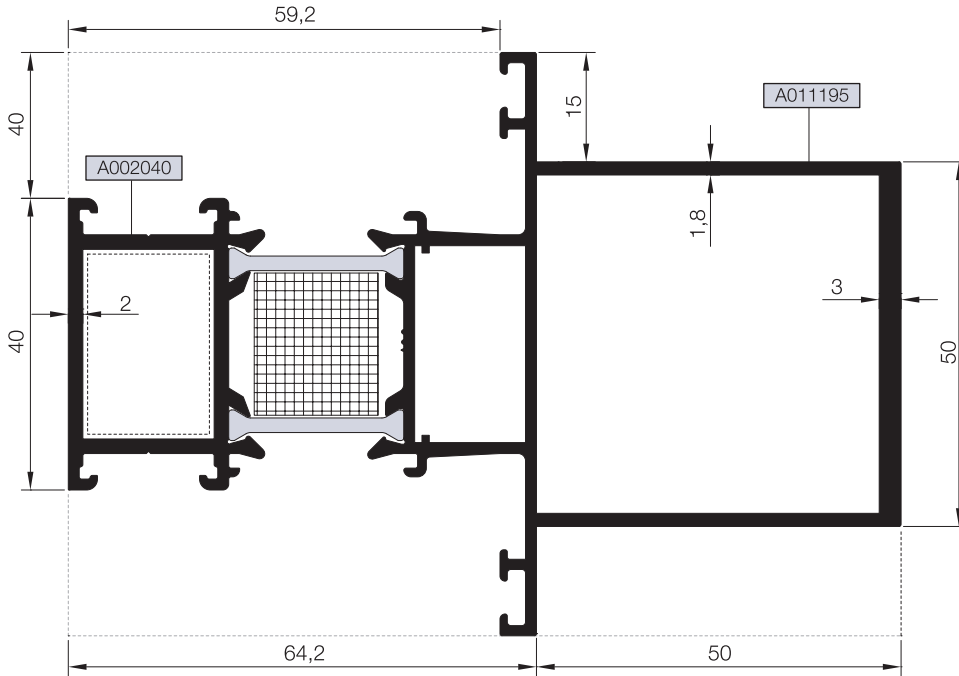
RWTP64



KOD / CODE	AĞIRLIK (kg/m) / WEIGHT	Jxx cm ⁴	Jyy cm ⁴	L m	
ATP64M05	2,457	117,888	24,140	6	
ATP64M18	2,519	92,687	29,330	6	

ATP64M05



ATP64 M 18



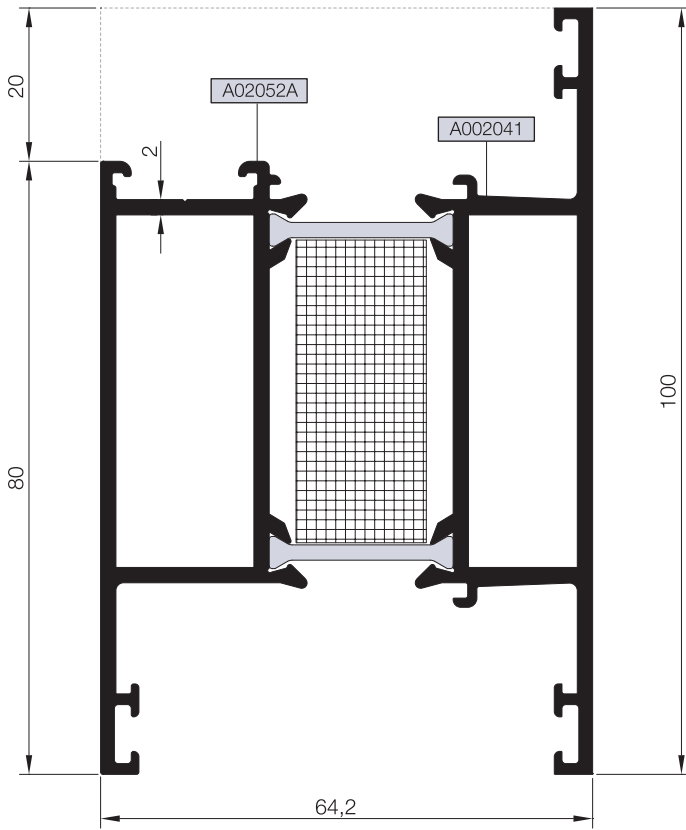
Nr		 L m	KESİM ÖLÇÜSÜ CUTTING SIZE	 AKS. KODU ACS. CODE
ATP64M05 (Kasa ve orta kayıt içinde kullanılırsa)	A002073	25 J 03 (A010566)	25,5 mm	135 J 03
	A002040	25 J 04 (A010567)	25,5 mm	135 J 04
ATP64M18 (Kasa ve orta kayıt içinde kullanılırsa)	A011195	25 J 03 (A010566)	25,5 mm	135 J 03
	A002040	25 J 04 (A010567)	25,5 mm	135 J 04

ETEK VE EŐİK PROFİLLERİ
KICK PLATE AND THRESHOLD PROFILES

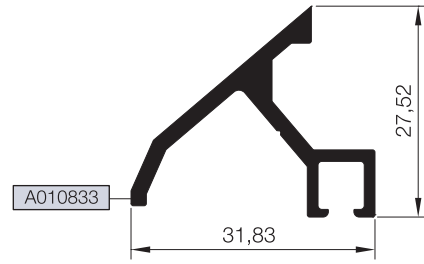
RWTP64

KOD / CODE	AĞIRLIK (kg/m) / WEIGHT	Jxx cm4	Jyy cm4	L m	
ATP64K01	2,357	36,462	50,167	6	
ATP64K04	1,085	---	---	6	
TP64 A 19	0,381	---	---	6	

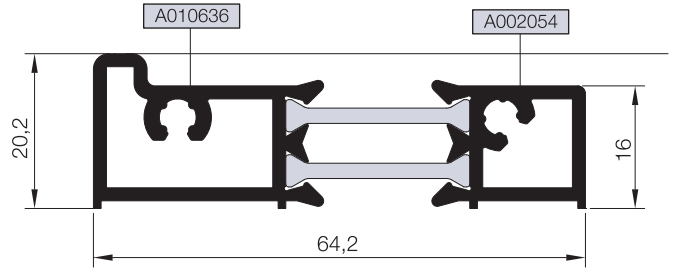
ATP64K01



TP64 A 19



ATP64K04



Nr		L m	KESİM ÖLÇÜSÜ CUTTING SIZE	AKS. KODU ACS. CODE
ATP64K01 (Kasa ve orta kayıt içinde kullanılırsa)	A002041	25 J 03 (A010566)	45,5 mm	136 J 03
	A02052A	25 J 04 (A010567)	45,5 mm	136 J 04
ATP64K01 (Dışa açılım kanatlar içinde kullanılırsa)	A002041	25 J 08 (A010653)	45,5 mm	136 J 08
	A02052A	25 J 04 (A010567)	45,5 mm	136 J 04
ATP64K01 İçe açılım kanatlar içinde kullanılırsa)	A002037	25 J 05 (A011007)	45,5 mm	136 J 05
	A02052A	25 J 04 (A010567)	45,5 mm	136 J 04

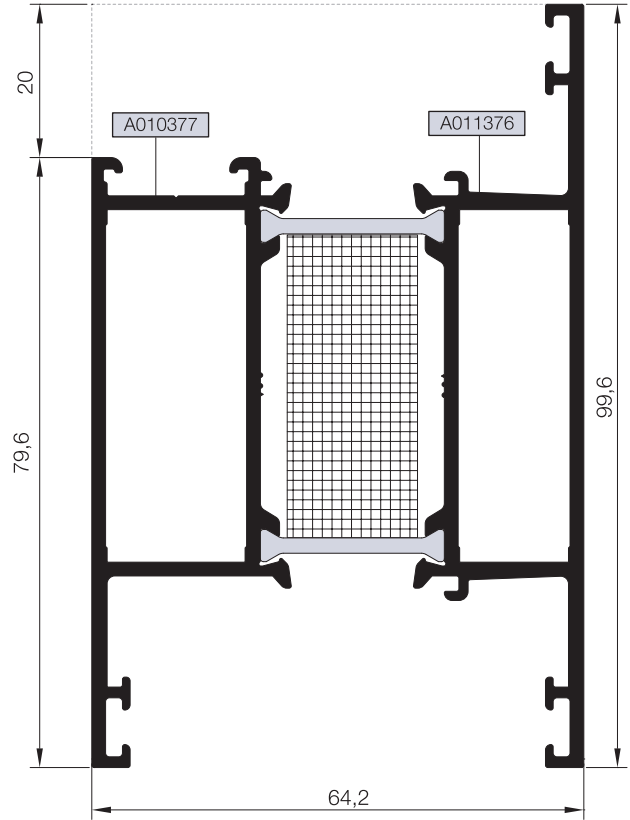
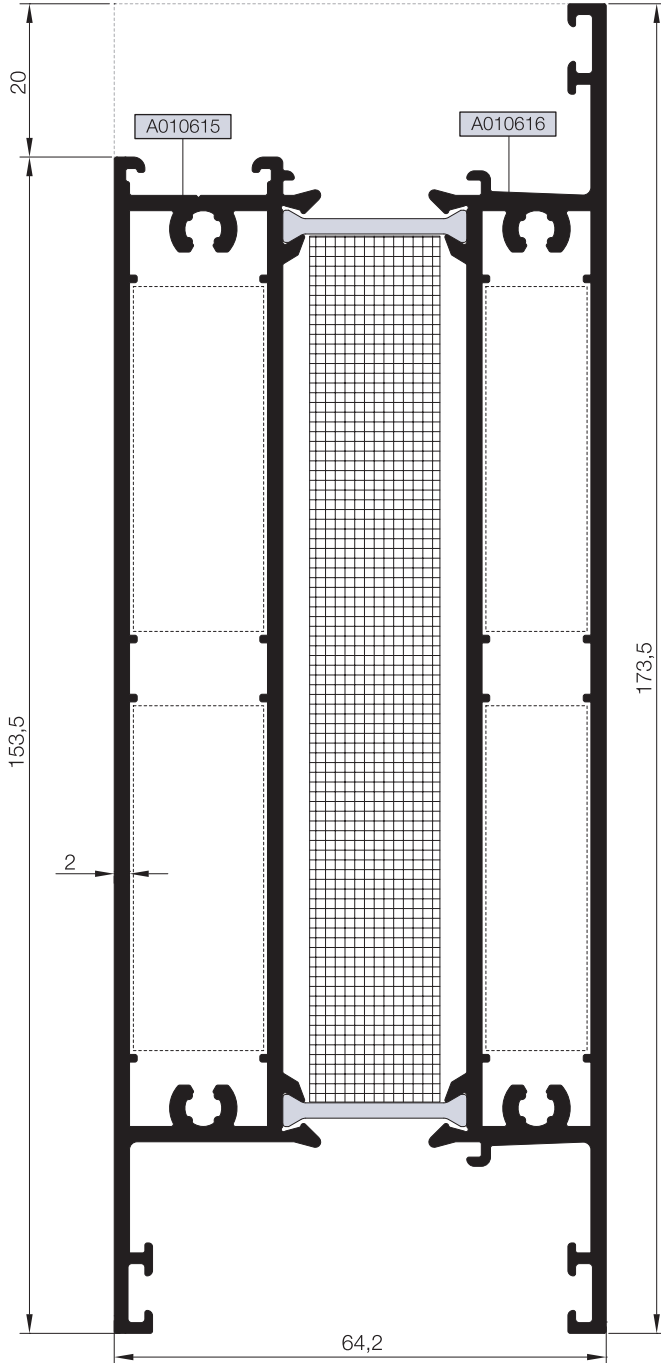
ETEK PROFİLLERİ KICK PLATE PROFILES

RWTP64

KOD / CODE	AĞIRLIK (kg/m) / WEIGHT	Jxx cm ⁴	Jyy cm ⁴	L m	
ATP64K05	4,303	6,588	351,835	6	
ATP64K06	2,240	34,421	47,998	6	

ATP64K05

ATP64K06

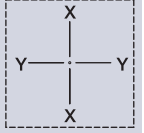


Nr		L m	KESİM ÖLÇÜSÜ CUTTING SIZE	AKS. KODU ACS. CODE
ATP64K05 (Kasa ve orta kayıt içinde kullanılır)	A010616	25 J 03 (A010566)	45,5 mm	136 J 03
	A010615	25 J 04 (A010567)	45,5 mm	136 J 04
ATP64K05 (Dışa açılım kanatlar içinde kullanılır)	A010616	25 J 08 (A010653)	45,5 mm	136 J 08
	A010615	25 J 04 (A010567)	45,5 mm	136 J 04
ATP64K05 (İçe açılım kanatlar içinde kullanılır)	A010616	25 J 05 (A011007)	45,5 mm	136 J 05
	A010615	25 J 04 (A010567)	45,5 mm	136 J 04
ATP64K06 (Kasa ve orta kayıt içinde kullanılır)	A011377	25 J 03 (A010566)	45,5 mm	136 J 03
	A011376	25 J 04 (A010567)	45,5 mm	136 J 04
ATP64K06 (Dışa açılım kanatlar içinde kullanılır)	A011377	25 J 08 (A010653)	45,5 mm	136 J 08
	A011376	25 J 04 (A010567)	45,5 mm	136 J 04
ATP64K06 (İçe açılım kanatlar içinde kullanılır)	A011377	25 J 05 (A011007)	45,5 mm	136 J 05
	A011376	25 J 04 (A010567)	45,5 mm	136 J 04

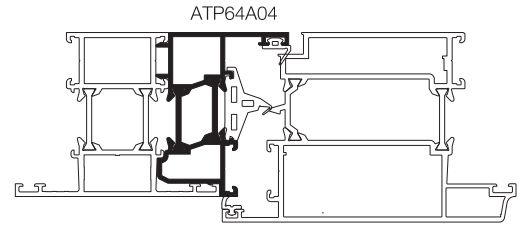
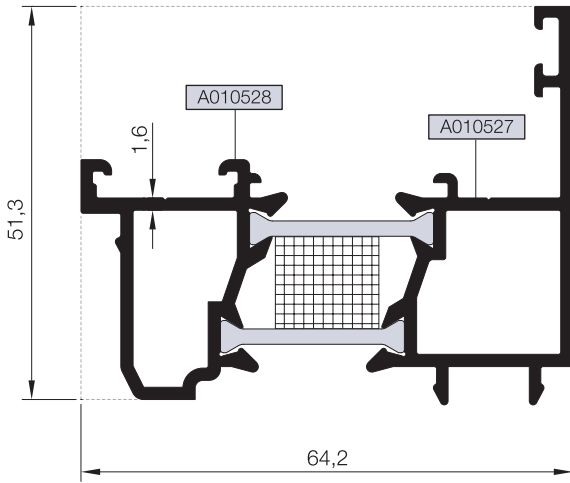
ADAPTÖR PROFİLLERİ
ADAPTER PROFILES

RWTP64

KOD / CODE	AĞIRLIK (kg/m) / WEIGHT	Jxx cm4	Jyy cm4	L m
ATP64A04	1,259	---	---	6
ATP64A05	1,373	---	---	6
ATP64A20	1,330	---	---	6

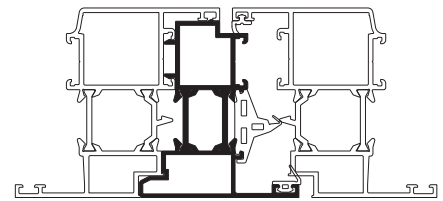
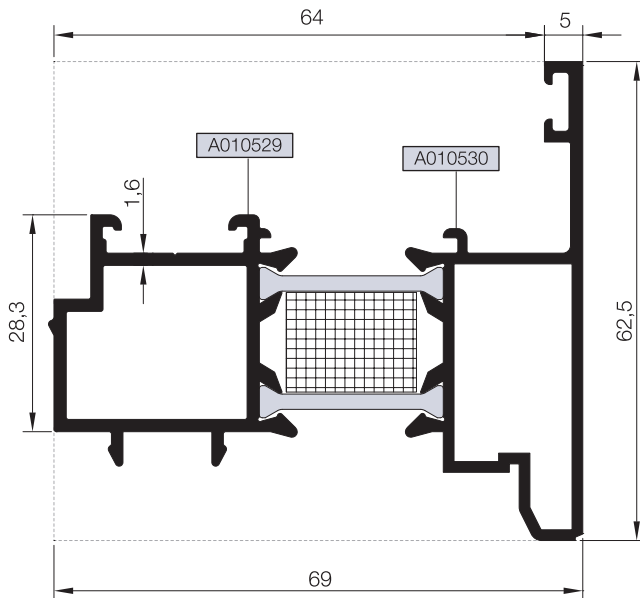


ATP64A04



Ölçek/Scale: 1/3

ATP64A05



ATP64A05

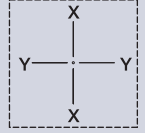
Ölçek/Scale: 1/3

ADAPTÖR VE TİJ PROFİLLERİ

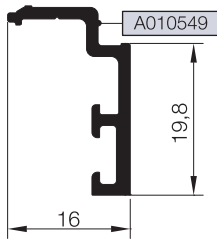
ADAPTER AND SLIDING ROD PROFILES

RWTP64

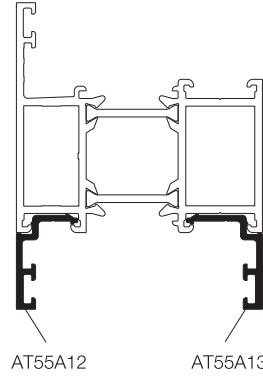
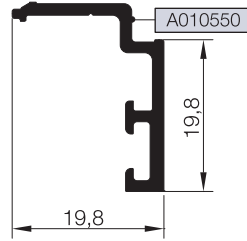
KOD / CODE	AĞIRLIK (kg/m) / WEIGHT	Jxx cm ⁴	Jyy cm ⁴	L m
T55 A 12	0,205	---	---	6
T55 A 13	0,220	---	---	6
25 P 01	0,185	---	---	6
25 I 04	0,153	---	---	6
25 I 07	0,143	---	---	6



T55 A 12



T55 A 13

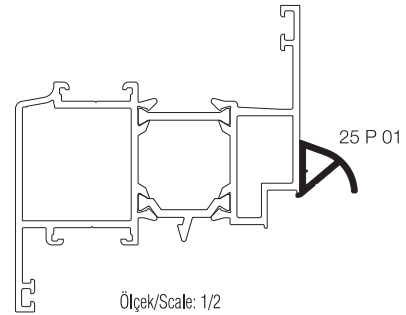
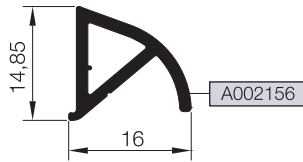


AT55A12

AT55A13

Ölçek/Scale: 1/2

25 P 01



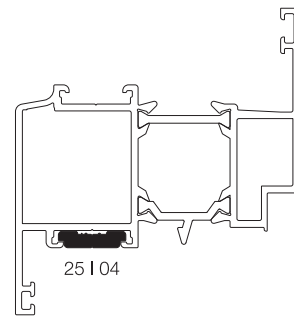
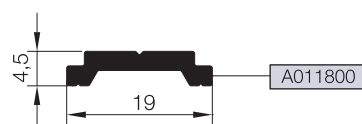
25 P 01

Ölçek/Scale: 1/2

25 I 04



25 I 07*

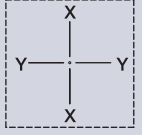


25 I 04

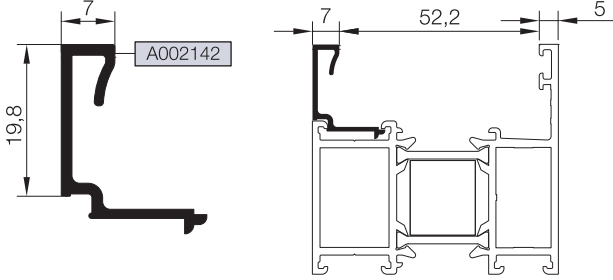
Ölçek/Scale: 1/2

*Giese kol ve kilitleme aksesuarları sadece 25 I 07 tij profili ile kullanılmalıdır.
Giese handle and locking accessories should be used with only 25 I 07 rod profile

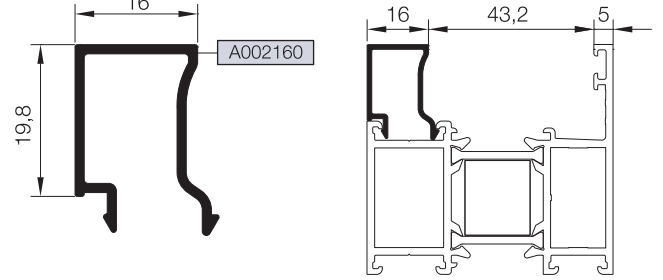
KOD / CODE	AĞIRLIK (kg/m) / WEIGHT	L m	KOD / CODE	AĞIRLIK (kg/m) / WEIGHT	L m
25 G 21	0,196	6	25 G 09	0,229	6
25 G 28	0,218	6	25 G 12	0,270	6
25 G 11	0,224	6	25 G 13	0,278	6
25 G 10	0,225	6	25 G 14	0,280	6



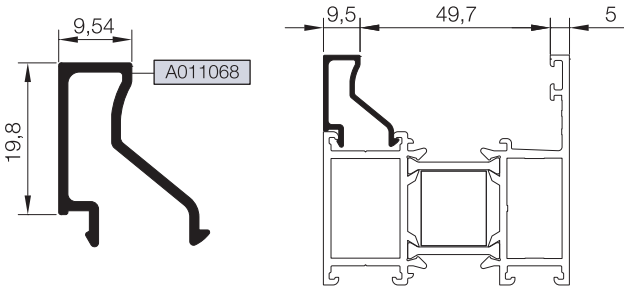
25 G 21



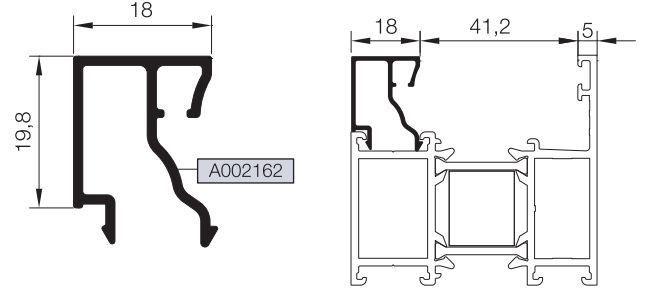
25 G 09



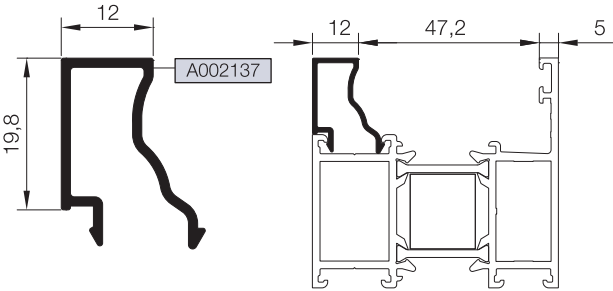
25 G 28



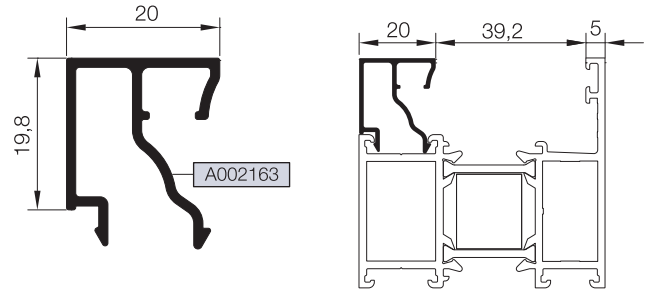
25 G 12



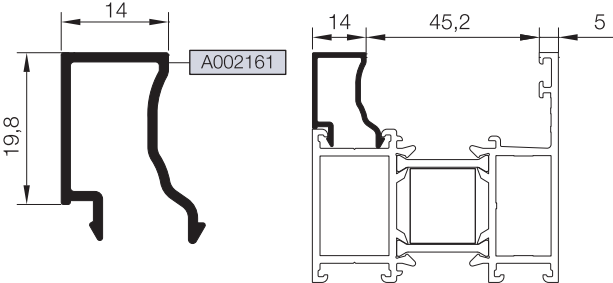
25 G 11



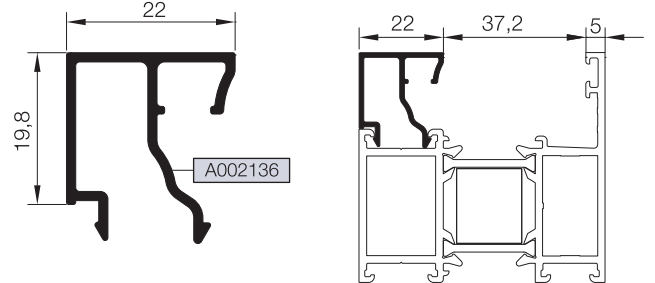
25 G 13



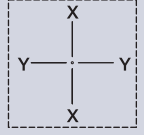
25 G 10



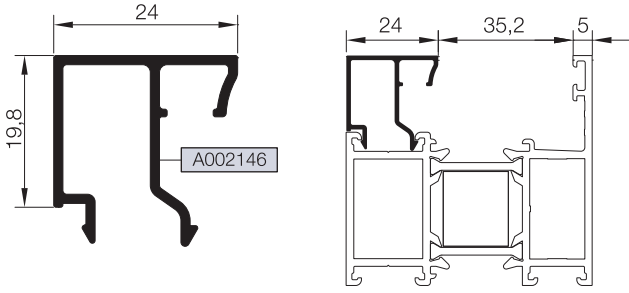
25 G 14



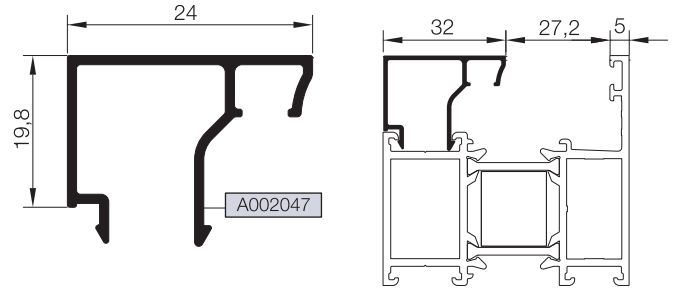
KOD / CODE	AĞIRLIK (kg/m) / WEIGHT	L m	KOD / CODE	AĞIRLIK (kg/m) / WEIGHT	L m
25 G 15	0,282	6	25 G 08	0,309	6
25 G 16	0,297	6	25 G 19	0,317	6
25 G 17	0,292	6	25 G 20	0,327	6
25 G 18	0,300	6	25 G 22	0,360	6



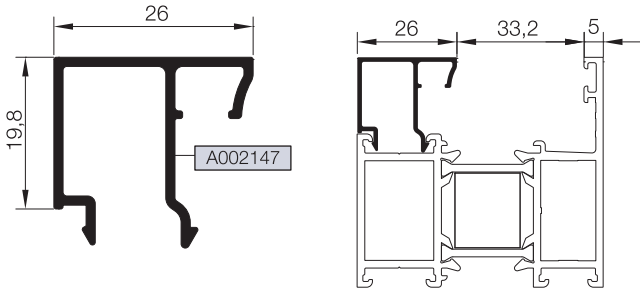
25 G 15



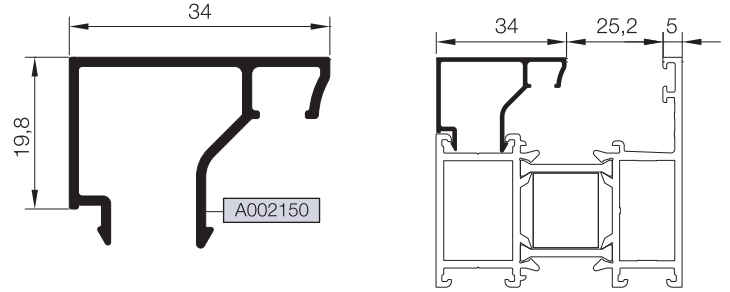
25 G 08



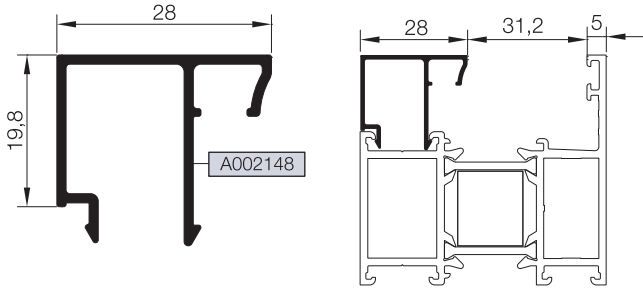
25 G 16



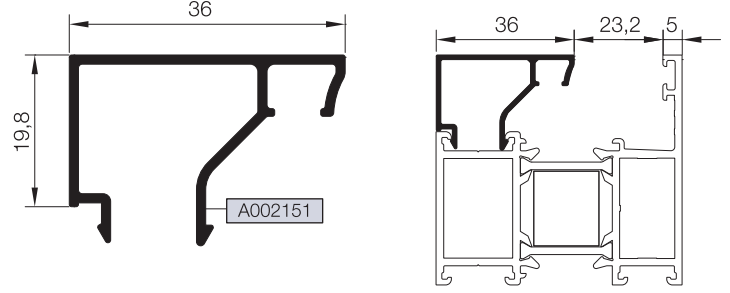
25 G 19



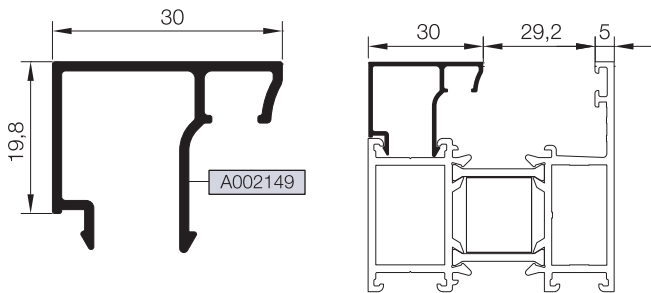
25 G 17



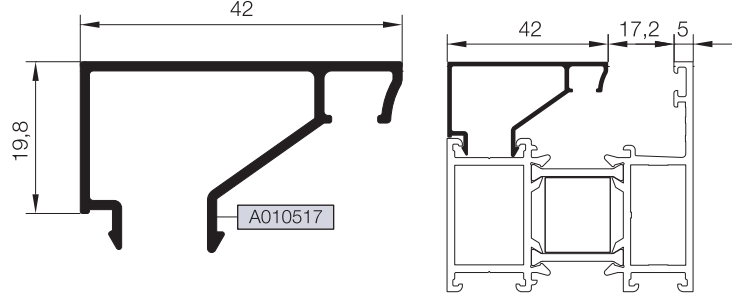
25 G 20



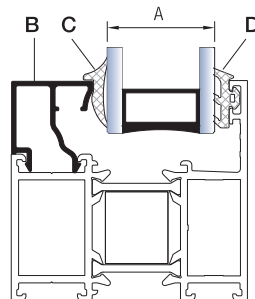
25 G 18



25 G 22



B CAM ÇİTASI GLAZING BEAD	C İÇ CAM FİTİLİ GLAZING GASKET	A CAM KALINLIĞI GLASS THICKNESS	D DIŞ CAM FİTİLİ GLAZING GASKET
25 G 22	01.17.04	9 mm	01.11.15
25 G 20	01.17.05	14 mm	01.11.15
25 G 20	01.17.04	15 mm	01.11.15
25 G 19	01.17.05	16 mm	01.11.15
25 G 19	01.17.04	17 mm	01.11.15
25 G 08	01.17.05	18 mm	01.11.15
25 G 08	01.17.04	19 mm	01.11.15
25 G 18	01.17.05	20 mm	01.11.15
25 G 18	01.17.04	21 mm	01.11.15
25 G 17	01.17.05	22 mm	01.11.15
25 G 17	01.17.04	23 mm	01.11.15
25 G 16	01.17.05	24 mm	01.11.15
25 G 16	01.17.04	25 mm	01.11.15
25 G 15	01.17.05	26 mm	01.11.15
25 G 15	01.17.04	27 mm	01.11.15
25 G 14	01.17.05	28 mm	01.11.15
25 G 14	01.17.04	29 mm	01.11.15
25 G 13	01.17.05	30 mm	01.11.15
25 G 13	01.17.04	31 mm	01.11.15
25 G 12	01.17.05	32 mm	01.11.15
25 G 12	01.17.04	33 mm	01.11.15
25 G 09	01.17.05	34 mm	01.11.15
25 G 09	01.17.04	35 mm	01.11.15
25 G 10	01.17.05	36 mm	01.11.15
25 G 10	01.17.04	37 mm	01.11.15
25 G 11	01.17.05	38 mm	01.11.15
25 G 11	01.17.04	39 mm	01.11.15
25 G 11	01.17.03	40 mm	01.11.15
25 G 28	01.17.05	41 mm	01.11.15
25 G 28	01.17.04	42 mm	01.11.15
25 G 21	01.17.05	43 mm	01.11.15
25 G 21	01.17.04	44 mm	01.11.15



RWTP64

TAKOZLAR (CLEATS)

PROFİL KODU (PROFILE CODE)	25 L 16	25 L 25	25 L 26	25 L 29
FABRİKA KODU (FACTORY CODE)	A002061	A010539	A010540	A010543
AĞIRLIK (WEIGHT)	3,554 kg/m	8,384 kg/m	4,870 kg/m	3,582 kg/m
ÇİZİM (DRAWING)				

PROFİL KODU (PROFILE CODE)	25 L 30	25 L 31	25 L 32	
FABRİKA KODU (FACTORY CODE)	A010544	A010545	A002430	
AĞIRLIK (WEIGHT)	13,748 kg/m	10,169 kg/m	3,702 kg/m	
ÇİZİM (DRAWING)				

PROFİL KODU (PROFILE CODE)	25 J 03	25 J 04	25 J 05	25 J 08
FABRİKA KODU (FACTORY CODE)	A010566	A010567	A011007	A010653
AĞIRLIK (WEIGHT)	0,664 kg/m	0,797 kg/m	0,723 kg/m	0,847 kg/m
ÇİZİM (DRAWING)				


KÖŞE TAKOZLARI (CORNER CLEATS)

Nr	L m	KESİM ÖLÇÜSÜ CUTTING SIZE	AKS. KODU ACS. CODE	
ATP64F02	A002040	25 L 16 (A002061)	17,7 mm	120 L 16
	A010552	25 L 16 (A002061)	13,9 mm	119 L 16
ATP64F03	A02042A	25 L 26 (A010540)	17,7 mm	120 L 26
	A010553	25 L 26 (A010540)	13,9 mm	119 L 26
ATP64F04	A010522	25 L 25 (A010539)	27,7 mm	108 L 25
	A010521	25 L 30 (A010544)	5,7 mm	129 L 30
ATP64F05	A010518	25 L 32 (A002430)	28,1 mm	126 L 32
	A010519	25 L 29 (A010543)	6,1 mm	127 L 29


Nr	L m	KESİM ÖLÇÜSÜ CUTTING SIZE	AKS. KODU ACS. CODE	
ATP64V06	A010523	25 L 31 (A010545)	23,9 mm	130 L 31
	A010524	25 L 31 (A010545)	5,7 mm	129 L 31
ATP64M02	A002039	25 L 16 (A002061)	13,9 mm	119 L 16
	A002040	25 L 16 (A002061)	17,7 mm	120 L 16
ATP64M03	A02041A	25 L 26 (A010540)	13,9 mm	119 L 26
	A02042A	25 L 26 (A010540)	17,7 mm	120 L 26

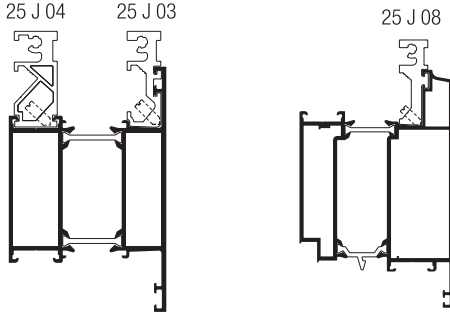
ORTA KAYIT BAĞLANTI (MULLION CONNECTION PIECE)

Kasa ve Orta Kayıt içinde kullanılırsa (Use in frame and mullion)


Nr	 L m	KESİM ÖLÇÜSÜ CUTTING SIZE	AKS. KODU ACS. CODE
ATP64M02	A002039 25 J 03 (A010566)	25,5 mm	135 J 03
	A002040 25 J 04 (A010567)	25,5 mm	135 J 04
ATP64M03	A02041A 25 J 03 (A010566)	45,5 mm	136 J 03
	A02042A 25 J 04 (A010567)	45,5 mm	136 J 04
ATP64M05	A002073 25 J 03 (A010566)	25,5 mm	135 J 03
	A002040 25 J 04 (A010567)	25,5 mm	135 J 04
ATP64M18	A011195 25 J 03 (A010566)	25,5 mm	135 J 03
	A002040 25 J 04 (A010567)	25,5 mm	135 J 04
ATP64K01	A02041A 25 J 03 (A010566)	45,5 mm	136 J 03
	A02052A 25 J 04 (A010567)	45,5 mm	136 J 04
ATP64K05	A010616 25 J 03 (A010566)	45,5 mm	136 J 03
	A010615 25 J 04 (A010567)	45,5 mm	136 J 04
ATP64K06	A011376 25 J 03 (A010566)	45,5 mm	136 J 03
	A011377 25 J 04 (A010567)	45,5 mm	136 J 04

Kanat profili içinde kullanılırsa (Use in Vent Profile)

Nr	 L m	KESİM ÖLÇÜSÜ CUTTING SIZE	AKS. KODU ACS. CODE
ATP64M02	A002039 25 J 05 (A011007)	25,5 mm	135 J 05
	A002040 25 J 04 (A010567)	25,5 mm	135 J 04
ATP64M03	A02041A 25 J 05 (A011007)	45,5 mm	136 J 05
	A02042A 25 J 04 (A010567)	45,5 mm	136 J 04
ATP64K01	A002037 25 J 05 (A011007)	45,5 mm	136 J 05
	A002052 25 J 04 (A010567)	45,5 mm	136 J 04
ATP64K05	A010616 25 J 05 (A011007)	45,5 mm	136 J 05
	A010615 25 J 04 (A010567)	45,5 mm	136 J 04
ATP64K06	A011376 25 J 05 (A011007)	45,5 mm	136 J 05
	A011377 25 J 04 (A010567)	45,5 mm	136 J 04



Dışa açılım kanat profili içinde kullanılırsa (Use in Outside Vent Profile)

Nr	 L m	KESİM ÖLÇÜSÜ CUTTING SIZE	AKS. KODU ACS. CODE
ATP64M02	A002039 25 J 08 (A010653)	25,5 mm	135 J 08
	A002040 25 J 04 (A010567)	25,5 mm	135 J 04
ATP64M03	A02041A 25 J 08 (A010653)	45,5 mm	136 J 08
	A02042A 25 J 04 (A010567)	45,5 mm	136 J 04
ATP64K01	A02041A 25 J 08 (A010653)	45,5 mm	136 J 08
	A002052 25 J 04 (A010567)	45,5 mm	136 J 04
ATP64K05	A010616 25 J 08 (A010653)	45,5 mm	136 J 08
	A010615 25 J 04 (A010567)	45,5 mm	136 J 04
ATP64K06	A011376 25 J 08 (A010653)	45,5 mm	136 J 08
	A011377 25 J 04 (A010567)	45,5 mm	136 J 04

STOKTA BULUNAN SİSTEM PROFİLLERİNİN LİSTESİ (LIST OF SYSTEM PROFILES IN STOCK)

Nr	MIN. SİPARİŞ MİKTARI MIN. ORDER QUANTITY
ATP64F02	A002040 75 kg
	A010552 75 kg
ATP64V04	A010522 75 kg
	A010521 75 kg
ATP64V05	A010518 75 kg
	A010519 75 kg
ATP64V06	A010524 75 kg
	A010523 75 kg
ATP64M02	A002040 75 kg
	A002039 75 kg
ATP64A05	A010529 75 kg
	A010530 75 kg

* STOKTA BULUNMAYAN TÜM PROFİLLER İÇİN MİNİMUM SİPARİŞ MİKTARI 300'KG'DİR.
MINIMUM ORDER QUANTITY FOR ALL THE PROFILES THAT ARE NOT IN STOCK IS 300 KG.

MİMARİ KATALOG

ARCHITECTURAL CATALOGUE

Alüminyum Kapı Pencere ve Giydirme Cephe Sistemleri
Aluminium Window Doors and Facade Systems



Rescara Sistem Detayları
Rescara System Details

RWTP64

DETAYLAR

DETAILS

01

02

03

04

05

06

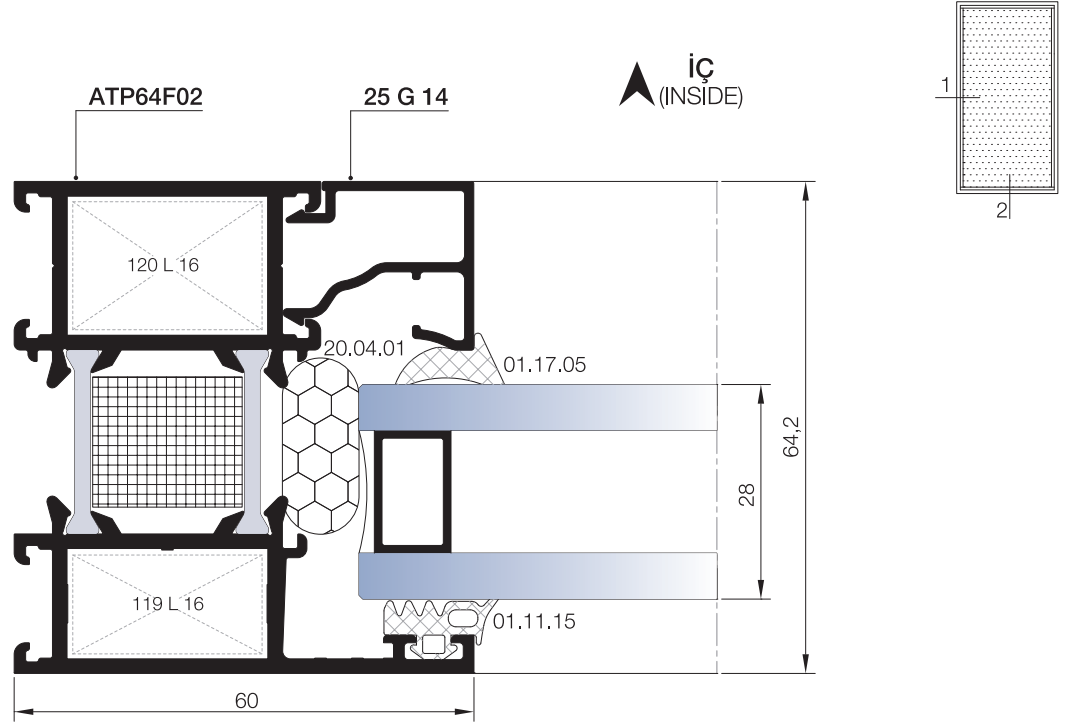
07

08

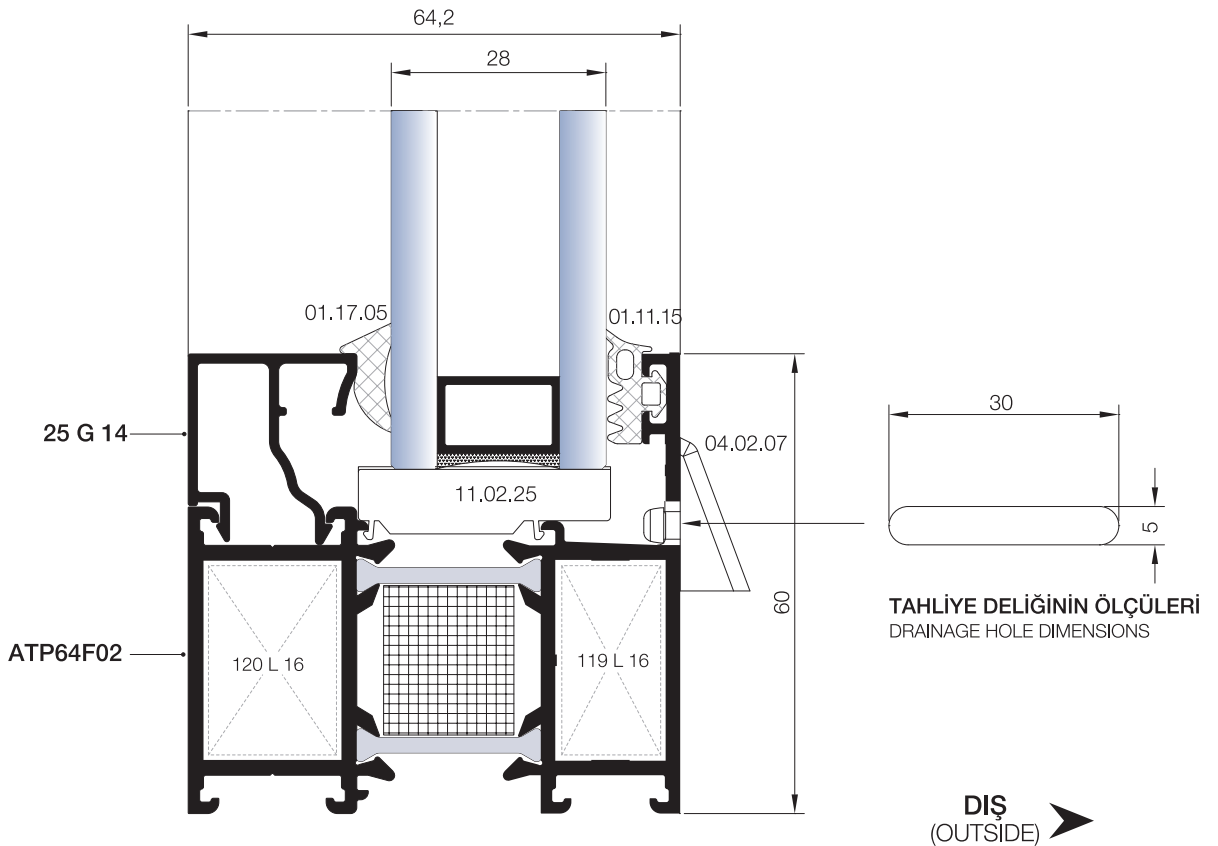
09

10

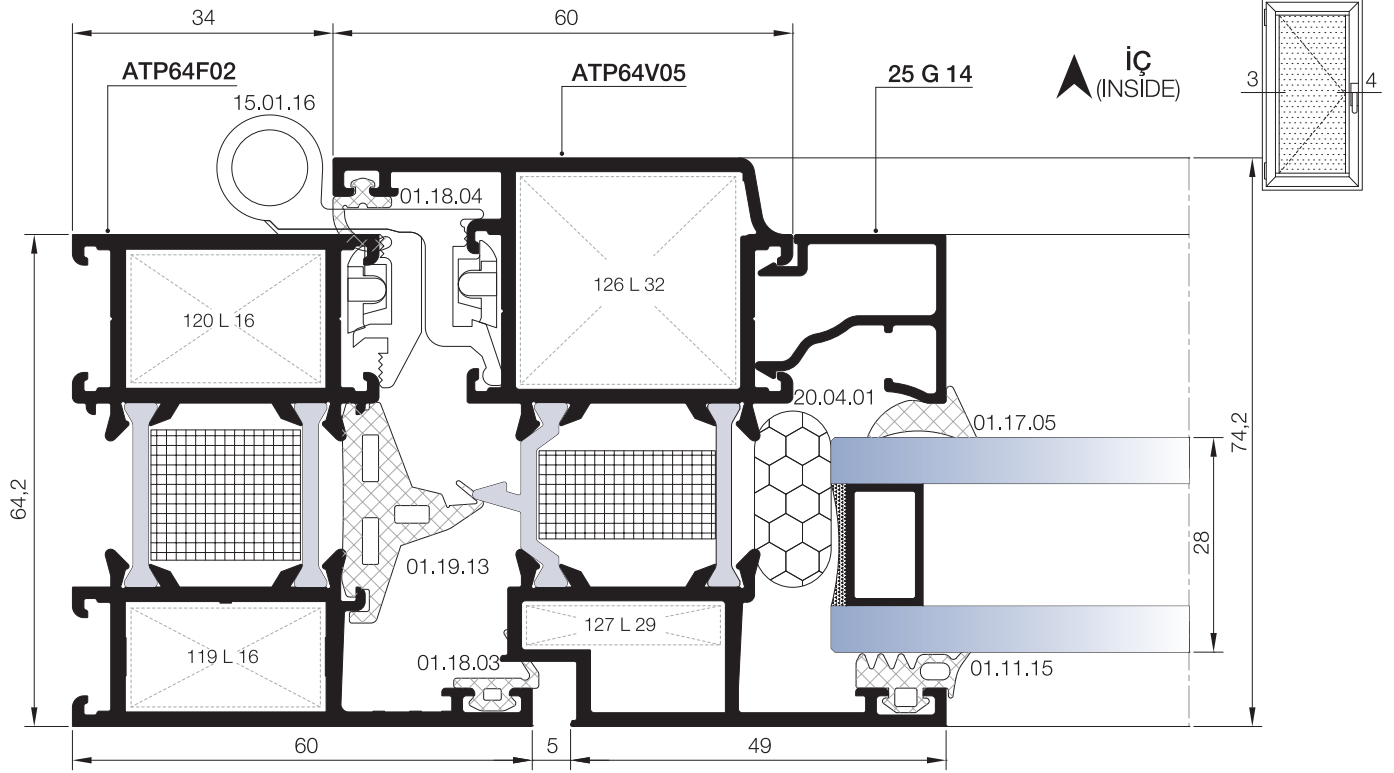
- 01
- 02
- 03
- 04
- 05
- 06
- 07
- 08
- 09
- 10



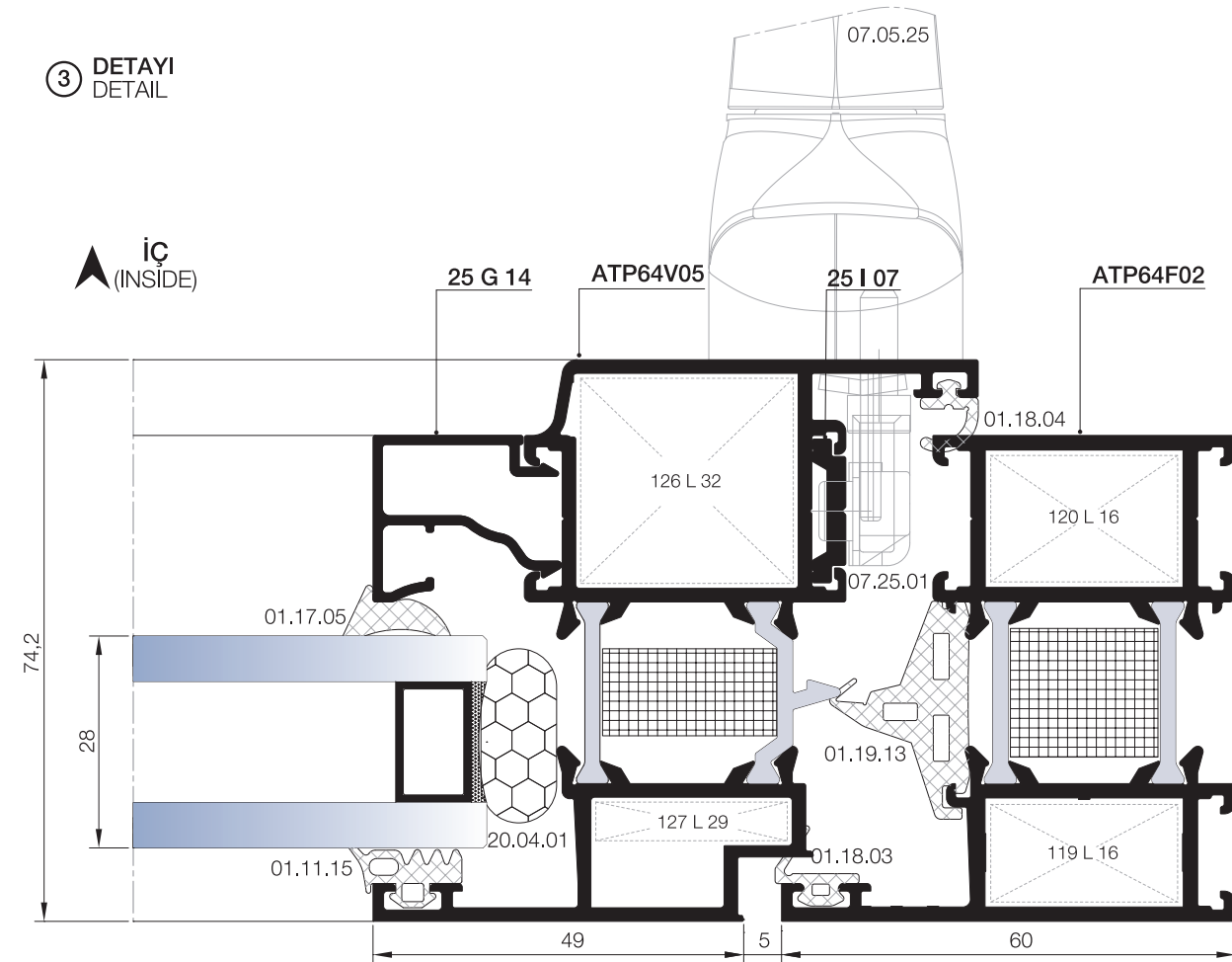
① DETAYI
DETAIL



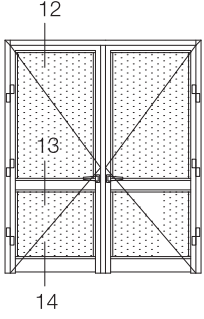
② DETAYI
DETAIL



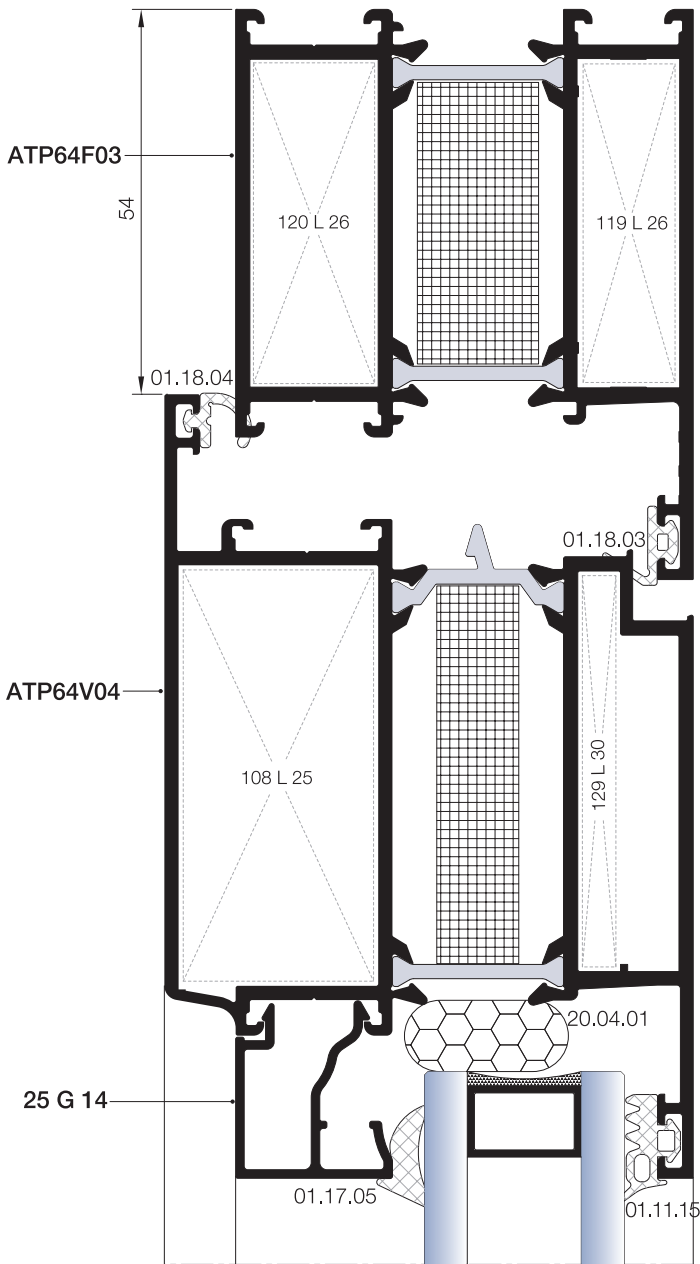
③ DETAYI
DETAIL



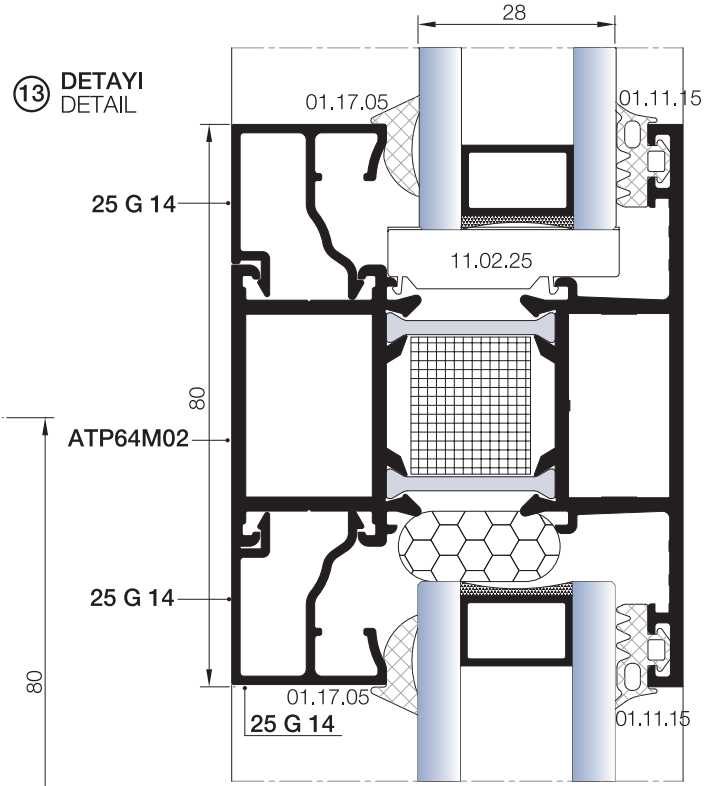
④ DETAYI
DETAIL



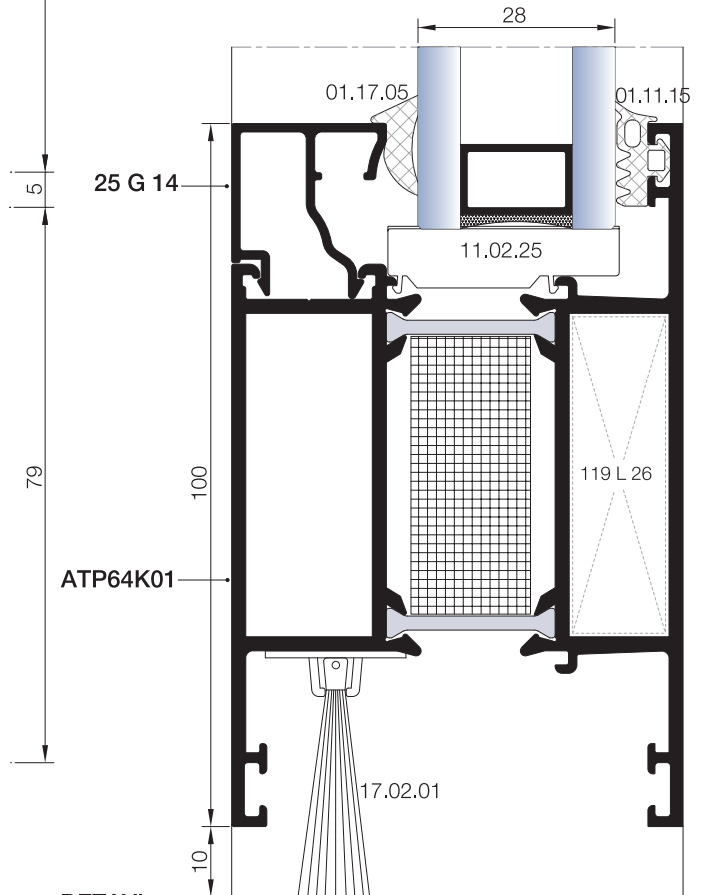
İÇE AÇILIM BİNİLİ KAPI DETAYLARI
INWARD OPENING DOOR DETAILS



12 DETAYI
DETAIL



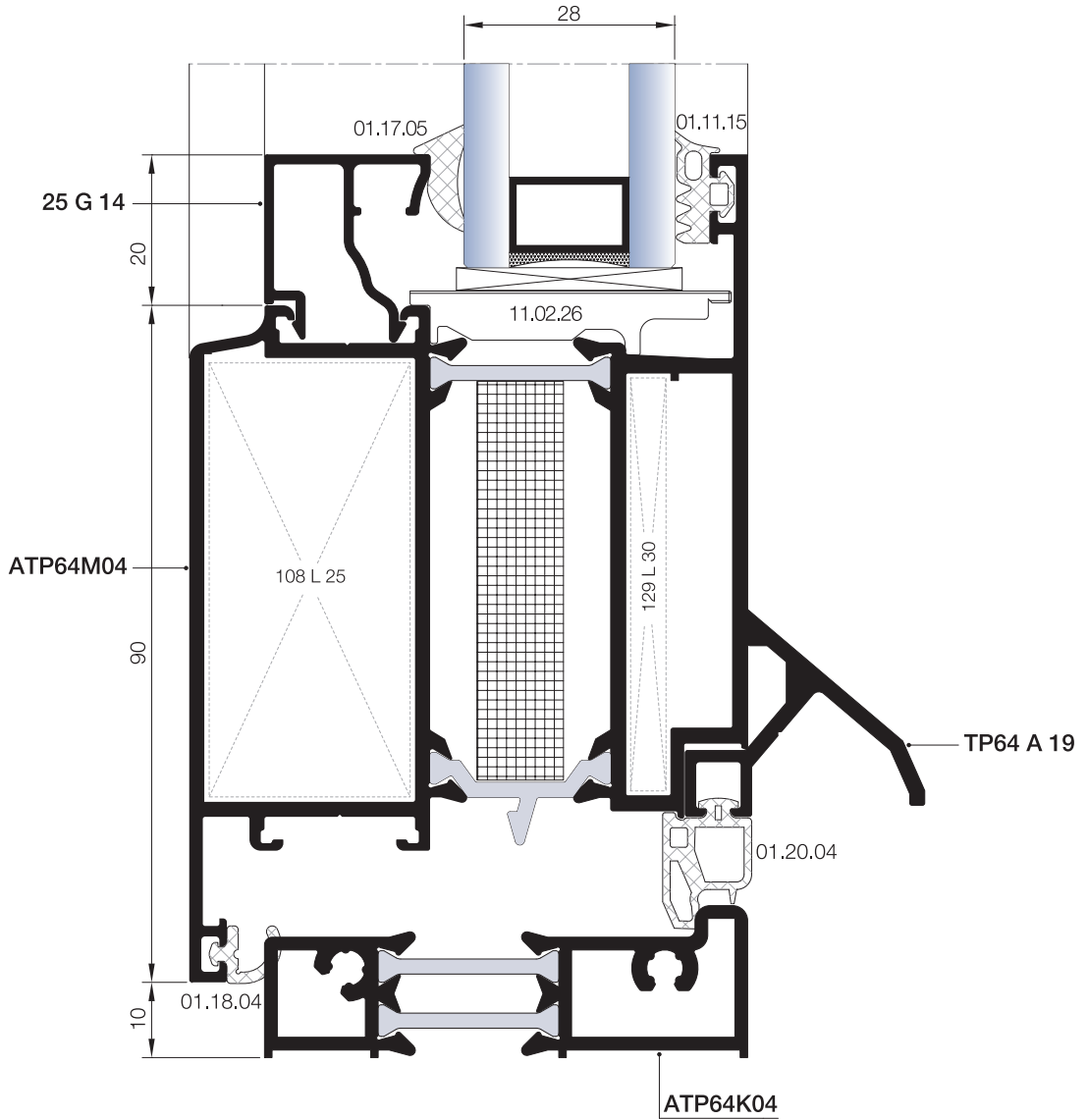
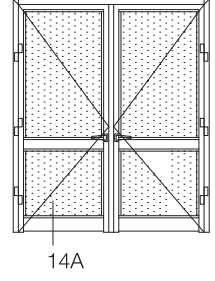
13 DETAYI
DETAIL



14 DETAYI
DETAIL

DIŞ
(OUTSIDE) ➔

İÇE AÇILIM BİNİLİ KAPI DETAYLARI
INWARD OPENING DOOR DETAILS



14A DETAYI
DETAIL

DIŞ
(OUTSIDE) ➔

01

02

03

04

05

06

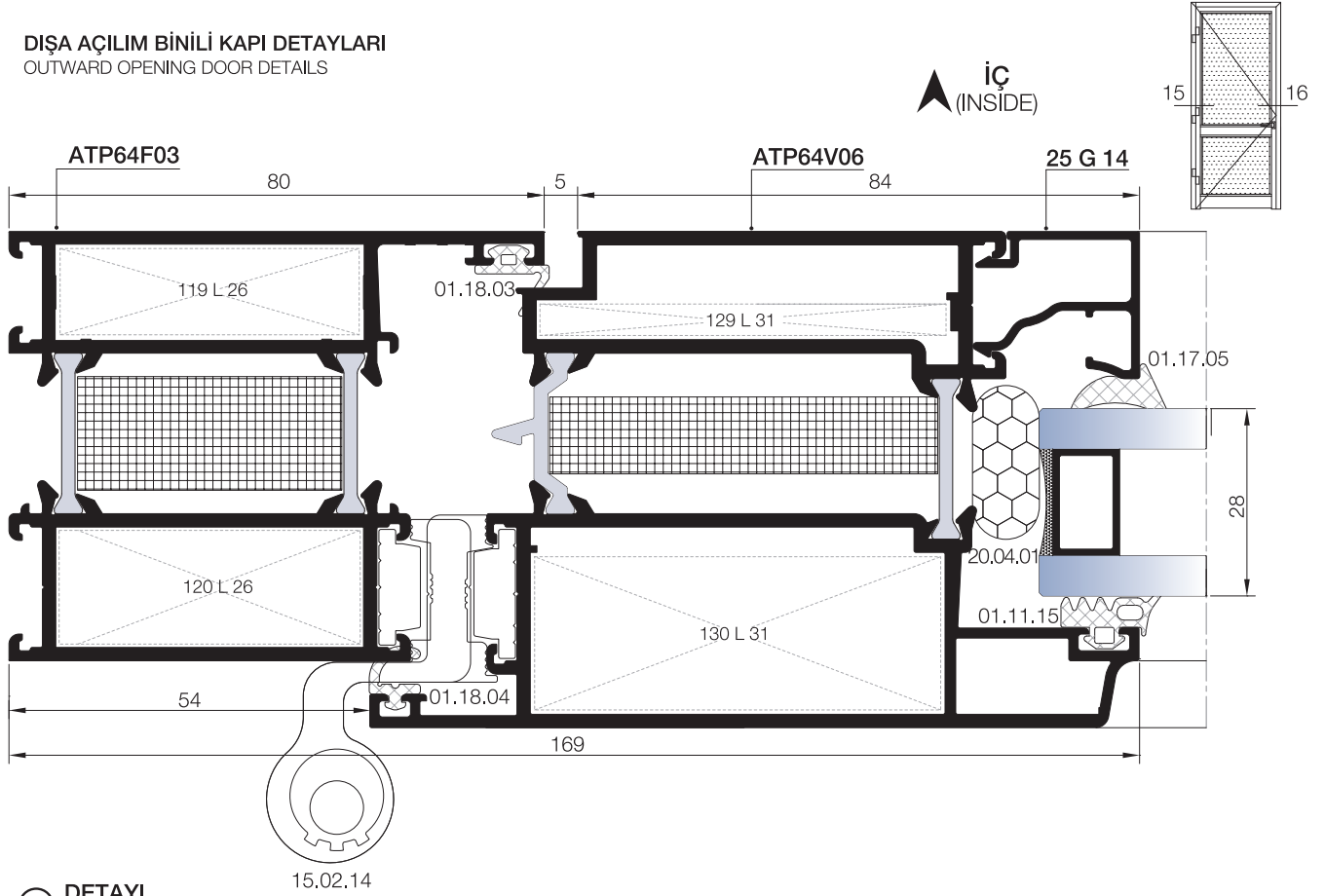
07

08

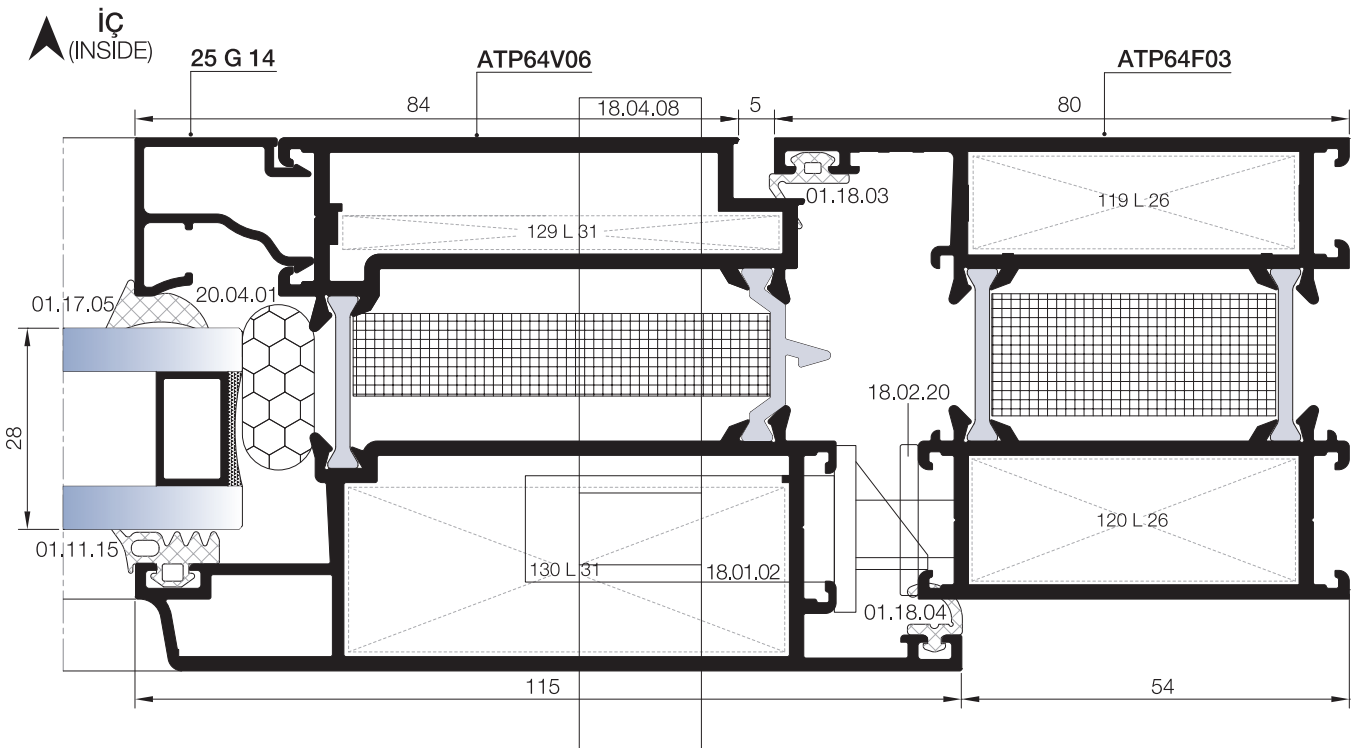
09

10

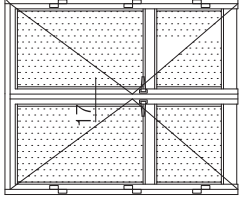
DIŐA AÇILIM BİNİLİ KAPI DETAYLARI
OUTWARD OPENING DOOR DETAILS



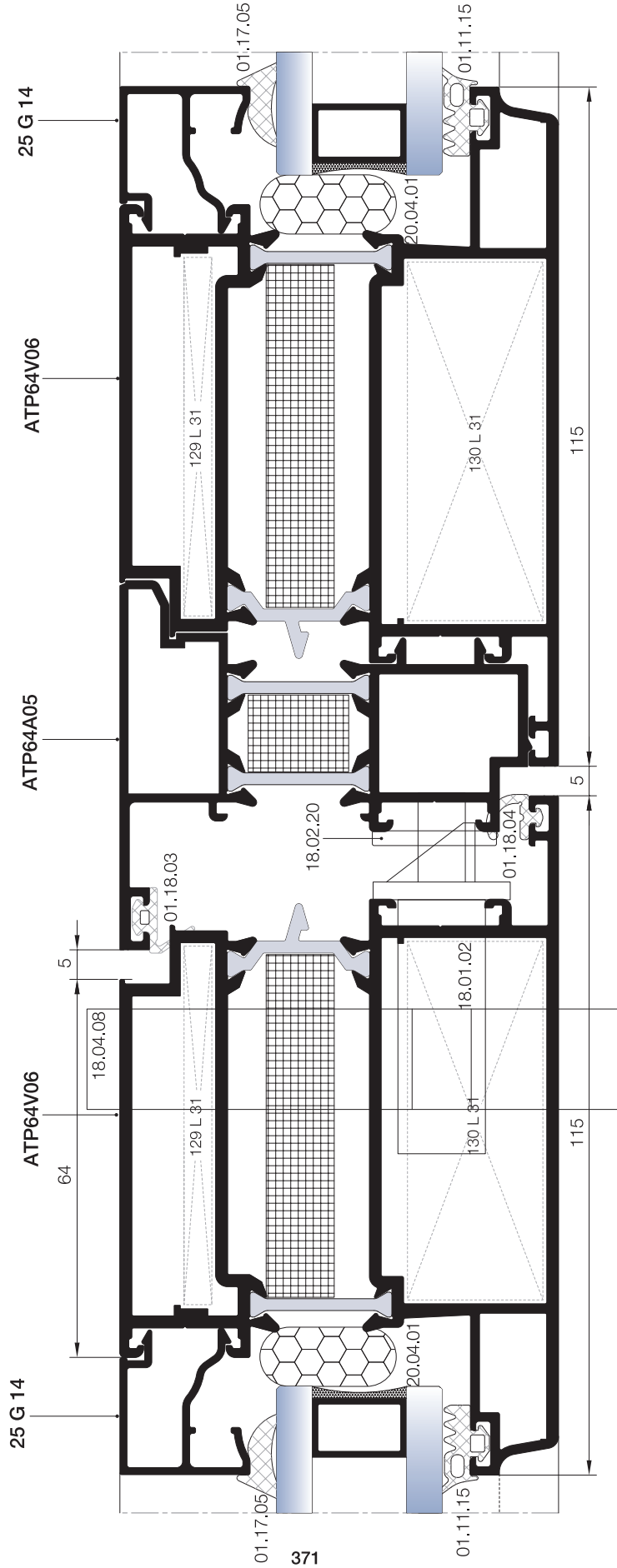
15 DETAYI
DETAIL



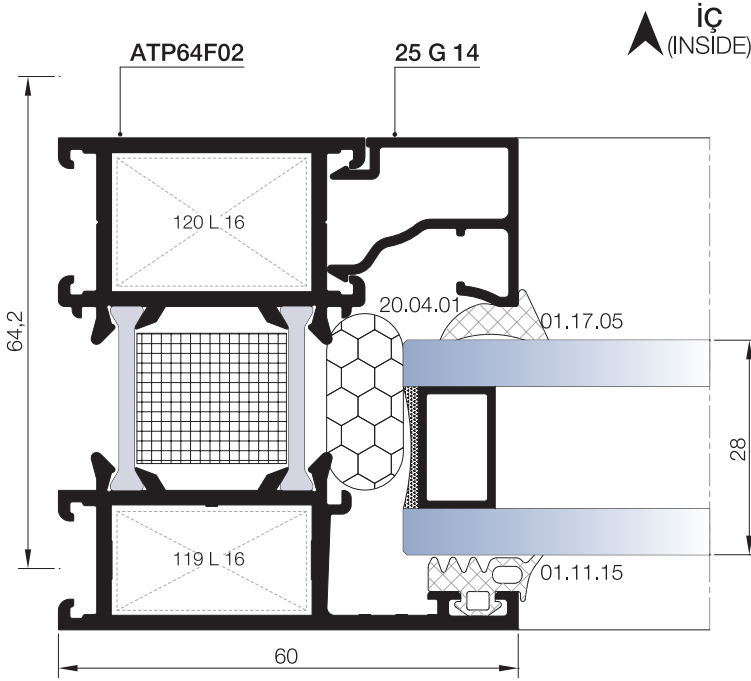
16 DETAYI
DETAIL



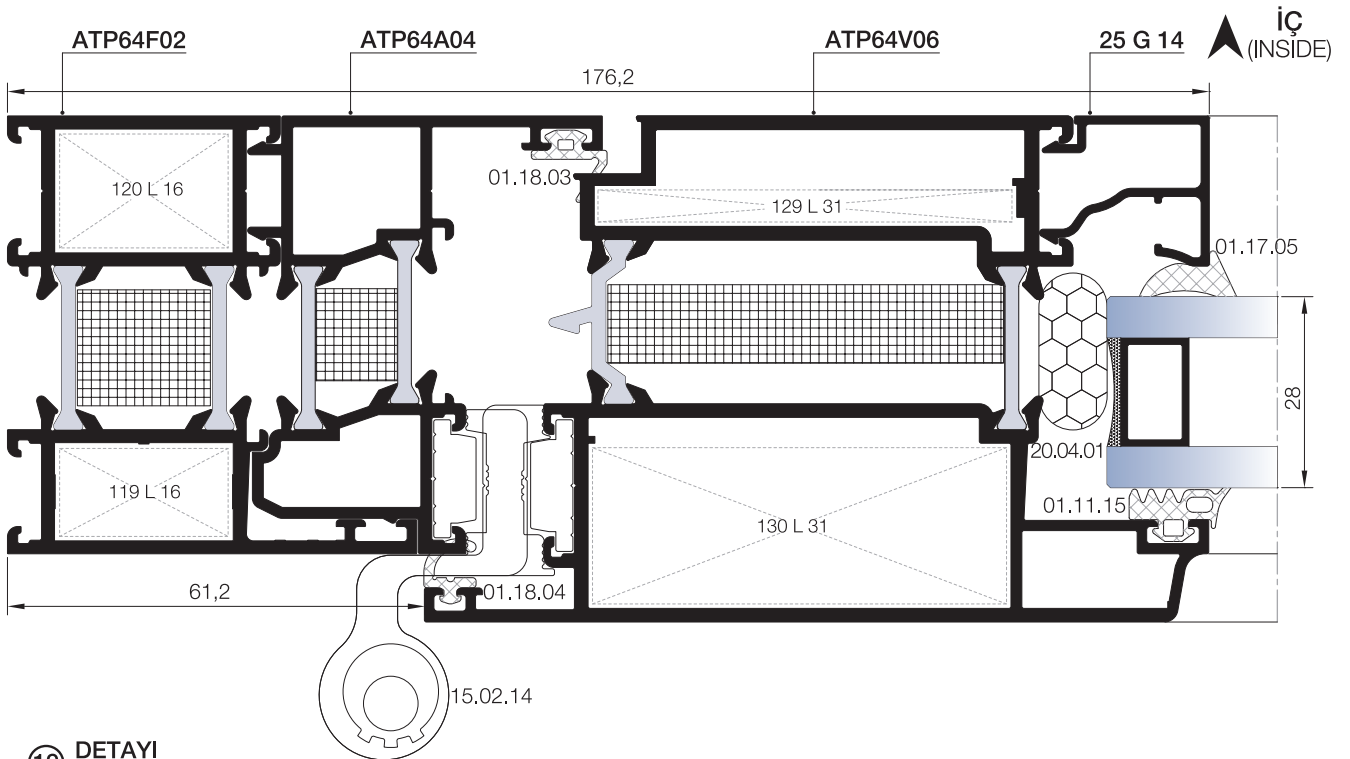
DIŐA AÇILIM BİNİLİ KAPI DETAYLARI
OUTWARD OPENING DOOR DETAILS



DIŐA AÇILIM ADAPTÖRLÜ KAPI DETAYLARI
OUTWARD OPENING DOOR DETAILS

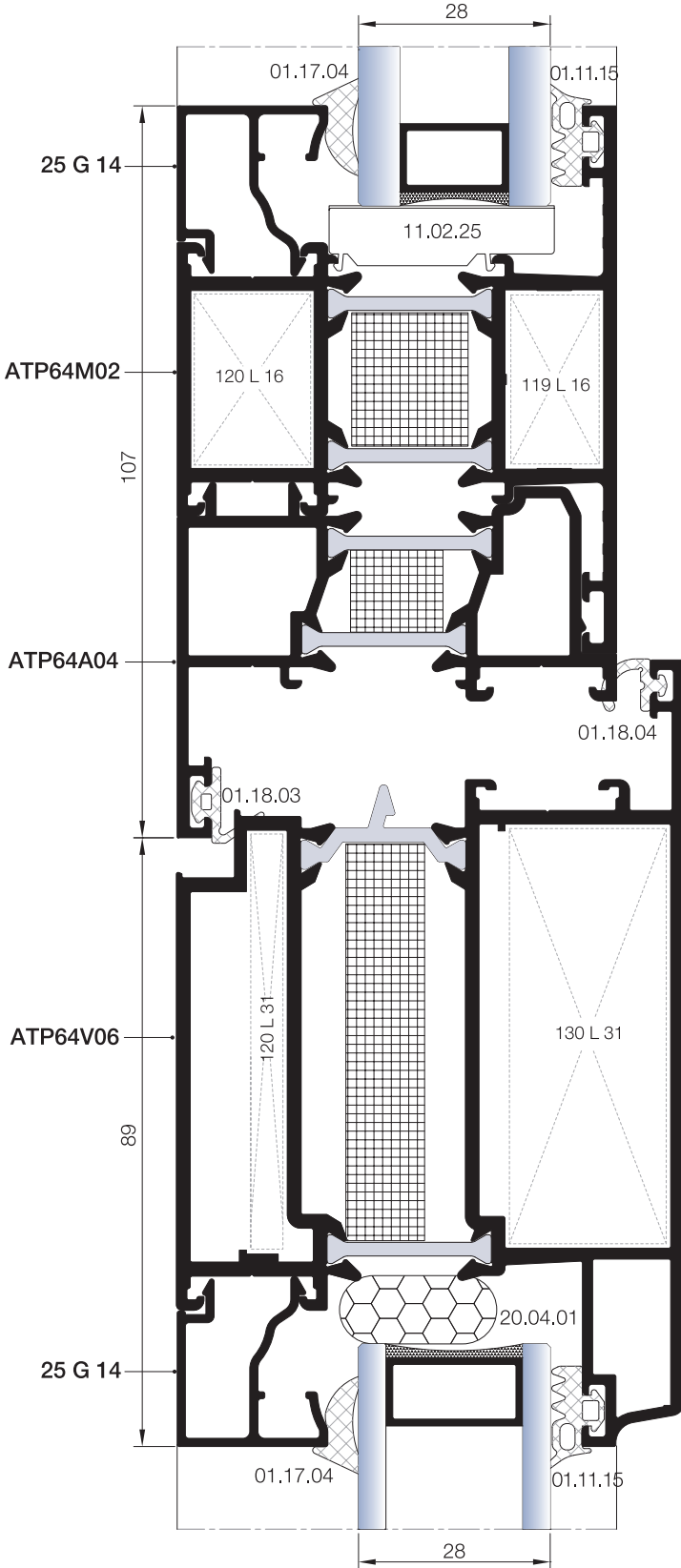


18 DETAYI
DETAIL

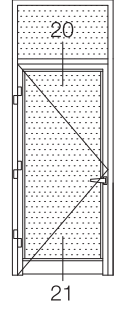


19 DETAYI
DETAIL

DIŞA AÇILIM ADAPTÖRLÜ KAPI DETAYLARI
OUTWARD OPENING DOOR DETAILS



20 DETAYI
DETAIL



01

02

03

04

05

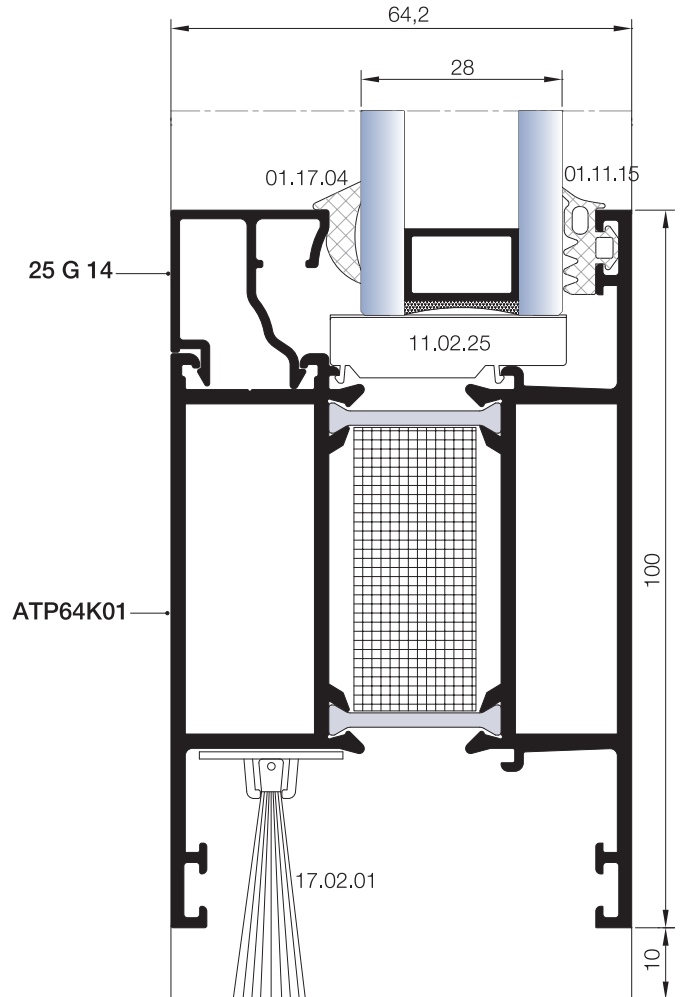
06

07

08

09

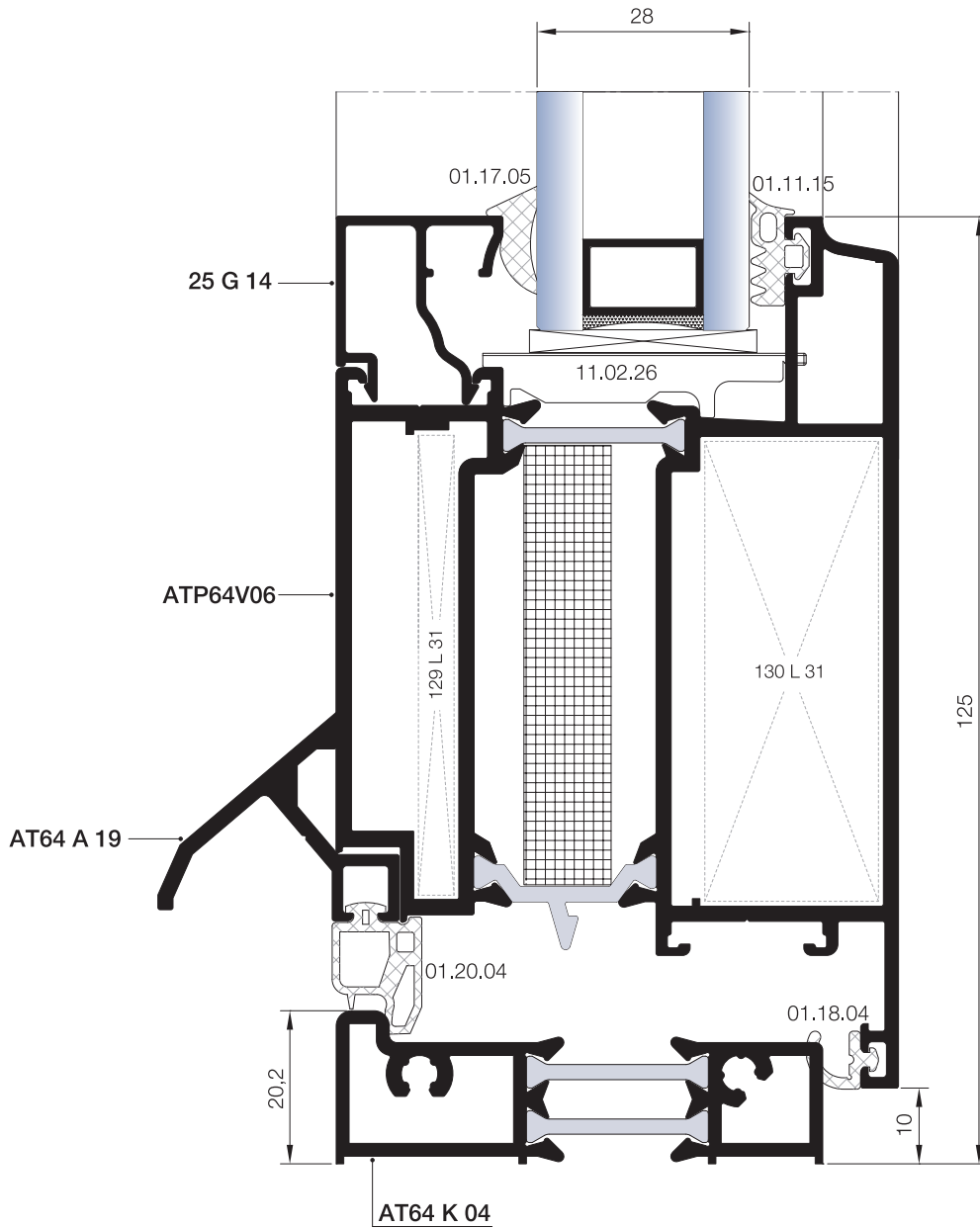
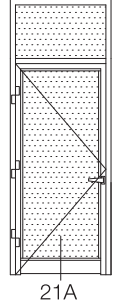
10



21 DETAYI
DETAIL

DIŞ
(OUTSIDE) ➔

DIŐA AÇILIM ADAPTÖRLÜ KAPI DETAYLARI
OUTWARD OPENING DOOR DETAILS



MİMARİ KATALOG

ARCHITECTURAL CATALOGUE

Alüminyum Kapı Pencere ve Giydirme Cephe Sistemleri
Aluminium Window Doors and Facade Systems



Rescara Sistem Detayları
Rescara System Details

RWTP64

AKSESUARLAR

ACCESSORIES

01

02

03

04

05


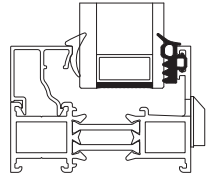

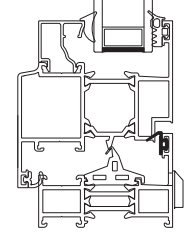

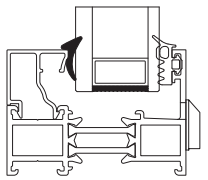

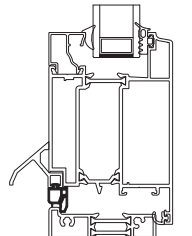

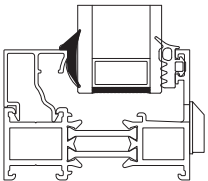
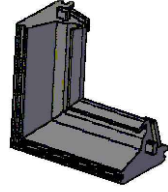
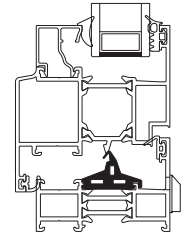

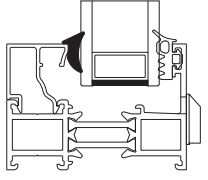

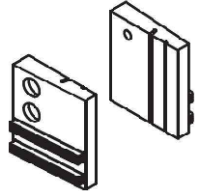

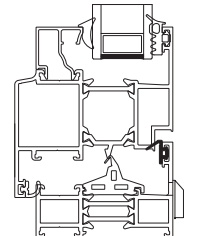
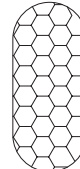
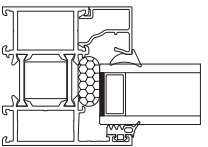

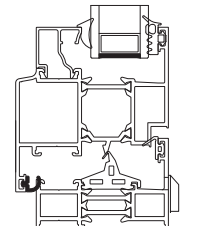

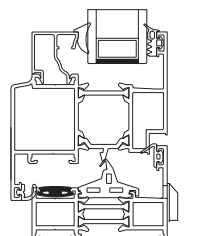
06

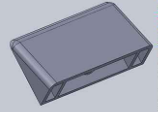
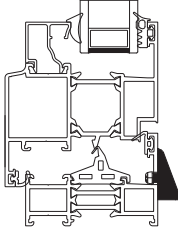
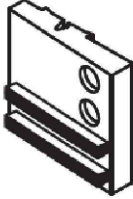
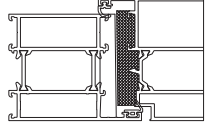
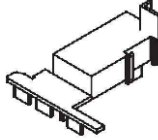
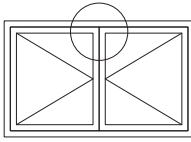
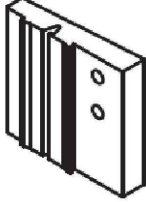
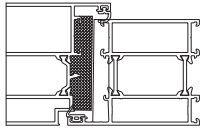
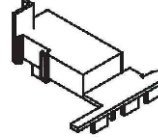
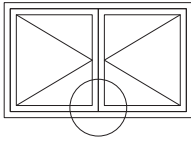

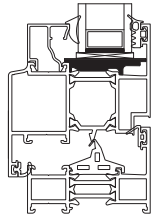
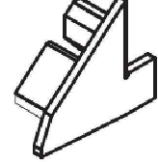


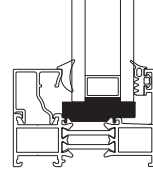
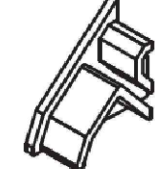
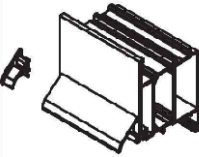
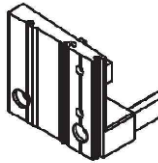
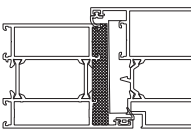
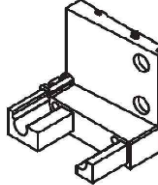
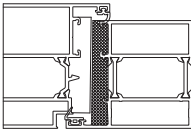
07

08

09

10

01		01.11.15 DIŞ CAM FİTİLİ 4 mm OUTSIDE GLAZING GASKET 4 mm Malzeme / Material : EPDM Ağırlık / Weight : 78 gr/m Paket / Package : 190 m / 15 kg			01.19.13 TOZLUK FİTİLİ CENTRAL GASKET Malzeme / Material : EPDM Ağırlık / Weight : 270 gr/m Paket / Package : 55 m / 15 kg	
02		01.17.03 İÇ CAM FİTİLİ 2,8 mm INSIDE GLAZING GASKET 2,8 mm Malzeme / Material : EPDM Ağırlık / Weight : 60 gr/m Paket / Package : 250 m / 15 kg			01.20.04 EŞİK FİTİLİ THRESHOLD GASKET Malzeme / Material : EPDM Ağırlık / Weight : 118 gr/m Paket / Package : 127,1 m / 15 kg	
03		01.17.04 İÇ CAM FİTİLİ 3,6 mm INSIDE GLAZING GASKET 3,6 mm Malzeme / Material : EPDM Ağırlık / Weight : 69 gr/m Paket / Package : 215 m / 15 kg			03.11.01 KÖŞE ENJEKSİYON FİTİLİ CORNER GASKET Malzeme / Material : EPDM	
04		01.17.05 İÇ CAM FİTİLİ 4,6 mm INSIDE GLAZING GASKET 4,6 mm Malzeme / Material : EPDM Ağırlık / Weight : 90 gr/m Paket / Package : 165 m / 15 kg			17.01.01 KİL FİTİLİ BRUSH Malzeme / Material : Polipropilen / Polypropylen Paket / Package : 275 m	
05		01.18.03 DIŞ BİNİ FİTİLİ OUTSIDE ACOUSTICAL GASKET Malzeme / Material : EPDM Ağırlık / Weight : 40 gr/m Paket / Package : 375 m / 15 kg			20.04.01 YALITIM ELEMANI INSULATION PART Malzeme / Material : EPDM Ağırlık / Weight : 40 gr/m Paket / Package : 375 m / 15 kg	
06		01.18.04 İÇ BİNİ FİTİLİ INSIDE ACOUSTICAL GASKET Malzeme / Material : EPDM Ağırlık / Weight : 40 gr/m Paket / Package : 375 m / 15 kg				
07		01.19.06 ÇITA KANAL FİTİLİ ADAPTER GASKET Malzeme / Material : EPDM Ağırlık / Weight : 80 gr/m Paket / Package : 185 m / 15 kg				

	<p>04.02.07</p> <p>TAHLİYE KAPAĞI DRAINAGE COVER</p> <p>Malzeme / Material : PVC Renk / Color : Siyah / Black</p>			<p>04.13.06A</p> <p>KANAT YAN KAPAĞI (SOL) VENT SIDE CAP (LEFT)</p> <p>Malzeme / Material : PVC Renk / Color : Siyah / Black</p>	
	<p>04.06.26A</p> <p>ADAPTÖR KAPAĞI ADAPTER CAP</p> <p>Malzeme / Material : PVC Renk / Color : Siyah / Black T64A05 için / for T64A05</p>			<p>04.13.06B</p> <p>KANAT YAN KAPAĞI (SAĞ) VENT SIDE CAP (RIGHT)</p> <p>Malzeme / Material : PVC Renk / Color : Siyah / Black</p>	
	<p>04.06.26B</p> <p>ADAPTÖR KAPAĞI ADAPTER CAP</p> <p>Malzeme / Material : PVC Renk / Color : Siyah / Black T64A05 için / for T64A05</p>			<p>11.02.26</p> <p>CAM TAKOZU (KANAT) GLASS SUPPORT (VENT)</p> <p>Malzeme / Material : PVC Renk / Color : Siyah / Black</p>	
	<p>04.10.16A</p> <p>DAMLALIK YAN KAPAĞI DROPPER SIDE CAP</p> <p>Malzeme / Material : PVC Renk / Color : Siyah / Black T64A19 için / for T64A19</p>			<p>11.02.25</p> <p>CAM TAKOZU (KASA) GLASS SUPPORT (FRAME)</p> <p>Malzeme / Material : PVC Renk / Color : Siyah / Black</p>	
	<p>04.10.16B</p> <p>DAMLALIK YAN KAPAĞI DROPPER SIDE CAP</p> <p>Malzeme / Material : PVC Renk / Color : Siyah / Black T64A19 için / for T64A19</p>				
	<p>04.13.05A</p> <p>EŞİK YAN KAPAĞI (SOL) THRESHOLD SIDE CAP (LEFT)</p> <p>Malzeme / Material : PVC Renk / Color : Siyah / Black</p>				
	<p>04.13.05B</p> <p>EŞİK YAN KAPAĞI (SAĞ) THRESHOLD SIDE CAP (RIGHT)</p> <p>Malzeme / Material : PVC Renk / Color : Siyah / Black</p>				

01

02

03

04

05

06

07

08

09

10

PENCERE MENTEŞELERİ / WINDOW HINGES



15.01.16

GIESSE PENCERE MENTEŞESİ
GIESSE HINGE FOR WINDOWS

Renk / Color : Siyah-Beyaz-Gri-Eloksal
Black-White-Grey-Anodised

75 kg için 2 adet, 85 kg için 3 adet kullanılmalıdır. / Should be used 2 for 75 kg, 3 for 85 kg.
EN 1935:2002

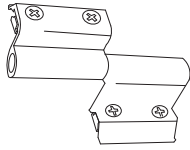


15.01.03

RESCARA PENCERE MENTEŞESİ
HINGE FOR WINDOWS

Renk / Color : Siyah-Beyaz-Gri
Black-White-Grey

75 kg için 2 adet, 85 kg için 3 adet kullanılmalıdır. / Should be used 2 for 75 kg, 3 for 85 kg.
EN 1935:2002

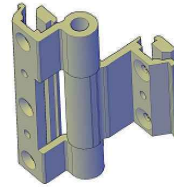


15.01.08

YERLİ PENCERE MENTEŞESİ
LOCAL HINGE FOR WINDOWS

Renk / Color : Siyah-Beyaz-Gri-Eloksal
Black-White-Grey-Anodised

50 kg için 2 adet kullanılmalıdır. / Should be used 2 for 50 kg.
Max. kanat ölçüsü 900x1300 / Max. vent dimension 900x1300
TS EN 1935

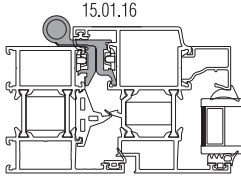


15.01.12

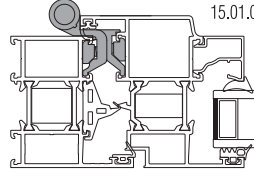
YERLİ PENCERE MENTEŞESİ
LOCAL HINGE FOR WINDOWS

Renk / Color : Siyah-Beyaz-Gri-Eloksal
Black-White-Grey-Anodised

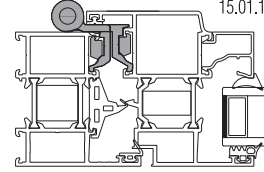
TS EN 1935



15.01.16



15.01.08



15.01.12

Ölçek/Scale: 1/3

KAPI MENTEŞELERİ / DOOR HINGES



15.02.14

GIESSE KAPI MENTEŞESİ
GIESSE HINGE FOR DOORS

Renk / Color : Siyah-Beyaz-Eloksal
Black-White-Anodised

100 kg için 2 adet, 120 kg için 3 adet kullanılmalıdır. / Should be used 2 for 100 kg, 3 for 120 kg.
EN 1935




15.02.09

YERLİ KAPI MENTEŞESİ
LOCAL HINGE FOR DOORS

Renk / Color : Siyah-Beyaz-Gri-Eloksal
Black-White-Grey-Anodised

85 kg için 3 adet kullanılmalıdır. / Should be used 3 for 85 kg.
Max. kanat ölçüsü 900x2200 / Max. vent dimension 900x2200
TS EN 1935



15.02.12

YERLİ KAPI MENTEŞESİ
LOCAL HINGE FOR DOORS

Renk / Color : Siyah-Beyaz-Gri-Eloksal
Black-White-Grey-Anodised

100 kg için 3 adet kullanılmalıdır. / Should be used 3 for 100 kg.
Max. kanat ölçüsü 900x2300 / Max. vent dimension 900x2300
TS EN 1935

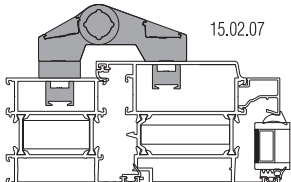


15.02.07

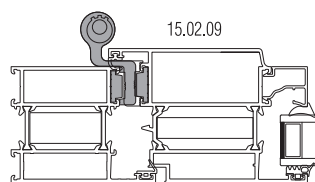
YERLİ KAPI MENTEŞESİ
LOCAL HINGE FOR DOORS

Renk / Color : Siyah-Beyaz-Gri-Eloksal
Black-White-Grey-Anodised

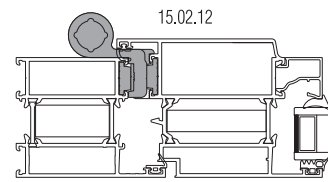
100 kg için 2 adet kullanılmalıdır. / Should be used 2 for 100 kg.
Max. kanat ölçüsü 900x2200 / Max. vent dimension 900x2200
TS EN 1935



15.02.07



15.02.09



15.02.12

Ölçek/Scale: 1/3

ÇİFT EKSEN MEKANİZMALARI / TILT & TURN MECHANISM

			<p>GIESE FUTURA ÇİFT AÇILIM SETİ 80 kg GIESE TILT & TURN MECHANISM 80 kg</p> <p>Renk / Color : Siyah-Beyaz-Gri Black-White-Grey</p>	
	<p>GIESE ÇİFT AÇILIM SETİ GIESE TILT & TURN MECHANISM</p>	<p>KANAT GENİŞLİĞİ SASH WIDTH</p>	<p>KANAT YÜKSEKLİĞİ SASH HEIGHT</p>	<p>KANAT AĞIRLIĞI SASH WEIGHT</p>
07.06.62	410 - 569 mm	600 - 1200 mm	80 kg	Çift Açılım Seti Tip 1 / Tilt & Turn Mechanism Style 1
07.06.63	410 - 569 mm	1201 - 2500 mm	80 kg	Çift Açılım Seti Tip 1+ Arka Kilitleme / Tilt & Turn Mechanism Style 1+Additional Tilt&Turn (Back)
07.06.64	570 - 1000 mm	600 - 1200 mm	80 kg	Çift Açılım Seti Tip 2 / Tilt & Turn Mechanism Style 2
07.06.65	570 - 1000 mm	1201 -2500 mm	80 kg	Çift Açılım Seti Tip 2 + Arka Kilitleme / Tilt & Turn Mechanism Style 2+Additional Tilt&Turn (Back)
07.06.66	1001 - 1700 mm	600 - 1200 mm	80 kg	Çift Açılım Seti Tip 2 + Alt Kilitleme + İlave Makas / Tilt & Turn Mechanism Style 2+Additional Tilt&Turn (Down)+Additional Arm
07.06.67	1001 - 1700 mm	1201 - 2500 mm	80 kg	Çift Açılım Seti + Alt Kilitleme + Arka Kilitleme + İlave Makas / Tilt & Turn Mechanism+Additional Tilt&Turn (Down)+Additional Tilt & Turn (Back)+Additional Arm

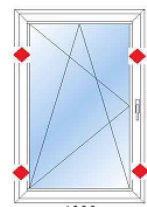
			<p>GIESE FUTURA ÇİFT AÇILIM SETİ 130 kg GIESE TILT & TURN MECHANISM 130 kg</p> <p>Renk / Color : Siyah-Beyaz-Gri Black-White-Grey</p> <p>*** Stok Sorulmalıdır.</p>	
	<p>GIESE ÇİFT AÇILIM SETİ GIESE TILT & TURN MECHANISM</p>	<p>KANAT GENİŞLİĞİ SASH WIDTH</p>	<p>KANAT YÜKSEKLİĞİ SASH HEIGHT</p>	<p>KANAT AĞIRLIĞI SASH WEIGHT</p>
07.06.68	410 - 700 mm	600 - 1200 mm	130 kg	Çift Açılım Seti Tip 1 / Tilt & Turn Mechanism Style 1
07.06.69	410 - 700 mm	1201 - 3000 mm	130 kg	Çift Açılım Seti Tip 1+ Arka Kilitleme / Tilt & Turn Mechanism Style 1 + Additional Tilt&Turn (Back)
07.06.70	701 - 1000 mm	600 - 1200 mm	130 kg	Çift Açılım Seti Tip 2 / Tilt & Turn Mechanism Style 2
07.06.71	701 - 1000 mm	1201 - 3000 mm	130 kg	Çift Açılım Seti Tip 2 + Arka Kilitleme / Tilt & Turn Mechanism Style 2+ Additional Tilt&Turn (Back)
07.06.72	1001 - 1800 mm	600 - 1200 mm	130 kg	Çift Açılım Seti Tip 2+ İlave Makas + Alt Kilitleme / Tilt & Turn Mechanism Style 2+Additional Arm+Additional Tilt&Turn (Down)
07.06.73	1001 - 1800 mm	1201 - 3000 mm	130 kg	Çift Açılım Seti Tip 2+ İlave Makas + Alt Kilitleme + Arka Kilitleme / Tilt & Turn Mechanism Style 2+Additional Arm+Additional Tilt&Turn (Down)+Additional Tilt&Turn (Back)



07.06.60

İTHAL ÇİFT AÇILIM SETİ
TILT&TURN MECHANISM



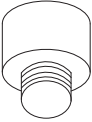
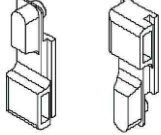


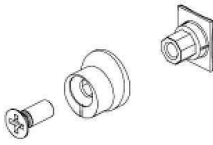
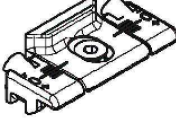

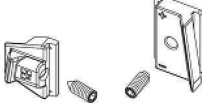

Renk / Color : Siyah-Beyaz-Gri
Black-White-Grey

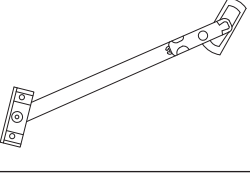



Kanat Genişliği: 570 - 1000 mm
Kanat Yüksekliği: 400 - 1200 mm

Sash Width: 570 - 1000 mm
Sash Height: 400 - 1200 mm

PENCERE KOLLARI / WINDOW HANDLES

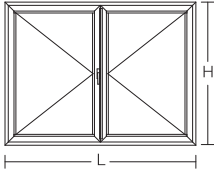
 <p>07.05.12 RESCARA İSPANYOLET KOL (ÇİFT DİLLİ) HANDLE FOR WINDOWS (DOUBLE RAIL) Renk / Color : Siyah-Beyaz-Gri Black-White-Grey</p> <p>EN 1670</p>	 <p>07.05.25 GIESSE İSPANYOLET KOL (ÇİFT DİLLİ) GIESSE HANDLE FOR WINDOWS (DOUBLE RAIL) Renk / Color : Siyah-Beyaz-Gri Black-White-Grey</p> <p>UNI CEI EN ISO / IEC 17050</p>
 <p>07.13.02 ORTA GÖBEK PİMİ CENTRAL LOCK PIN</p> <p>07.05.12 Kol için / For handle 07.05.12</p>	 <p>07.25.01 GIESSE TİJ BAĞLANTI PARÇASI GIESSE CONNECTION ROD Renk / Color : Siyah-Black Malzeme / Material : Polyamid-Polyamide</p> <p>07.05.25 Kol için / For handle 07.05.25</p>
 <p>18.03.08 GIESSE AYARLI SÜRÜCÜ GIESSE ADJUSTABLE BOLT Malzeme / Material: Zamak/Zamak</p> <p>EN 12051:2001</p>	 <p>18.06.01 GIESSE KARŞILIK GIESSE STRIKER Malzeme / Material: Paslanmaz Çelik ve Zamak Stainless Steel & Zamak</p>
 <p>07.13.06 GIESSE PİM GIESSE ADJUSTABLE LOCKING PAWL Malzeme / Material: Zamak/Zamak</p>	 <p>07.09.07 GIESSE AYARLI PİM KARŞILIĞI GIESSE ADJUSTABLE SINGLE STRIKER Malzeme / Material: Zamak/Zamak</p>
 <p>07.21.02 GIESSE KÖŞE DÖNME GIESSE CORNER DRIVE Malzeme / Material: Zamak/Zamak</p>	 <p>07.09.08 GIESSE ARKA KİLİTLEME GIESSE BURGLAR BOLT Malzeme / Material: Zamak/Zamak</p>
 <p>18.07.01 SÜRGÜ SETİ GIESSE BOLT FOR COMBINED WING Malzeme / Material: Zamak-Polyamid Zamak & Polyamide</p> <p>Pasif kanat için / For secondary sash</p>	

	<p>07.07.02</p> <p>VASİSTAS MAKAS ARM FOR BOTTOM-HUNG WINDOWS</p> <p>Renk / Color : Siyah-Beyaz-Gri Black-White-Grey</p>		<p>07.08.01</p> <p>VASİSTAS MANDAL DEVICE FOR CLOSING BOTTOM-HUNG WINDOWS</p> <p>Renk / Color : Siyah-Beyaz-Gri Black-White-Grey</p>
---	--	---	--

KOD CODE	AÇIKLAMA DESCRIPTION	***KOL VE KİLİTLEME SETİ SEÇİM TABLOSU HANDLE AND LOCKING KIT TABLE			
		L<1000 H<1200		L>1000 H>1200	
07.05.12	ÇİFT DİLLİ İSPANYOLET KOL DOUBLE RAIL HANDLE	1		1	
07.05.25	GIESSE ÇİFT DİLLİ KOL GIESSE DOUBLE RAIL HANDLE		1		1
07.13.02	ORTAGÖBEK PİMİ CENTRAL LOCK PIN	1		1	
07.25.01	GIESSE KOL BAĞLANTI PARÇASI GIESSE ROD CONNECTION PIECES		1		1
18.03.08	GIESSE AYARLANABİLİR SÜRGÜ GIESSE ADJUSTABLE BOLT	2	2		
18.06.01	GIESSE KARŞILIK GIESSE DOUBLE STRIKER	2	2		
07.21.02	GIESSE KÖŞE DÖNME PARÇASI GIESSE CORNER DRIVE			2	2
07.13.06	GIESSE PİM GIESSE ADJUSTABLE LOCKING PAWL			4	4
07.09.07	GIESSE AYARLI PİM KARŞILIĞI GIESSE ADJUSTABLE SINGLE STRIKER			4	4

*** Giesse kol ve kilitleme aksesuarları 25 I 07 tij profili ile kullanılmalıdır.

Giesse handle and locking accessories should be used with 25 I 07 rod profile



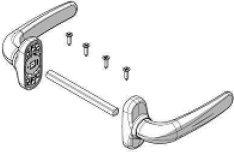
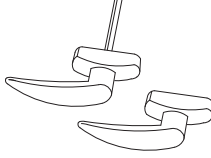










*** KOL VE KİLİTLEME SETİ SEÇİM TABLOSU
HANDLE AND LOCKING KIT TABLE

		L<1000 H<1200		L>1000 H>1200	
KOD CODE	AÇIKLAMA DESCRIPTION	07.05.12 kol ile with 07.05.12 handle	07.05.25 kol ile with 07.05.25 handle	07.05.12 kol ile with 07.05.12 handle	07.05.25 kol ile with 07.05.25 handle
HAREKETLİ KANAT / FIRST SASH					
07.05.12	ÇİFT DİLLİ İSPANYOLET KOL DOUBLE RAIL HANDLE	1		1	
07.05.25	GIESSE ÇİFT DİLLİ KOL GIESSE DOUBLE RAIL HANDLE		1		1
07.13.02	ORTAĞÖBEK PİMİ CENTRAL LOCK PIN	1		1	
07.25.01	GIESSE KOL BAĞLANTI PARÇASI GIESSE ROD CONNECTION PIECES		1		1
18.03.08	GIESSE AYARLANABİLİR SÜRGÜ GIESSE ADJUSTABLE BOLT	2	2		
18.06.01	GIESSE KARŞILIK GIESSE DOUBLE STRIKER	2	2		
07.21.02	GIESSE KÖŞE DÖNME PARÇASI GIESSE CORNER DRIVE			2	2
07.13.06	GIESSE PİM GIESSE ADJUSTABLE LOCKING PAWL			4	4
07.09.07	GIESSE AYARLI PİM KARŞILIĞI GIESSE ADJUSTABLE SINGLE STRIKER			4	4
PASİF KANAT / SECONDARY SASH					
18.07.01	GIESSE SÜRGÜ SETİ GIESSE BOLT FOR SECONDARY SASH	1	1	1	1
07.09.08	GIESSE ARKA KİLİTLEME GIESSE BURGLAR BOLT			1	1

*** Giesse kol ve kilitleme aksesuarları 25 I 07 tij profili ile kullanılmalıdır.

Giesse handle and locking accessories should be used with 25 I 07 rod profile

KAPI KOLLARI / DOOR HANDLES

	<p>07.14.06 GIESSE KAPI KOLU GIESSE DOOR HANDLE Renk / Color : Siyah-Beyaz-Gri Black-White-Grey</p>		<p>07.14.04 KAPI KOLU DOOR HANDLE Renk / Color : Siyah-Beyaz-Gri Black-White-Grey</p>
	<p>07.17.02 D KAPI KOLU DOOR HANDLE Renk / Color : Siyah-Beyaz-Gri-Eloksal Black-White-Grey-Anodised</p> <p>Ölçüler / Dimensions: H: 40 cm / O: 2,5 cm</p>		<p>07.17.06 V KAPI KOLU DOOR HANDLE Renk / Color : Siyah-Beyaz-Gri-Eloksal Black-White-Grey-Anodised</p> <p>Ölçüler / Dimensions: H: 20 cm / O: 2,5 cm</p>
	<p>07.17.08 U KAPI KOLU DOOR HANDLE Renk / Color : Siyah-Beyaz-Gri-Eloksal Black-White-Grey-Anodised</p> <p>Ölçüler / Dimensions: H: 40 cm / O: 2,5 cm</p>		<p>07.17.10 D KAPI KOLU DOOR HANDLE Renk / Color : Siyah-Beyaz-Gri-Eloksal Black-White-Grey-Anodised</p> <p>Ölçüler / Dimensions: H: 20 cm / O: 2,5 cm</p>
	<p>07.17.11 D KAPI KOLU DOOR HANDLE Renk / Color : Siyah-Beyaz-Gri-Eloksal Black-White-Grey-Anodised</p> <p>Ölçüler / Dimensions: H: 30 cm / O: 2,5 cm</p>		<p>07.17.19 AKBANK KAPI KOLU DOOR HANDLE Renk / Color : Siyah-Beyaz-Gri-Eloksal Black-White-Grey-Anodised</p> <p>Ölçüler / Dimensions: H: 200 cm</p>
	<p>07.17.20 YARIM AY BORU KOLU DOOR HANDLE Renk / Color : Siyah-Beyaz-Gri-Eloksal Black-White-Grey-Anodised</p> <p>Ölçüler / Dimensions: H: 30 cm / O: 2,5 cm</p>		<p>07.17.21 U ÇEKME KOL DOOR HANDLE Renk / Color : Siyah-Beyaz-Gri-Eloksal Black-White-Grey-Anodised</p> <p>Ölçüler / Dimensions: H: 20 cm</p>
	<p>07.17.22 YAY KOL DOOR HANDLE Renk / Color : Siyah-Beyaz-Gri-Eloksal Black-White-Grey-Anodised</p> <p>Ölçüler / Dimensions: H: 50 cm</p>		<p>07.17.23 BASTON KOL DOOR HANDLE Renk / Color : Siyah-Beyaz-Gri-Eloksal Black-White-Grey-Anodised</p> <p>Ölçüler / Dimensions: H: 90 cm / O: 2,5 cm</p>

01

02

03

04

05

06


07

08

09

10


KAPI KİLİTLERİ / DOOR LOCKS



18.01.01
MAKARALI KİLİT
MORTISE LOCK (WITH ROLLER)



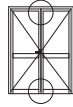

18.02.21
MAKARALI KİLİT KARŞILIĞI
STRIKER ROLLER LOCK



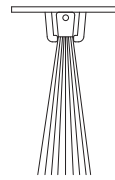
18.01.02
DİLLİ KİLİT
MORTISE LOCK



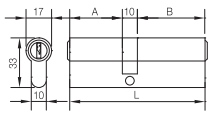
18.02.20
DİLLİ KİLİT KARŞILIĞI
STRIKER MORTISE LOCK



18.03.01
KAPI ALT ÜST KİLİTLEME
BOLT FOR DOORS



17.02.01
KAPI ALTI FIRÇASI
BRUSH FOR DOORS
Malzeme / Material : Polipropilen
Polypropylene

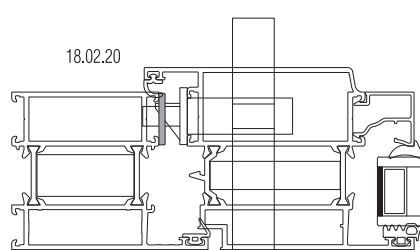
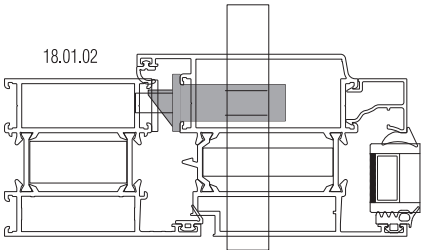
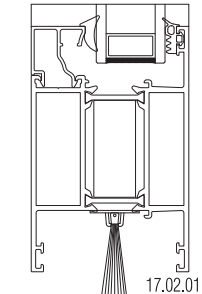
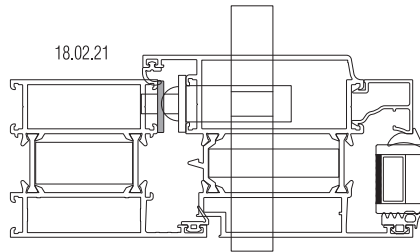
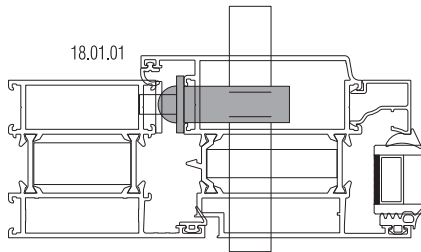


A	B	L
35	55	100

18.04.08
BAREL
CYLINDER
Malzeme / Material : Krom-Nikel
Chrome-Nickel



18.05.02
BAREL AYNASI
CYLINDER COVER
Renk / Color : Siyah-Beyaz
Black-White



Ölçek/Scale: 1/3