


MİMARİ KATALOG ARCHITECTURAL CATALOGUE

Alüminyum Kapı Pencere ve Giydirme Cephe Sistemleri
Aluminium Window Doors and Facade Systems

 **RESCARA**



RWT55+



TEKNİK ÖZELLİKLER / TECHNICAL PROPERTIES

KASA DERİNLİĞİ / FRAME DEPTH	55 mm
KANAT DERİNLİĞİ / VENT DEPTH	65 mm
PROFİL ET KALINLIĞI / PROFILE WALL THICKNESS	1,6/2 mm
MAX. CAM KALINLIĞI / MAX. GLASS THICKNESS	36 mm
ISI BARİYERİ / THERMAL INSULATION BARS	14,8 mm

PERFORMANS DEĞERLERİ / PERFORMANCE VALUES

ISI YALITIM DEĞERİ (UF) / THERMAL INSULATION VALUE (UF)	EN 10077-2	3,50 W / m ² k
---	------------	---------------------------

UYGULAMA SEÇENEKLERİ / APPLICATION OPTIONS

	PENCERE WINDOW	KAPI DOOR
İÇE AÇILIR / INWARD OPENING	•	•
VASİSTAS / BOTTOM HUNG	•	
DIŞA AÇILIR / OUTWARD OPENING		•
ÇİFT EKSEN AÇILIM / TILT & TURN OPENING	•	•
PVC AKSESUARA UYGUN KANAT / VETNT FOR PVC ACCESSORIES	•	•
ÇEK & SÜR / TILT & SLIDE	•	•
KATLANIR / FOLDING	•	•

MİMARİ KATALOG

ARCHITECTURAL CATALOGUE

Alüminyum Kapı Pencere ve Giydirme Cephe Sistemleri
Aluminium Window Doors and Facade Systems



Rescara Sistem Detayları
Rescara System Details

RWWT55+

PROFİLLER

PROFILES

01

02

03

04

05

06

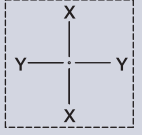
07

08

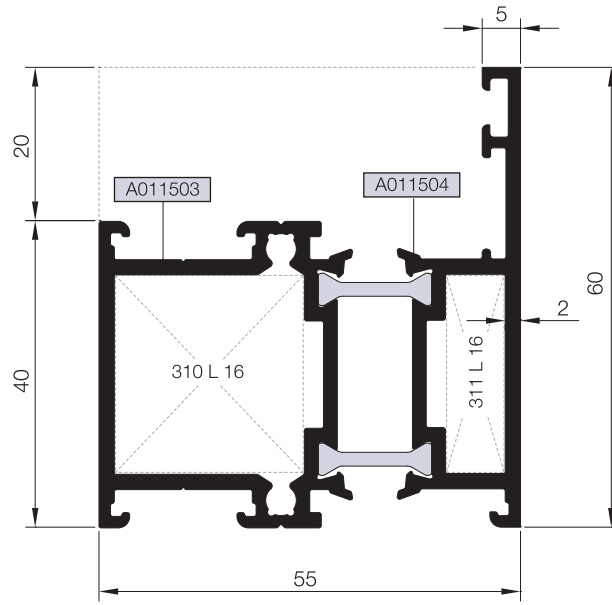
09



10

KOD / CODE	AĞIRLIK (kg/m) / WEIGHT	Jxx cm ⁴	Jyy cm ⁴	L m	
ANT55F03	1,598	15,038	12,548	6	



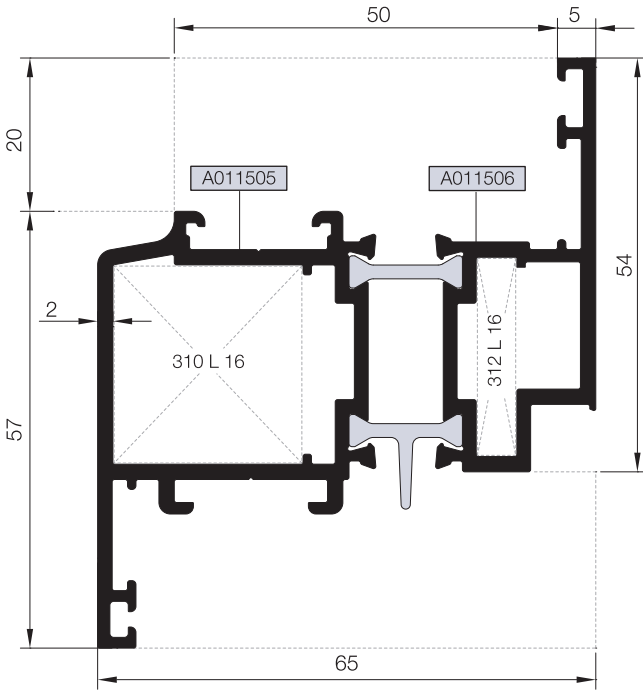
ANT55F03



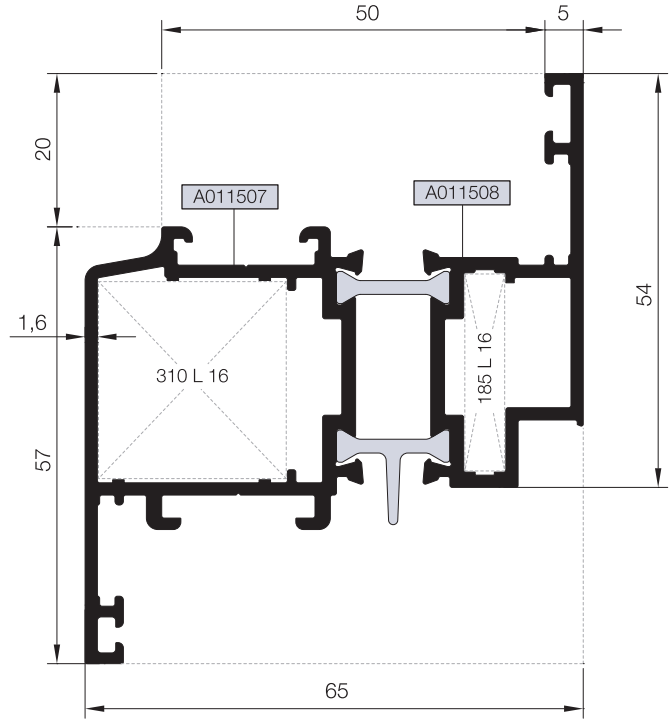
Nr		 L m	KESİM ÖLÇÜSÜ CUTTING SIZE	 AKS, KODU ACS, CODE
ANT55F03	A011503	25 L 16 (A002061)	24,5 mm	310 L 16
	A011504	25 L 16 (A002061)	7,5 mm	311 L 16

KOD / CODE	AĞIRLIK (kg/m) / WEIGHT	Jxx cm4	Jyy cm4	L m	
ANT55V02	1,769	23,615	16,373	6	
ANT55V03	1,628	21,044	15,498	6	
ANT55V10	1,559	21,278	10,970	6	
ANT55V11	1,432	19,066	10,435	6	

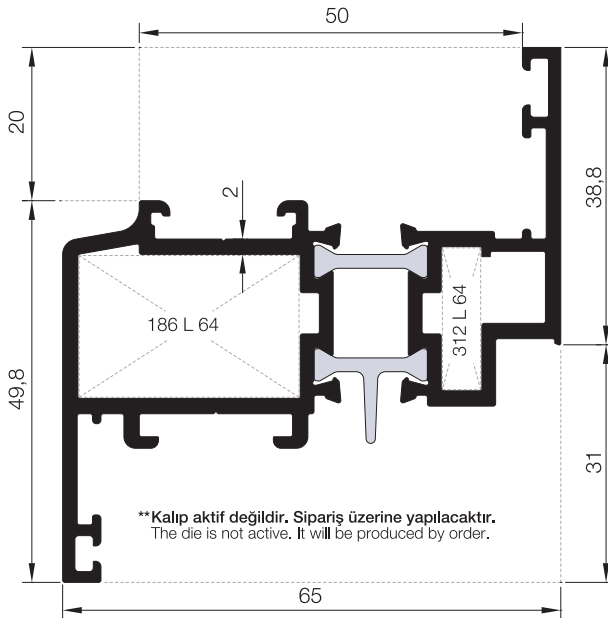
ANT55V02



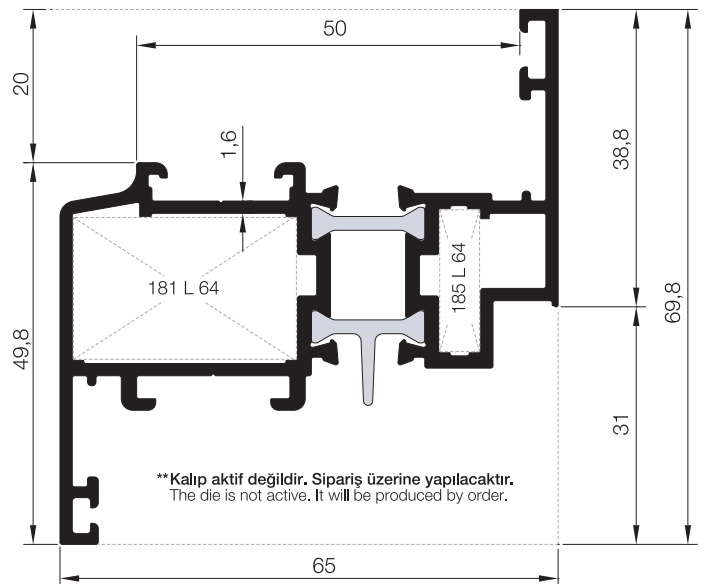
ANT55V03



**ANT55V10



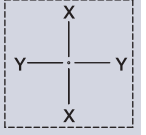
**ANT55V11



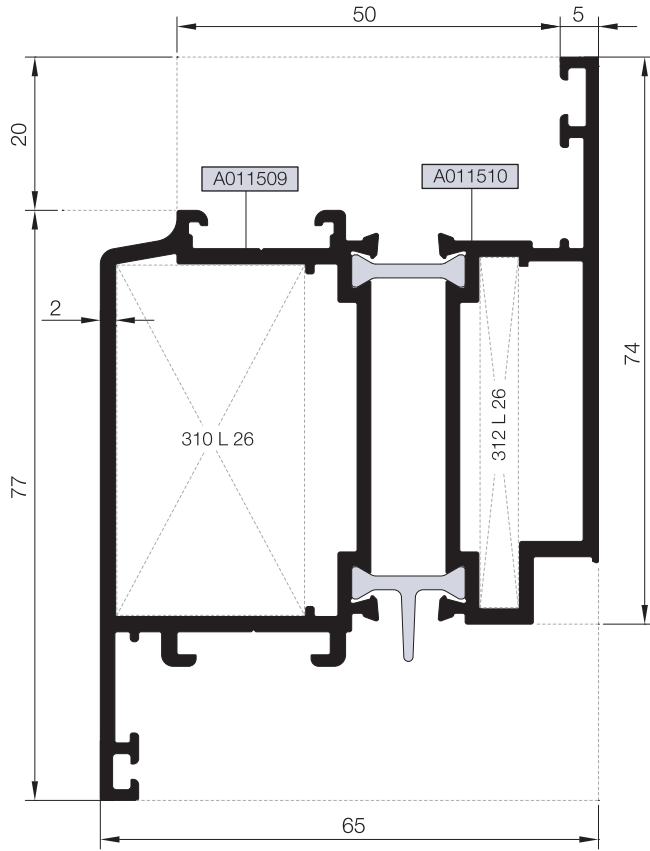
Nr	L m	KESİM ÖLÇÜSÜ CUTTING SIZE	AKS. KODU ACS. CODE
ANT55V02	A011505	25 L 16 (A002061)	24,5 mm
	A011506	25 L 16 (A002061)	5,0 mm
ANT55V03	A011507	25 L 16 (A002061)	24,5 mm
	A011508	25 L 16 (A002061)	5,0 mm

Nr	L m	KESİM ÖLÇÜSÜ CUTTING SIZE	AKS. KODU ACS. CODE
ANT55V10	-----	25 L 64 (A010028)	28,7 mm
	-----	25 L 64 (A010028)	5,0 mm
ANT55V11	-----	25 L 64 (A010028)	29,1 mm
	-----	25 L 64 (A010028)	5,2 mm

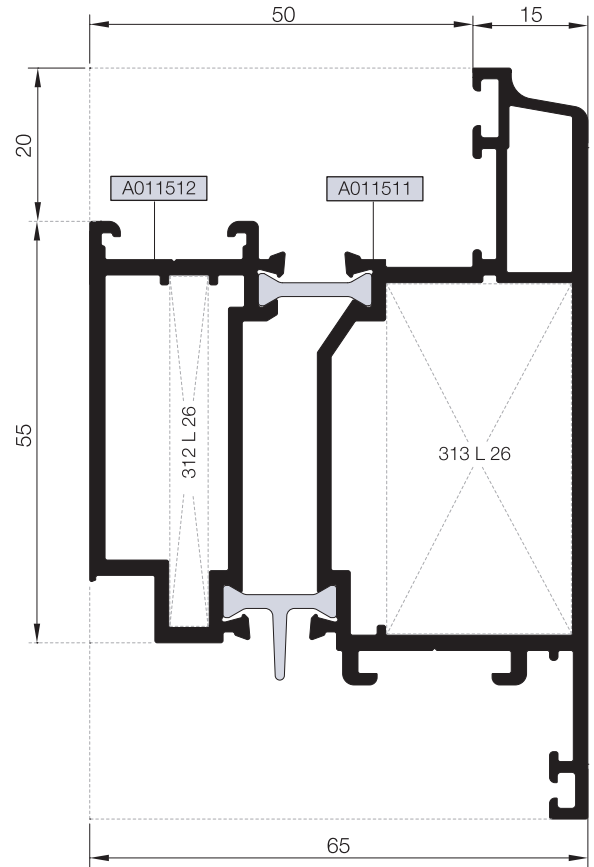
KOD / CODE	AĞIRLIK (kg/m) / WEIGHT	Jxx cm ⁴	Jyy cm ⁴	L m
ANT55V04	2,181	30,048	40,088	6
ANT55V05	2,351	30,905	46,803	6



ANT55V04

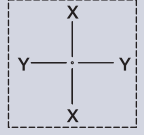


ANT55V05

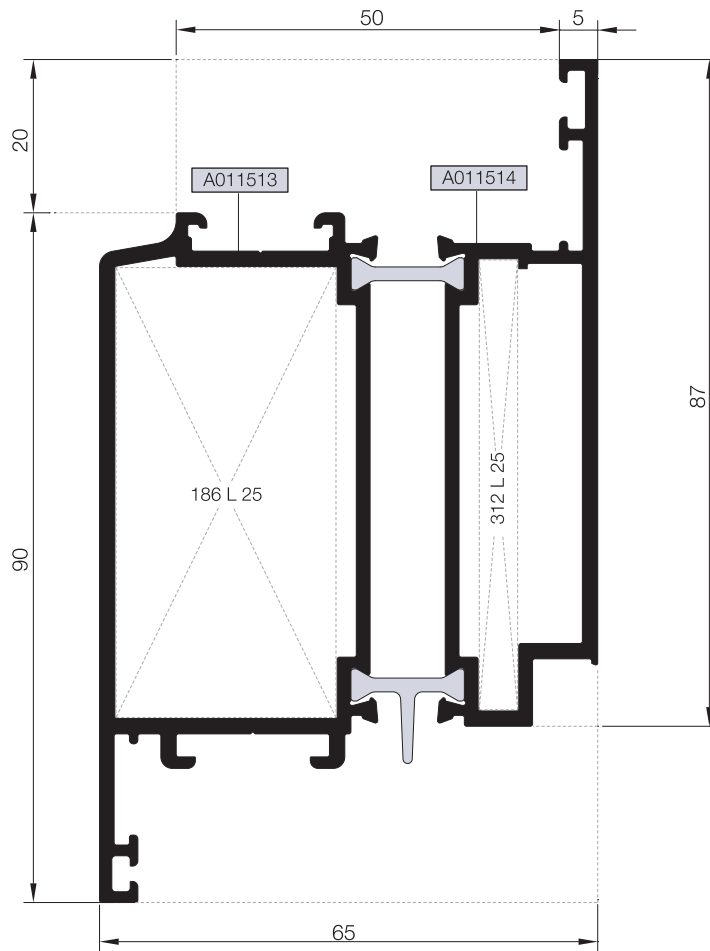




Nr		L m	KESİM ÖLÇÜSÜ CUTTING SIZE	AKS. KODU ACS. CODE
ANT55V04	A011509	25 L 26 (A010540)	24,5 mm	310 L 26
	A011510	25 L 26 (A010540)	5,0 mm	312 L 26
ANT55V05	A011512	25 L 26 (A010540)	5,0 mm	312 L 26
	A011511	25 L 26 (A010540)	24,1 mm	313 L 26

KOD / CODE	AĞIRLIK (kg/m) / WEIGHT	Jxx cm ⁴	Jyy cm ⁴	L m	
ANT55V06	2,441	34,182	63,168	6	



ANT55V06



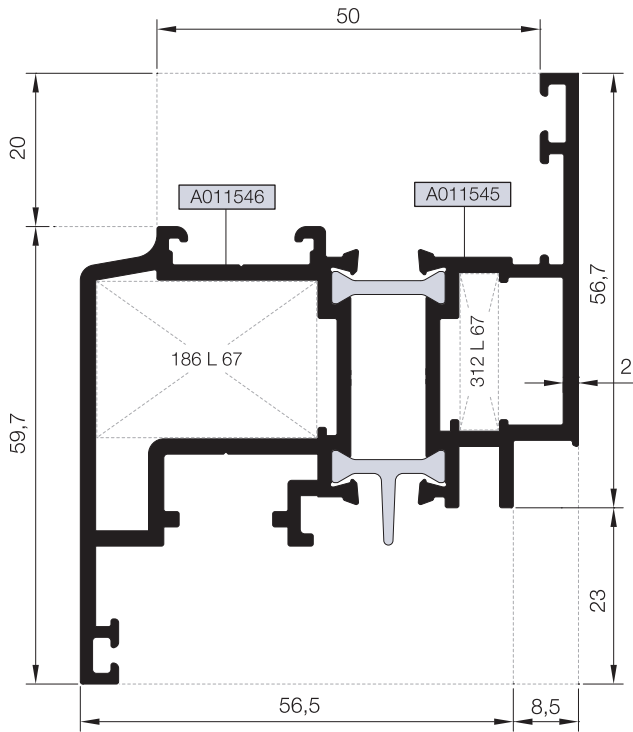
Nr		 L m	KESİM ÖLÇÜSÜ CUTTING SIZE	 AKS. KODU ACS. CODE
ANT55V06	A011513	25 L 25 (A010539)	28,7 mm	186 L 25
	A011514	25 L 25 (A010539)	5,0 mm	312 L 25

KANAT PROFİLLERİ (PVC AKSESUAR UYGUN - 9 AKS)
VENT PROFILES (FOR PVC ACCESSORY - 9 AXLE)

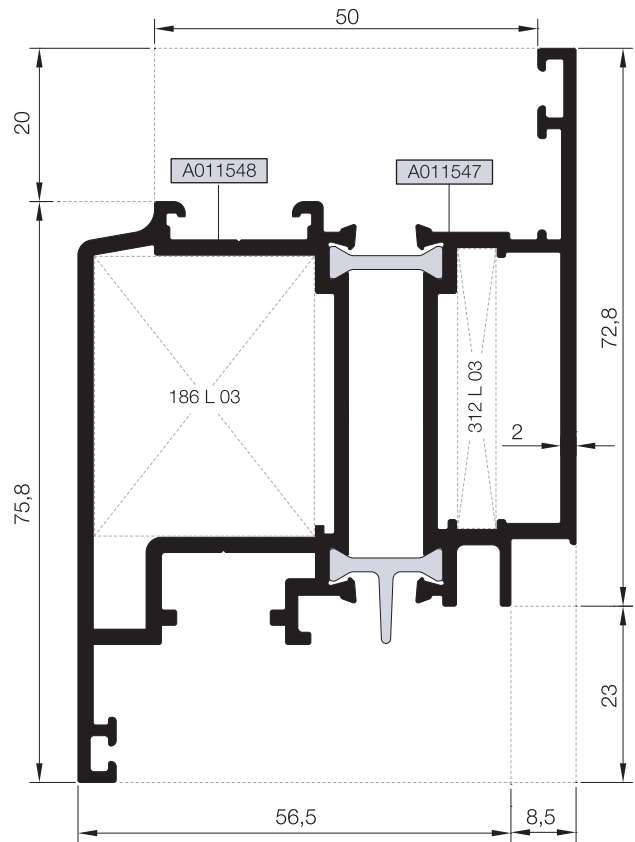
RWT55+

KOD / CODE	AĞIRLIK (kg/m) / WEIGHT	Jxx cm ⁴	Jyy cm ⁴	L m	
ANT55V07	1,893	25,117	18,254	6	
ANT55V08	2,218	30,207	37,618	6	
ANT55V09	2,353	30,724	44,154	6	

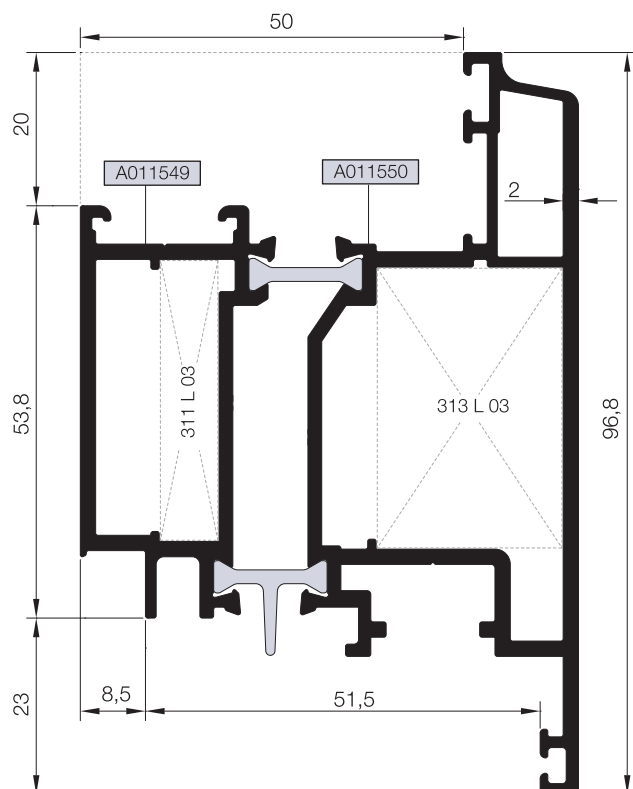
ANT55V07





ANT55V08



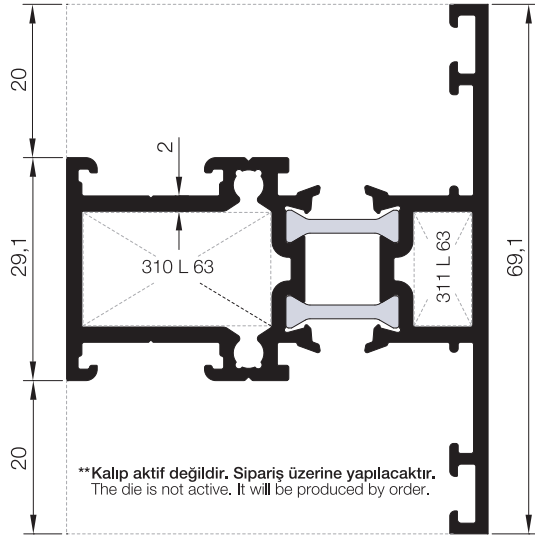
ANT55V09



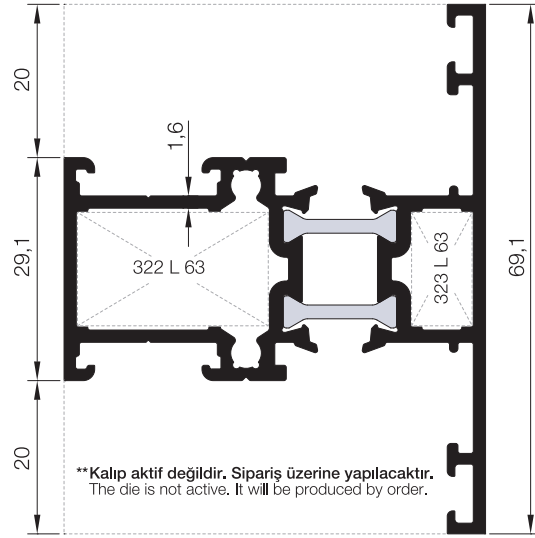
Nr	 L m	KESİM ÖLÇÜSÜ CUTTING SIZE	 AKS. KODU ACS. CODE
ANT55V07	A011546	25 L 67 (A011006)	186 L 67
	A011545	25 L 67 (A011006)	312 L 67
ANT55V08	A011548	25 L 03 (A002021)	186 L 03
	A011547	25 L 03 (A002021)	312 L 03
ANT55V09	A011549	25 L 03 (A002021)	311 L 03
	A011550	25 L 03 (A002021)	313 L 03

KOD / CODE	AĞIRLIK (kg/m) / WEIGHT	Jxx cm4	Jyy cm4	L m	
ANT55M02	1,593	15,380	13,406	6	
ANT55M03	1,614	15,017	16,984	6	
ANT55M07	1,427	14,169	9,802	6	
ANT55M08	1,321	12,721	9,436	6	

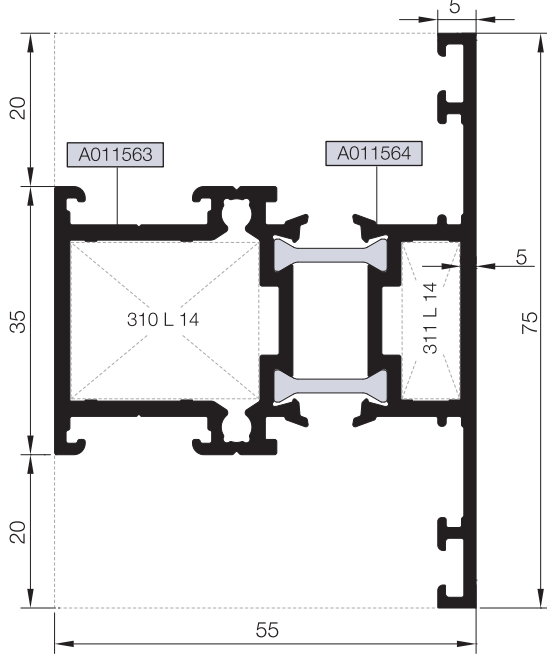
****ANT55M07**



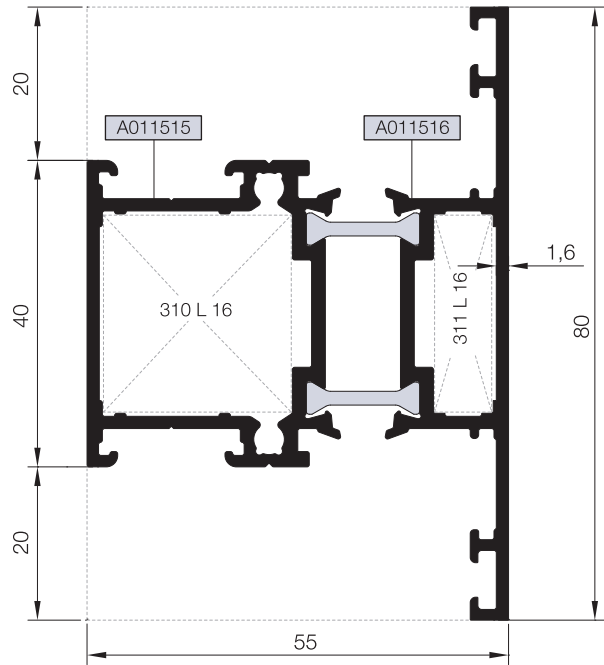
****ANT55M08**



ANT55M02



ANT55M03



Nr	L m	KESİM ÖLÇÜSÜ CUTTING SIZE	AKS. KODU ACS. CODE	
ANT55M07	-----	25 J 36	14,8 mm	324 J 36
	-----	25 J 37	14,8 mm	324 J 37
ANT55M08	-----	25 J 36	14,8 mm	324 J 36
	-----	25 J 37	14,8 mm	324 J 37
ANT55M02	A011563	25 J 36	20,4 mm	314 J 36
	A011564	25 J 37	20,4 mm	314 J 37
ANT55M03	A011515	25 J 36	25,7 mm	281 J 36
	A011516	25 J 37	25,7 mm	281 J 37

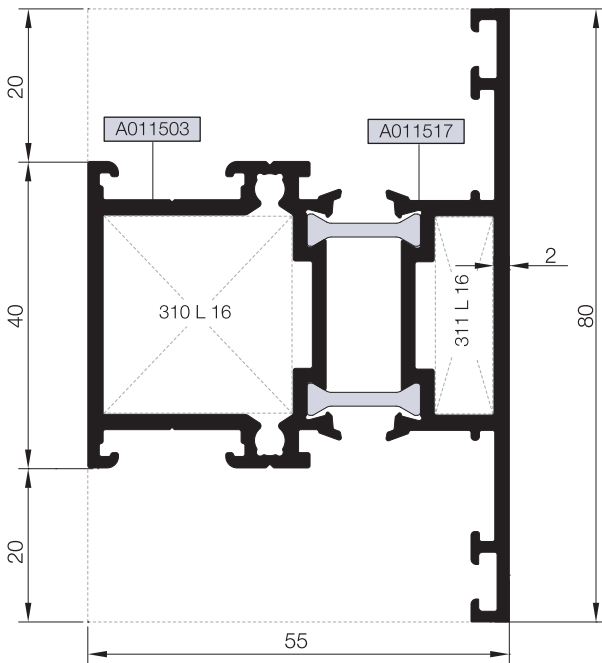
Nr	L m	KESİM ÖLÇÜSÜ CUTTING SIZE	AKS. KODU ACS. CODE	
ANT55M07	-----	25 L 63 (A002427)	24,5 mm	310 L 63
	-----	25 L 63 (A002427)	7,5 mm	311 L 63
ANT55M08	-----	25 L 63 (A002427)	24,9 mm	322 L 63
	-----	25 L 63 (A002427)	7,9 mm	323 L 63
ANT55M02	A011563	25 L 14 (A002059)	24,5 mm	310 L 14
	A011564	25 L 14 (A002059)	7,5 mm	311 L 14
ANT55M03	A011515	25 L 16 (A002061)	24,5 mm	310 L 16
	A011516	25 L 16 (A002061)	7,5 mm	311 L 16

ORTA KAYIT PROFİLLERİ
MULLION PROFILES

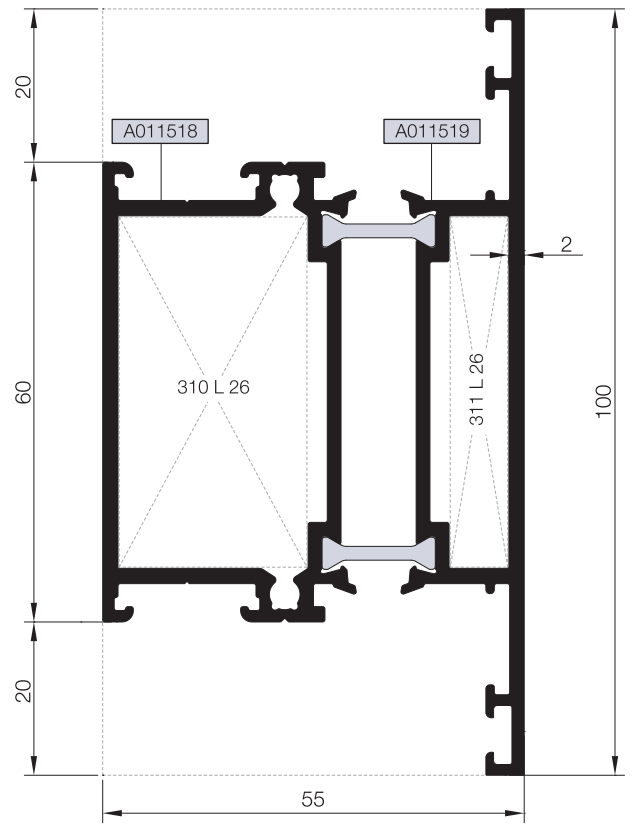
RWT55+



KOD / CODE	AĞIRLIK (kg/m) / WEIGHT	Jxx cm ⁴	Jyy cm ⁴	L m	
ANT55M04	1,727	16,711	17,710	6	
ANT55M05	2,139	21,326	41,628	6	



ANT55M04



ANT55M05



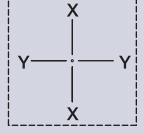
Nr		 L m	KESİM ÖLÇÜSÜ CUTTING SIZE	 AKS. KODU ACS. CODE
ANT55M04	A011503	25 J 36	25,7 mm	281 J 36
	A011517	25 J 37	25,7 mm	281 J 37
ANT55M05	A011518	25 J 36	45,7 mm	304 J 36
	A011519	25 J 37	45,7 mm	304 J 37

Nr		 L m	KESİM ÖLÇÜSÜ CUTTING SIZE	 AKS. KODU ACS. CODE
ANT55M04	A011503	25 L 16 (A002061)	24,5 mm	310 L 16
	A011517	25 L 16 (A002061)	7,5 mm	311 L 16
ANT55M05	A011518	25 L 26 (A010540)	24,5 mm	310 L 26
	A011519	25 L 26 (A010540)	7,5 mm	311 L 26

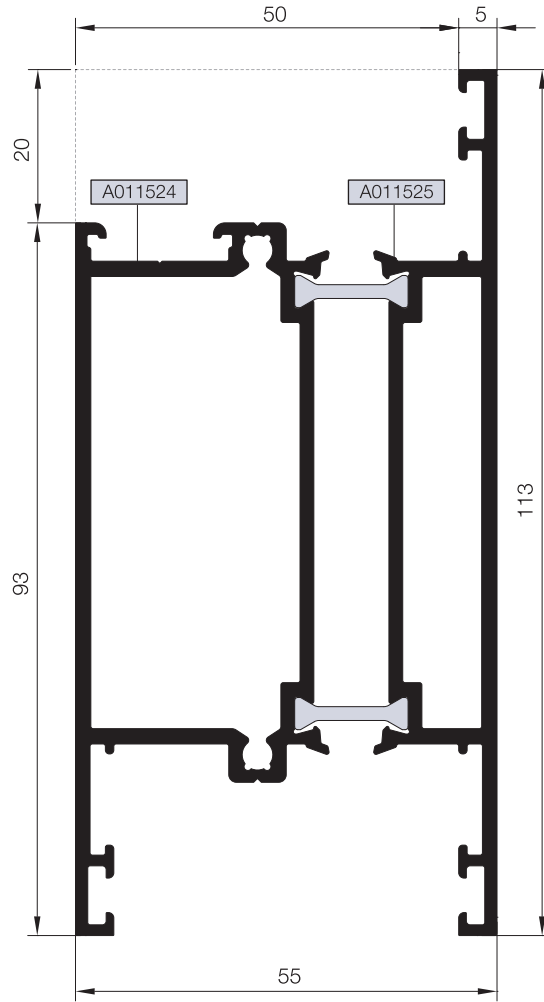
ETEK PROFİLİ
KICK PLATE PROFILE

RWT55+

KOD / CODE	AĞIRLIK (kg/m) / WEIGHT	Jxx cm ⁴	Jyy cm ⁴	L m	
ANT55K01	2,513	27,474	75,417	6	



ANT55K01



Nr		L m	KESİM ÖLÇÜSÜ CUTTING SIZE	AKS. KODU ACS. CODE
ANT55K01	A011524	25 J 36	58,7 mm	315 J 36
	A011525	25 J 37	58,7 mm	315 J 37

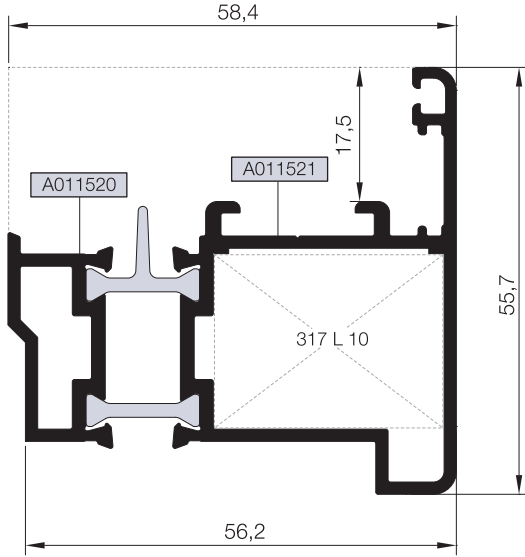
ADAPTÖR VE TİJ PROFİLLERİ

ADAPTER AND SLIDING ROD PROFILES

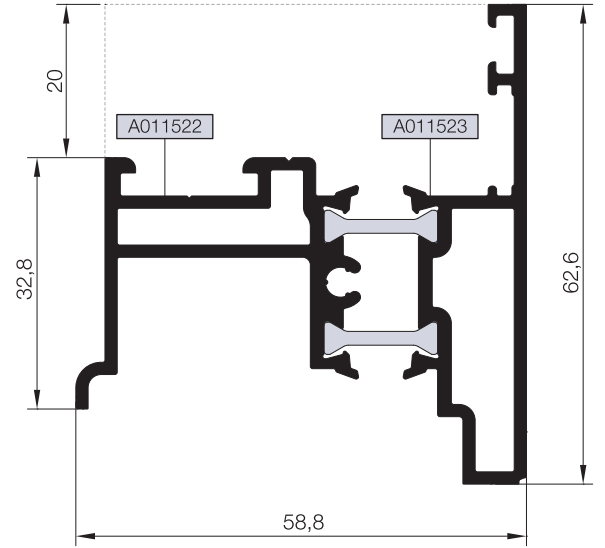
RWT55+

KOD / CODE	AĞIRLIK (kg/m) / WEIGHT	Jxx cm ⁴	Jyy cm ⁴	L m	
ANT55A01	1,312	13,367	7,975	6	
ANT55A02	1,394	12,809	8,638	6	
25 I 07	0,143	---	---	6	
25 I 04	0,153	---	---	6	

ANT55A01



ANT55A02



25 I 07*



25 I 04

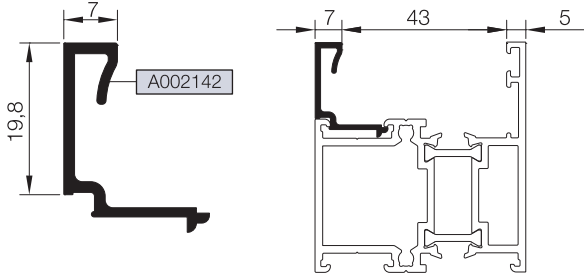


*Giesse kol ve kilitleme aksesuarları sadece 25 I 07 tij profili ile kullanılmalıdır.
Giesse handle and locking accessories should be used with only 25 I 07 rod profile

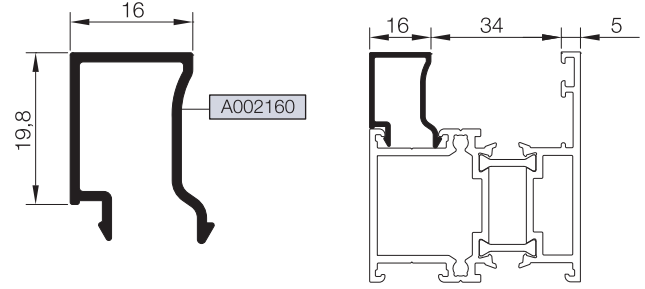
Nr		L m	KESİM ÖLÇÜSÜ CUTTING SIZE	AKS. KODU ACS. CODE
ANT55A01	A011520	---	---	---
	A011521	25 L 10 (A002125)	29,7 mm	317 L 10
ANT55A02	A011522	---	---	---
	A011523	---	---	---

KOD / CODE	AĞIRLIK (kg/m) / WEIGHT	L m	KOD / CODE	AĞIRLIK (kg/m) / WEIGHT	L m	
25 G 21	0,196	6	25 G 09	0,229	6	
25 G 28	0,218	6	25 G 12	0,270	6	
25 G 11	0,224	6	25 G 13	0,278	6	
25 G 10	0,225	6	25 G 14	0,280	6	

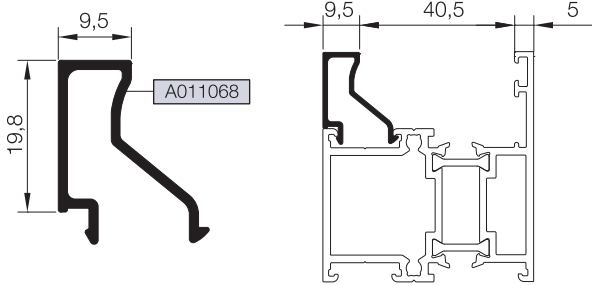
25 G 21



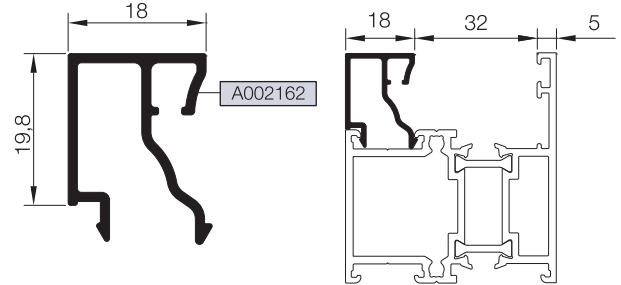
25 G 09



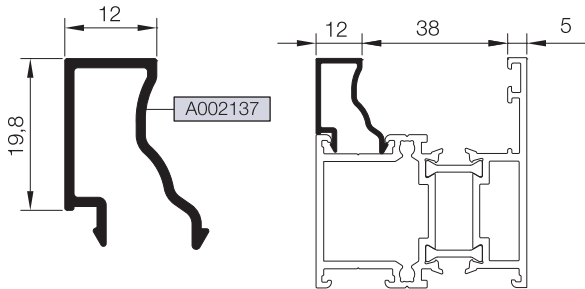
25 G 28



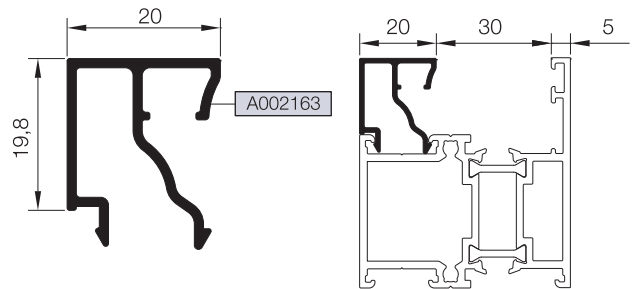
25 G 12



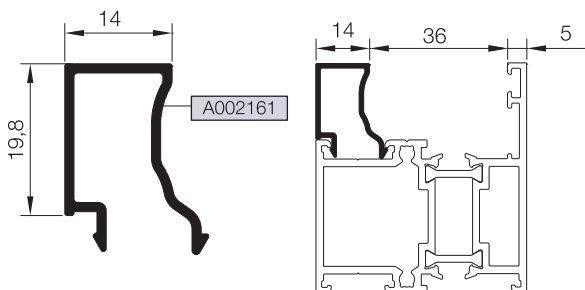
25 G 11



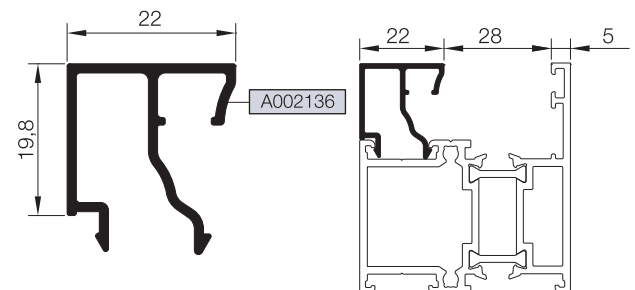
25 G 13



25 G 10



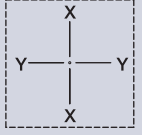
25 G 14



CAM ÇITA PROFİLLERİ
GLAZING BEAD PROFILES

RWT55+

KOD / CODE	AĞIRLIK (kg/m) / WEIGHT	L m	KOD / CODE	AĞIRLIK (kg/m) / WEIGHT	L m
25 G 15	0,282	6	25 G 08	0,309	6
25 G 16	0,287	6	25 G 19	0,317	6
25 G 17	0,292	6	25 G 20	0,327	6
25 G 18	0,300	6			



01

02

03

04

05

06

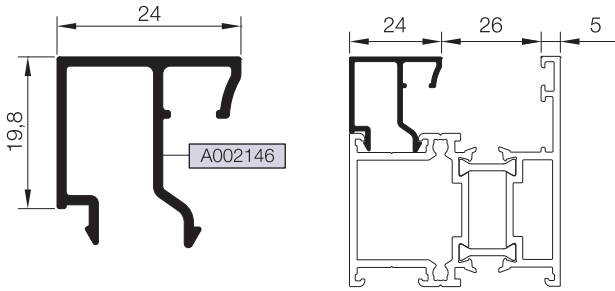
07

08

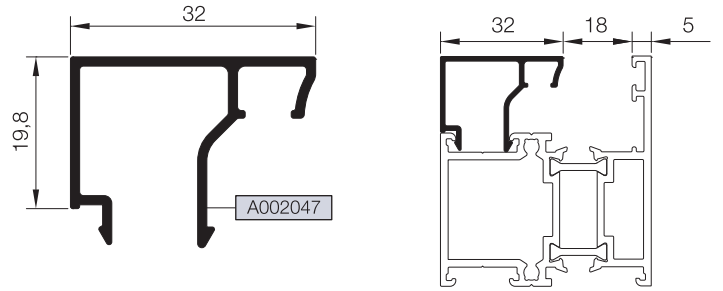
09

10

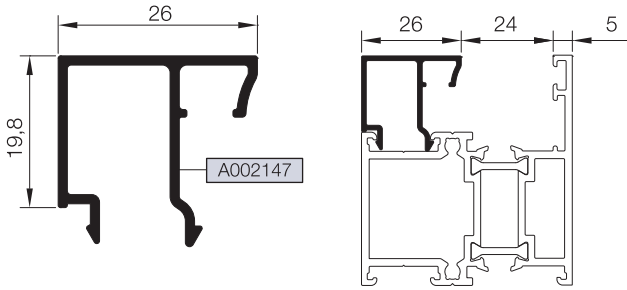
25 G 15



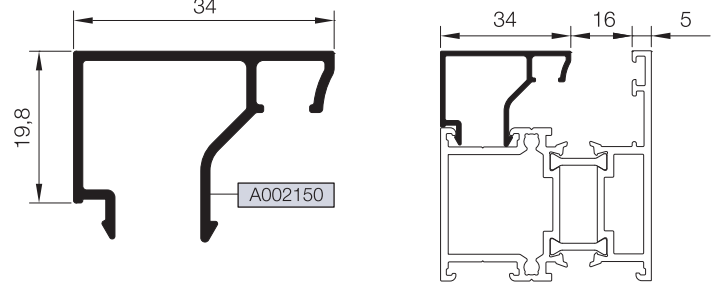
25 G 08



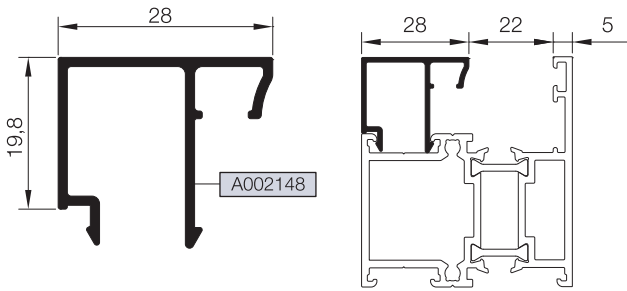
25 G 16



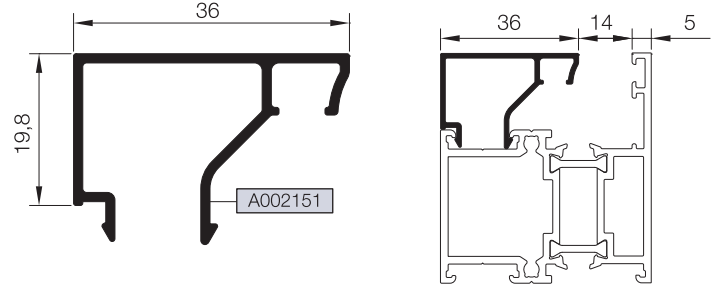
25 G 19



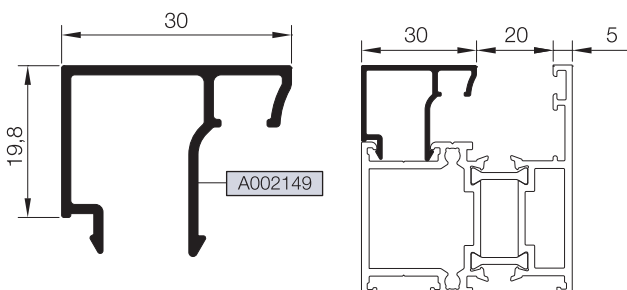
25 G 17



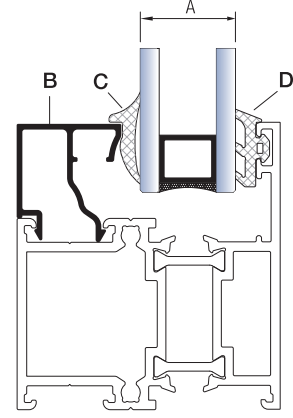
25 G 20



25 G 18



B CAM ÇİTASI GLAZING BEAD	C İÇ CAM FİTİLİ GLAZING GASKET (IN)	A CAM KALINLIĞI GLASS THICKNESS	D DIŞ CAM FİTİLİ GLAZING GASKET (OUT)
25 G 20	01.17.05	5 mm	01.11.15
25 G 20	01.17.04	6 mm	01.11.15
25 G 20	01.17.03	7 mm	01.11.15
25 G 19	01.17.04	8 mm	01.11.15
25 G 19	01.17.03	9 mm	01.11.15
25 G 08	01.17.04	10 mm	01.11.15
25 G 08	01.17.03	11 mm	01.11.15
25 G 18	01.17.04	12 mm	01.11.15
25 G 18	01.17.03	13 mm	01.11.15
25 G 17	01.17.04	14 mm	01.11.15
25 G 17	01.17.03	15 mm	01.11.15
25 G 16	01.17.04	16 mm	01.11.15
25 G 16	01.17.03	17 mm	01.11.15
25 G 15	01.17.04	18 mm	01.11.15
25 G 15	01.17.03	19 mm	01.11.15
25 G 14	01.17.04	20 mm	01.11.15
25 G 14	01.17.03	21 mm	01.11.15
25 G 13	01.17.04	22 mm	01.11.15
25 G 13	01.17.03	23 mm	01.11.15
25 G 12	01.17.04	24 mm	01.11.15
25 G 12	01.17.03	25 mm	01.11.15
25 G 09	01.17.04	26 mm	01.11.15
25 G 09	01.17.03	27 mm	01.11.15
25 G 10	01.17.04	28 mm	01.11.15
25 G 10	01.17.03	29 mm	01.11.15
25 G 11	01.17.04	30 mm	01.11.15
25 G 11	01.17.03	31 mm	01.11.15
25 G 28	01.17.05	32 mm	01.11.15
25 G 28	01.17.04	33 mm	01.11.15
25 G 21	01.17.05	34 mm	01.11.15
25 G 21	01.17.04	35 mm	01.11.15
25 G 21	01.17.03	36 mm	01.11.15



01

02

03

04

05

06

07

08

09

10

KÖŞE TAKOZ PROFİLLERİ CORNER CLEAT PROFILES

RWT55+

TAKOZLAR (CLEATS)

PROFİL KODU (PROFILE CODE)	25 L 03	25 L 14	25 L 16	25 L 25
FABRİKA KODU (FACTORY CODE)	A002021	A002059	A002061	A010539
AĞIRLIK (WEIGHT)	4,315 kg/m	3,270 kg/m	3,554 kg/m	8,384 kg/m
ÇİZİM (DRAWING)				

PROFİL KODU (PROFILE CODE)	25 L 26	25 L 67	25 L 69	
FABRİKA KODU (FACTORY CODE)	A010540	A011006	A011097	
AĞIRLIK (WEIGHT)	4,870 kg/m	3,258 kg/m	3,824 kg/m	
ÇİZİM (DRAWING)				

KÖŞE TAKOZLARI (CORNER CLEATS)				
Nr		L m	KESİM ÖLÇÜSÜ CUTTING SIZE	AKS. KODU ACS. CODE
ANT55F03	A011503	25 L 16 (A002061)	24,5 mm	310 L 16
	A011504	25 L 16 (A002061)	7,5 mm	311 L 16
ANT55V02	A011505	25 L 16 (A002061)	24,5 mm	310 L 16
	A011506	25 L 16 (A002061)	5,0 mm	312 L 16
ANT55V03	A011507	25 L 16 (A002061)	24,5 mm	310 L 16
	A011508	25 L 16 (A002061)	5,2 mm	185 L 16
ANT55V04	A011509	25 L 26 (A010540)	24,5 mm	310 L 26
	A011510	25 L 26 (A010540)	5,0 mm	312 L 26
ANT55V05	A011512	25 L 26 (A010540)	5,0 mm	312 L 26
	A011511	25 L 26 (A010540)	24,1 mm	313 L 26
ANT55V06	A011513	25 L 25 (A010539)	28,7 mm	186 L 25
	A011514	25 L 25 (A010539)	5,0 mm	312 L 25
ANT55V07	A011546	25 L 67 (A011006)	28,7 mm	186 L 67
	A011545	25 L 67 (A011006)	5,0 mm	312 L 67
ANT55V08	A011548	25 L 03 (A002021)	28,7 mm	186 L 03
	A011547	25 L 03 (A002021)	5,0 mm	312 L 03
ANT55V09	A011549	25 L 03 (A002021)	7,5 mm	311 L 03
	A011550	25 L 03 (A002021)	24,1 mm	313 L 03

KÖŞE TAKOZLARI (CORNER CLEATS)				
Nr		L m	KESİM ÖLÇÜSÜ CUTTING SIZE	AKS. KODU ACS. CODE
ANT55V10	----	25 L 64 (A010028)	28,7 mm	186 L 64
	----	25 L 64 (A010028)	5,0 mm	312 L 64
ANT55V11	----	25 L 64 (A010028)	29,1 mm	181 L 64
	----	25 L 64 (A010028)	5,2 mm	185 L 64
ANT55M02	A011563	25 L 14 (A002059)	24,5 mm	310 L 14
	A011564	25 L 14 (A002059)	7,5 mm	311 L 14
ANT55M03	A011515	25 L 16 (A002061)	24,5 mm	310 L 16
	A011516	25 L 16 (A002061)	7,5 mm	311 L 16
ANT55M04	A011503	25 L 16 (A002061)	24,5 mm	310 L 16
	A011517	25 L 16 (A002061)	7,5 mm	311 L 16
ANT55M05	A011518	25 L 26 (A010540)	24,5 mm	310 L 26
	A011519	25 L 26 (A010540)	7,5 mm	311 L 26
ANT55M07	----	25 L 63 (A002427)	24,5 mm	310 L 63
	----	25 L 63 (A002427)	7,5 mm	311 L 63
ANT55M08	----	25 L 63 (A002427)	24,9 mm	322 L 16
	----	25 L 63 (A002427)	7,9 mm	323 L 16
ANT55A01	A011520	----	----	----
	A011521	25 L 10 (A002125)	29,7 mm	317 L 10

ORTA KAYIT BAĞLANTI PROFİLLERİ

MULLION CONNECTION PROFILES

RWT55+

PROFİL KODU (PROFILE CODE)	25 J 35	25 J 36	25 J 37	
FABRİKA KODU (FACTORY CODE)	A011493	A011551	A011552	
AĞIRLIK (WEIGHT)	0,530 kg/m	0,962 kg/m	0,508 kg/m	
ÇİZİM (DRAWING)				

ORTA KAYIT BAĞLANTI (MULLION CONNECTION PIECE)				
Nr		L m	KESİM ÖLÇÜSÜ CUTTING SIZE	AKS. KODU ACS. CODE
ANT55M02	A011563	25 J 36	20,4 mm	314 J 36
	A011564	25 J 37	20,4 mm	314 J 37
ANT55M03	A011515	25 J 36	25,7 mm	281 J 36
	A011516	25 J 37	25,7 mm	281 J 37
ANT55M04	A011503	25 J 36	25,7 mm	281 J 36
	A011517	25 J 37	25,7 mm	281 J 37
ANT55M05	A011518	25 J 36	45,7 mm	304 J 36
	A011519	25 J 37	45,7 mm	304 J 37

ORTA KAYIT BAĞLANTI (MULLION CONNECTION PIECE)				
Nr		L m	KESİM ÖLÇÜSÜ CUTTING SIZE	AKS. KODU ACS. CODE
ANT55M07	-----	25 J 36	14,8 mm	324 J 36
	-----	25 J 37	14,8 mm	324 J 37
ANT55M08	-----	25 J 36	14,8 mm	324 J 36
	-----	25 J 37	14,8 mm	324 J 37
ANT55K01	A011524	25 J 36	58,7 mm	315 J 36
	A011525	25 J 37	58,7 mm	315 J 37

STOKTA BULUNAN SİSTEM PROFİLLERİNİN LİSTESİ (LIST OF SYSTEM PROFILES IN STOCK)

Nr		MIN. SİPARİŞ MİKTARI MIN. ORDER QUANTITY
ANT55F03	A011503	75 kg
	A011504	75 kg
ANT55V02	A011505	75 kg
	A011506	75 kg
ANT55V03	A011507	75 kg
	A011508	75 kg
ANT55V05	A011512	75 kg
	A011511	75 kg
ANT55M02	A011563	75 kg
	A011564	75 kg
ANT55M03	A011515	75 kg
	A011516	75 kg
ANT55M04	A011503	75 kg
	A011517	75 kg
ANT55K01	A011524	75 kg
	A011525	75 kg
ANT55A01	A011520	75 kg
	A011521	75 kg

* STOKTA BULUNMAYAN TÜM PROFİLLER İÇİN MINIMUM SİPARİŞ MİKTARI 300*KG'DIR.
MINIMUM ORDER QUANTITY FOR ALL THE PROFILES THAT ARE NOT IN STOCK IS 300 KG.

MİMARİ KATALOG

ARCHITECTURAL CATALOGUE

Alüminyum Kapı Pencere ve Giydirme Cephe Sistemleri
Aluminium Window Doors and Facade Systems



Rescara Sistem Detayları
Rescara System Details

RWWT55+

DETAYLAR

DETAILS

01

02

03

04

05

06

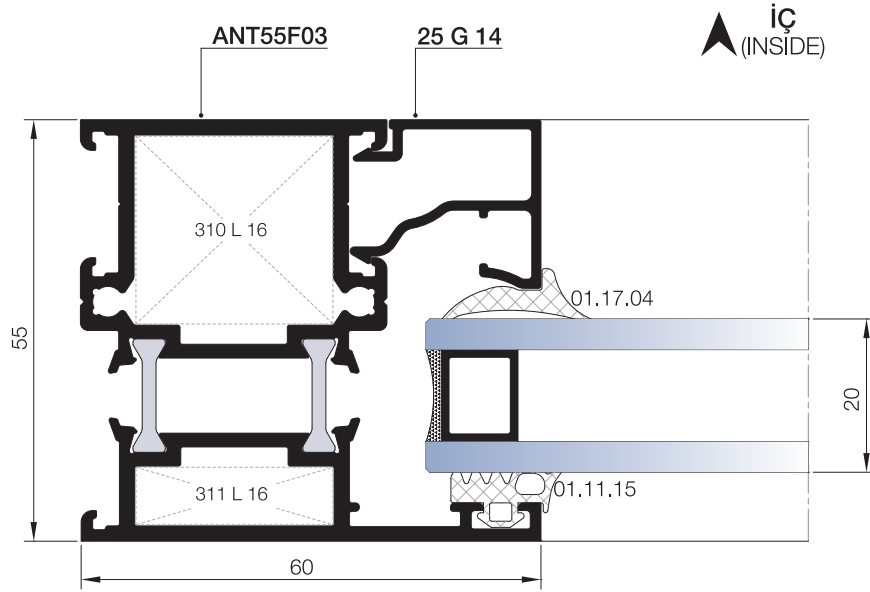
07

08

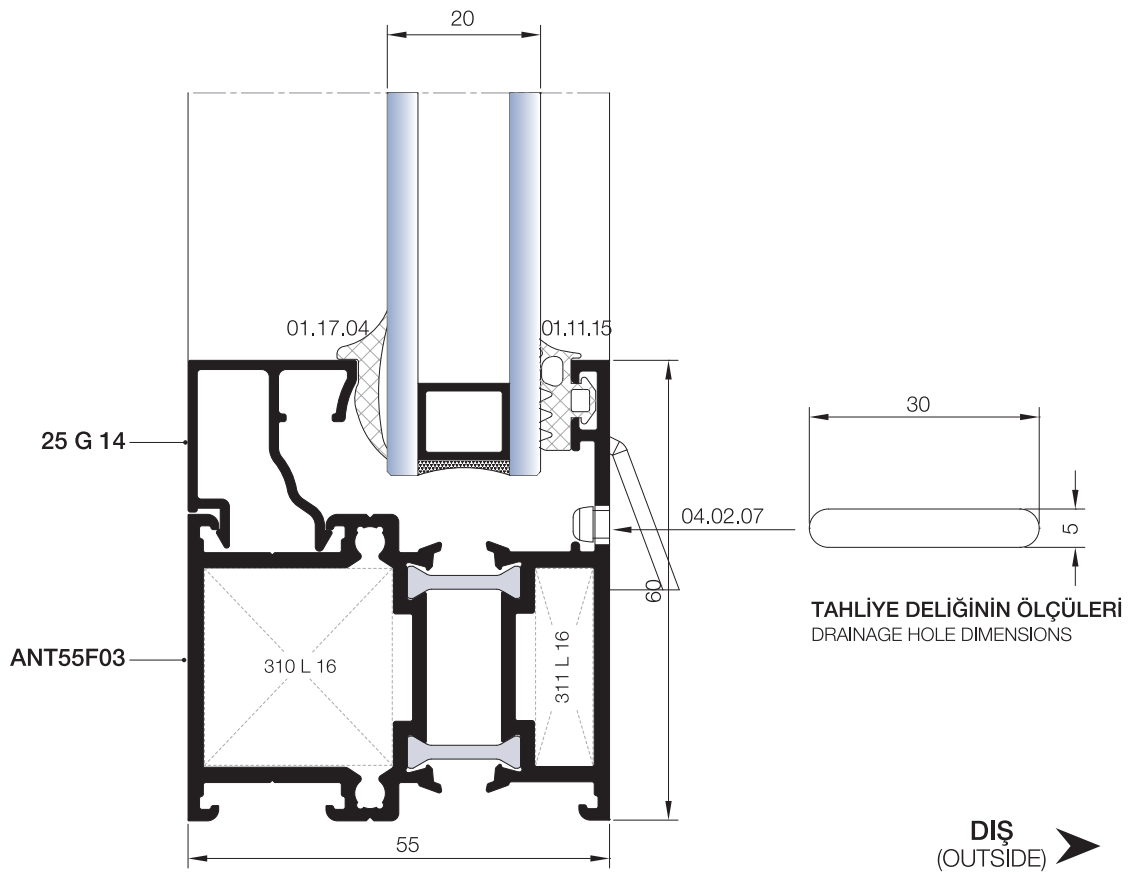
09

10

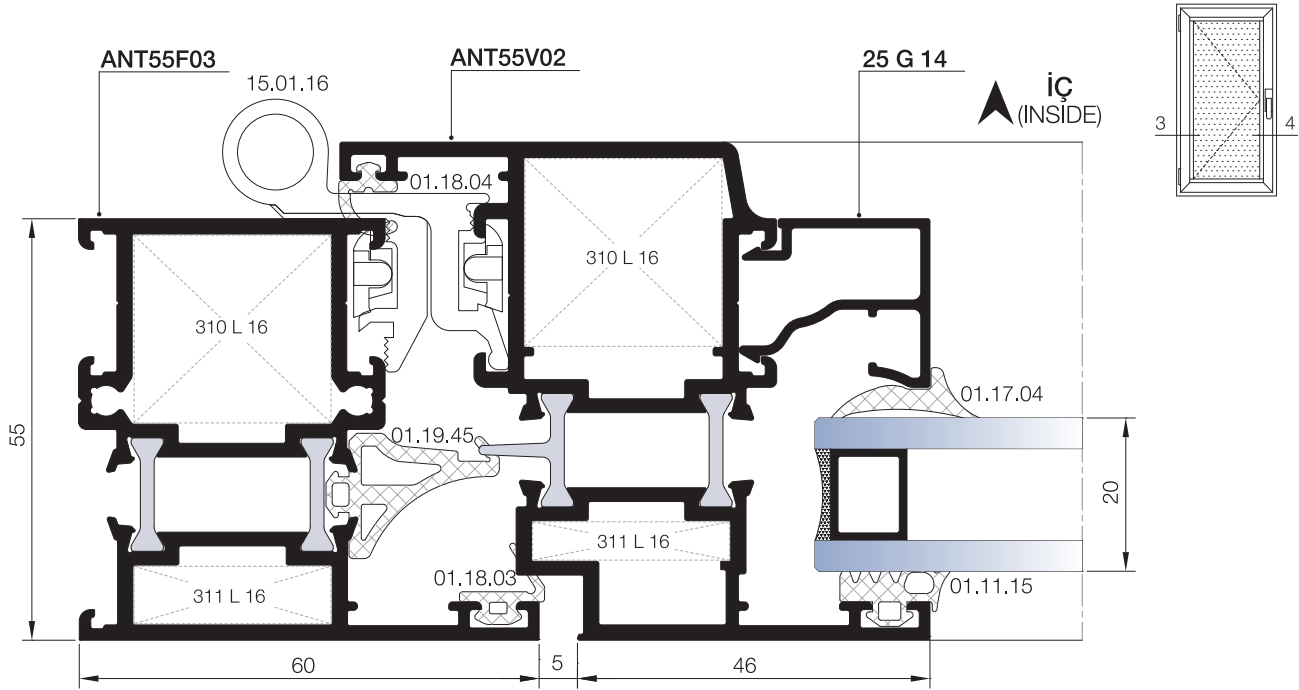
- 01
- 02
- 03
- 04
- 05
- 06
- 07
- 08
- 09
- 10



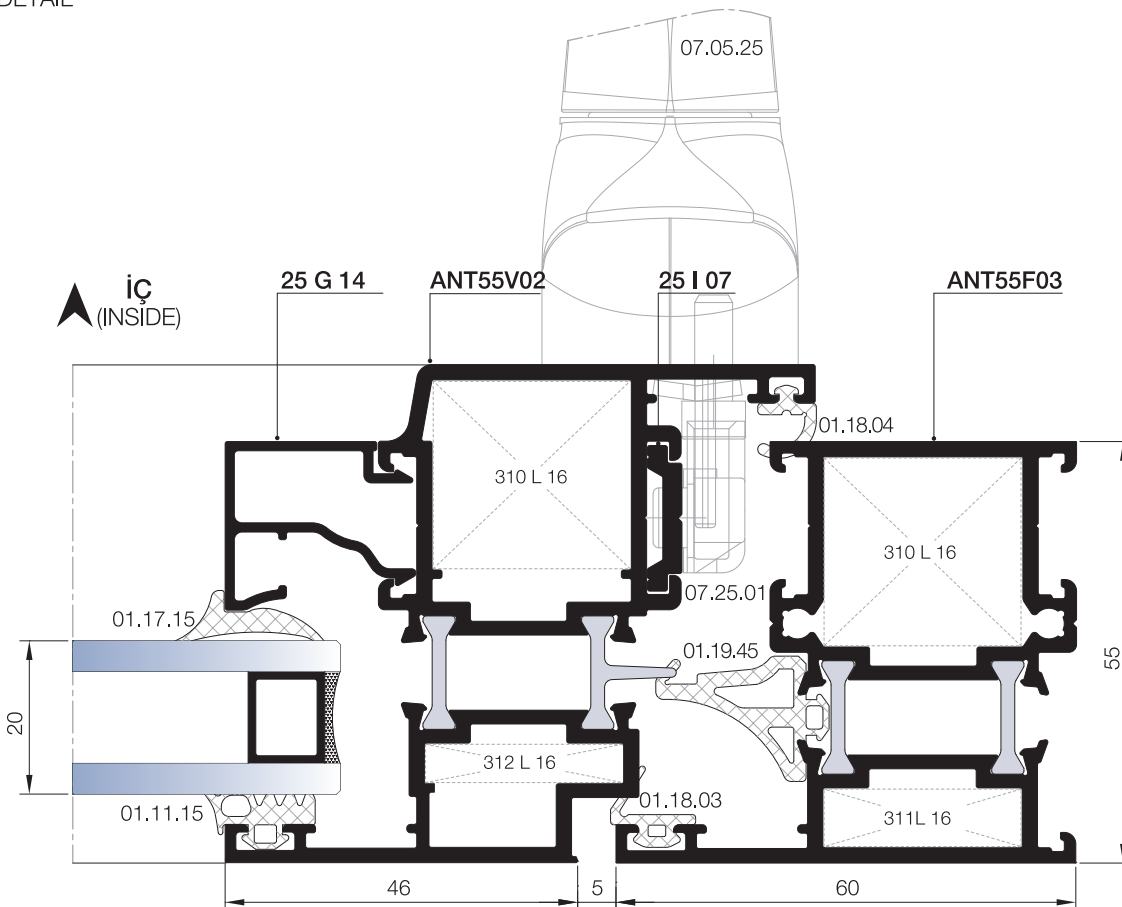
① DETAYI
DETAIL



② DETAYI
DETAIL



③ DETAYI
DETAIL



④ DETAYI
DETAIL

01
02
03
04
05
06
07
08
09
10

01

02

03

04

05

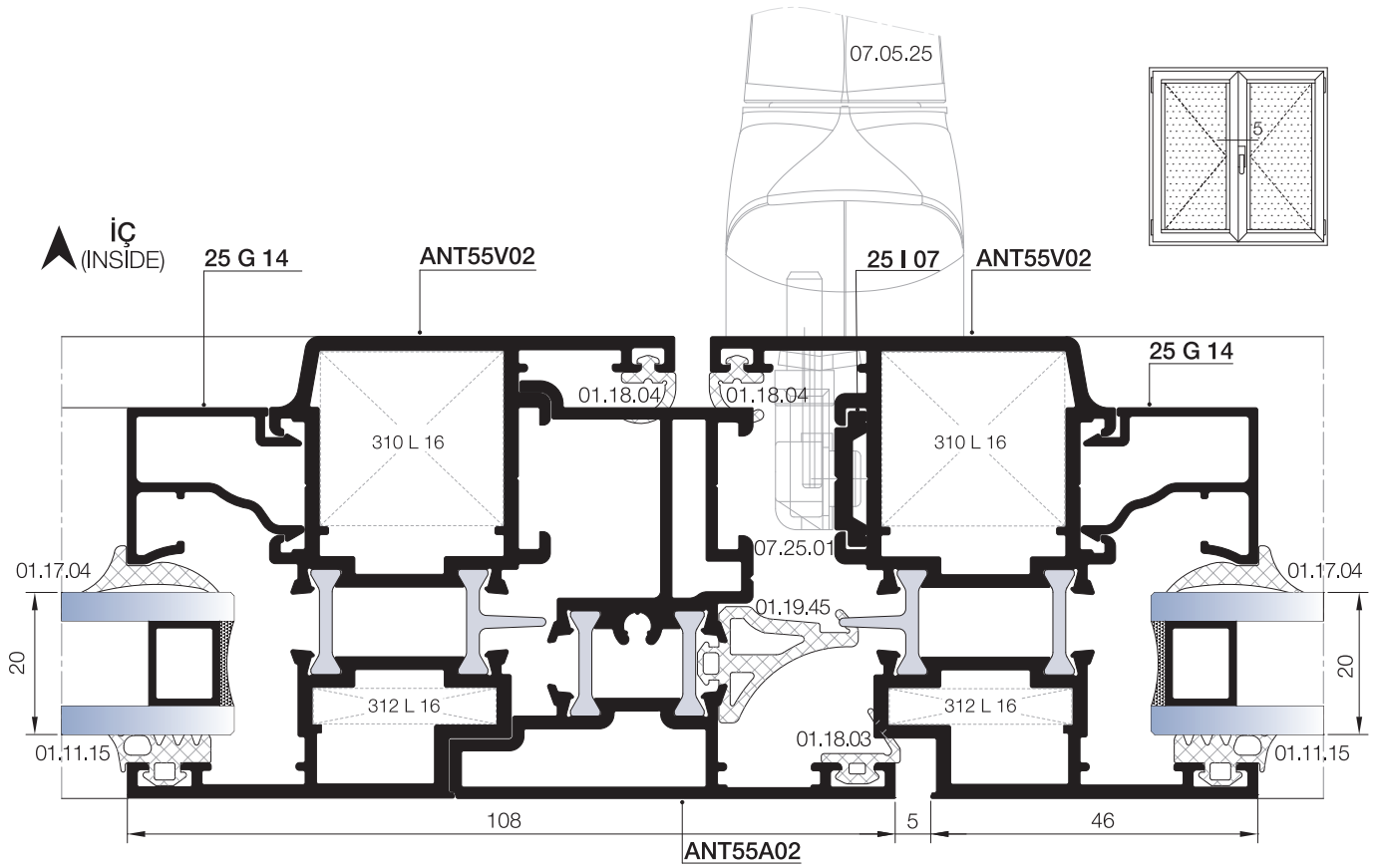
06

07

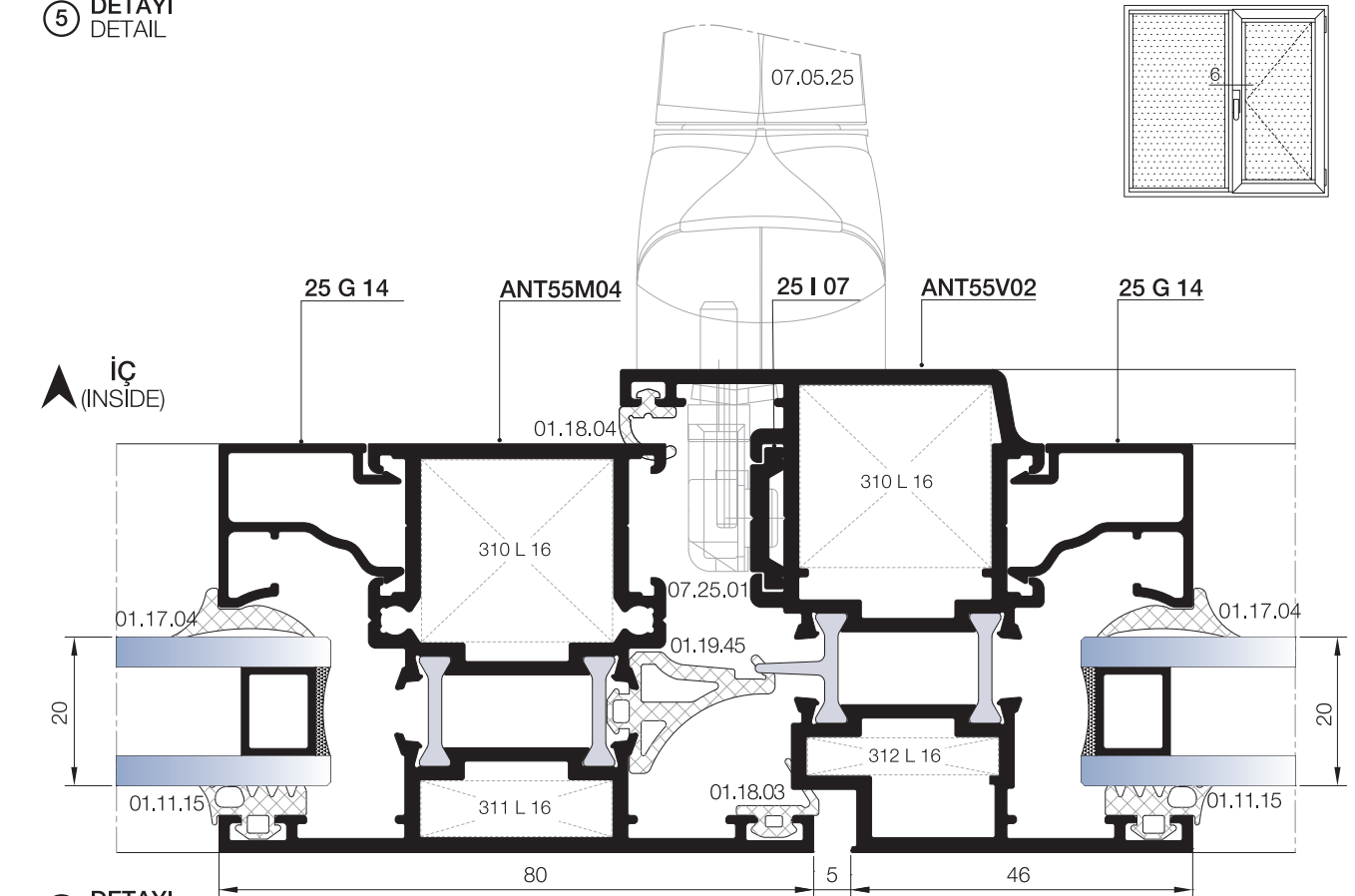
08

09

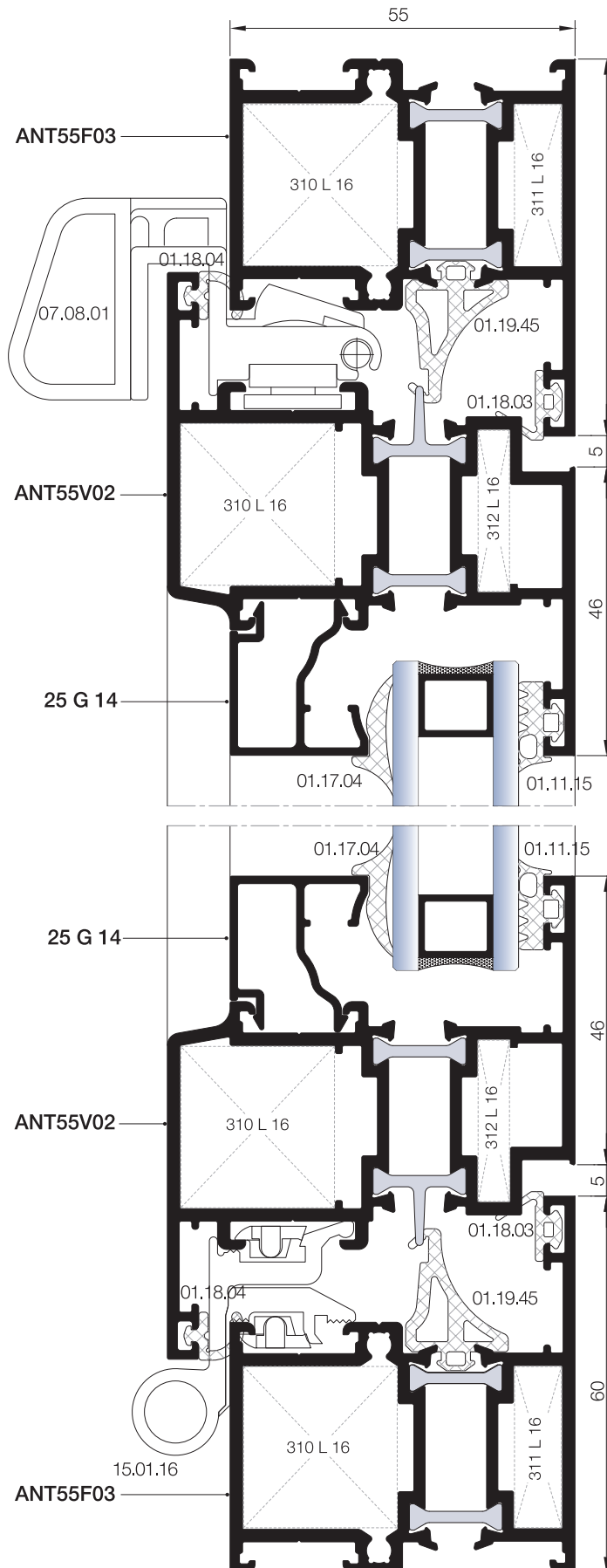
10



5 DETAYI
DETAIL



6 DETAYI
DETAIL



⑦ DETAYI
DETAIL

⑧ DETAYI
DETAIL

DIŞ
(OUTSIDE) ➔

01

02

03

04

05

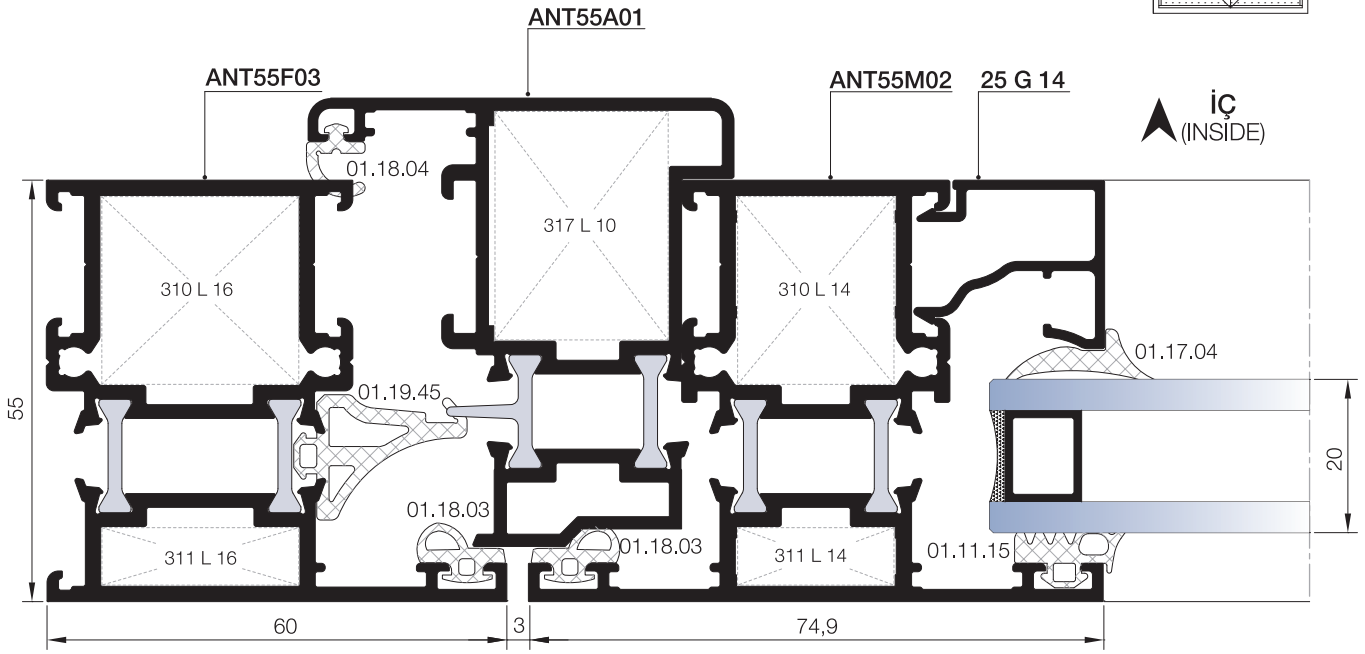
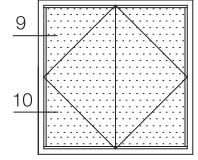
06

07

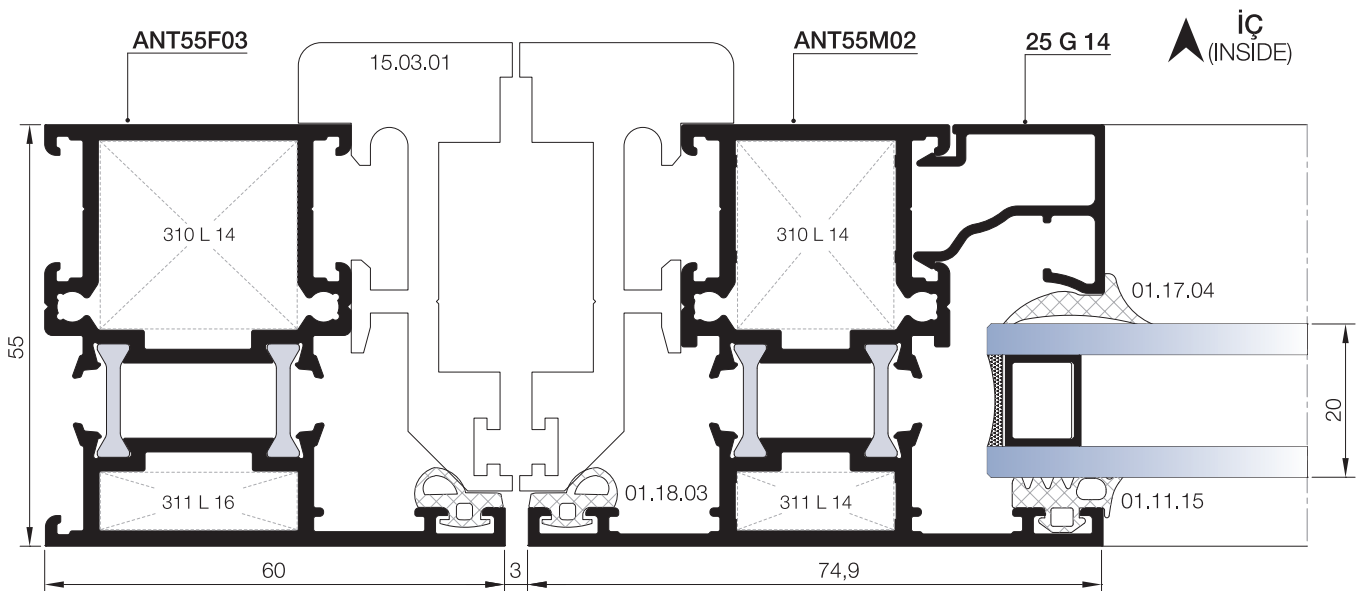
08

09

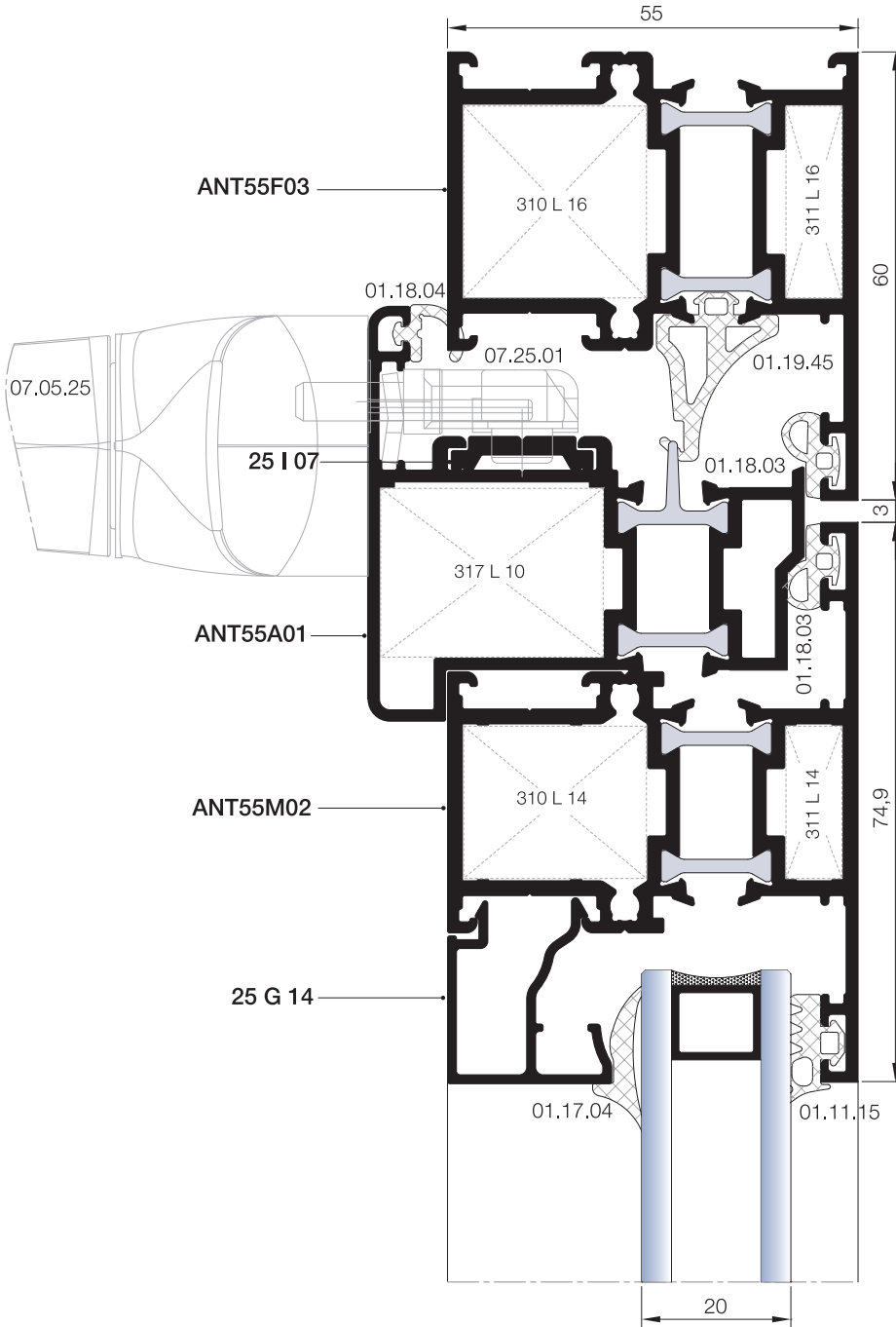
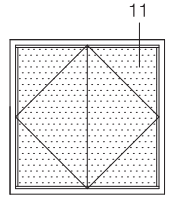
10



9 DETAYI
DETAIL



10 DETAYI
DETAIL



11 DETAYI
DETAIL

DIŞ
(OUTSIDE) ➔

01

02

03

04

05

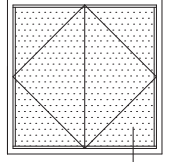
06

07

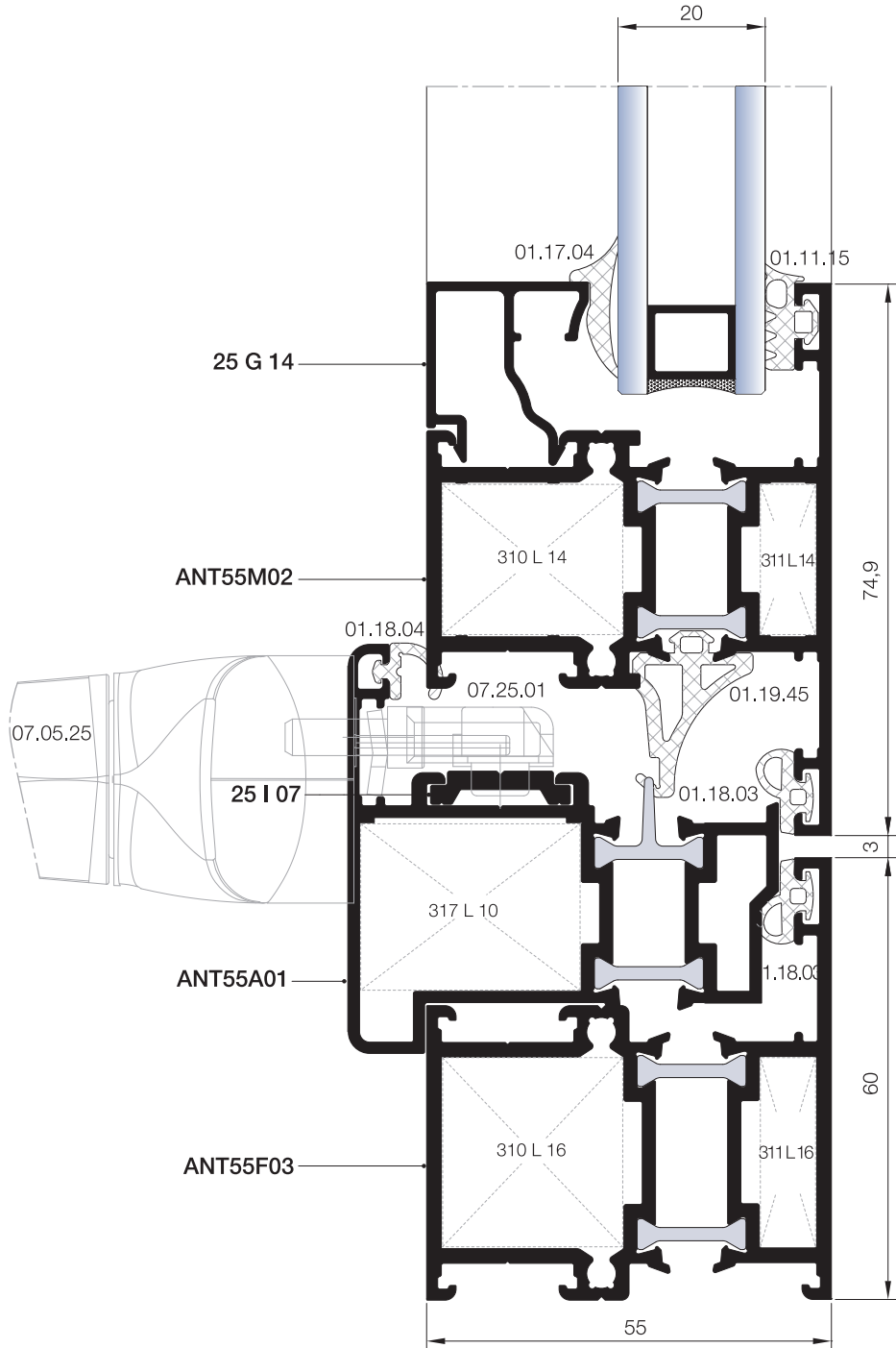
08

09

10



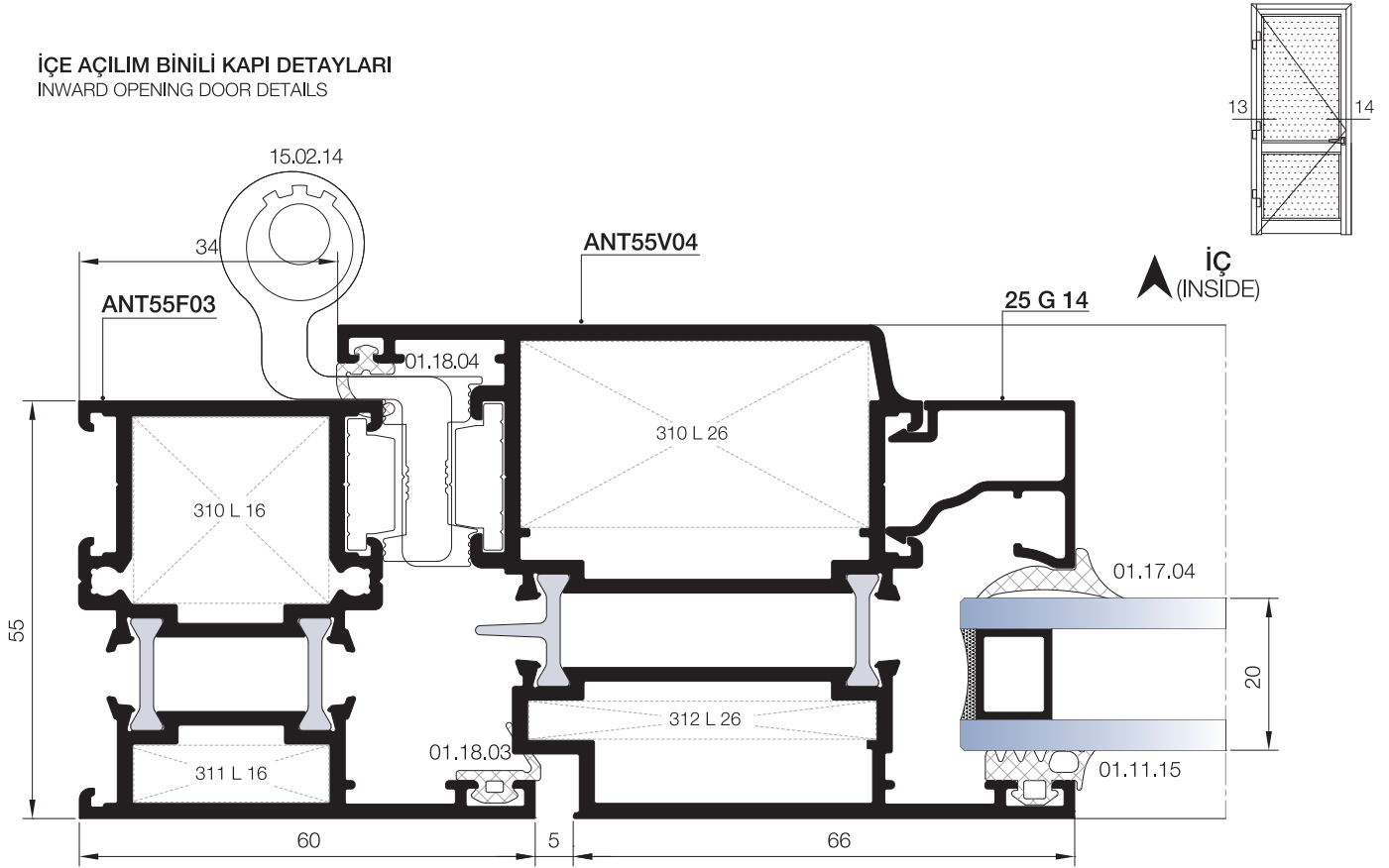
12



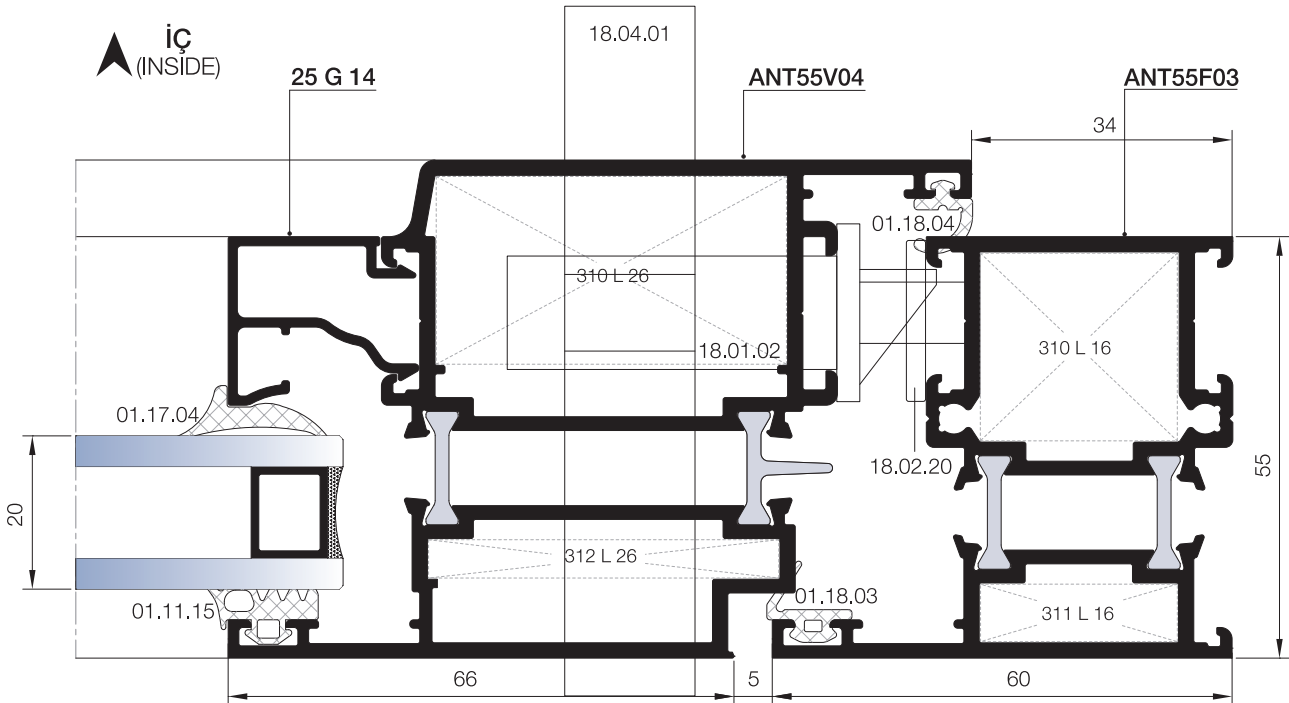
12 DETAYI
DETAIL

DIŞ
(OUTSIDE) ➤

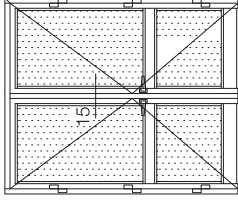
İÇE AÇILIM BİNLİ KAPI DETAYLARI
INWARD OPENING DOOR DETAILS



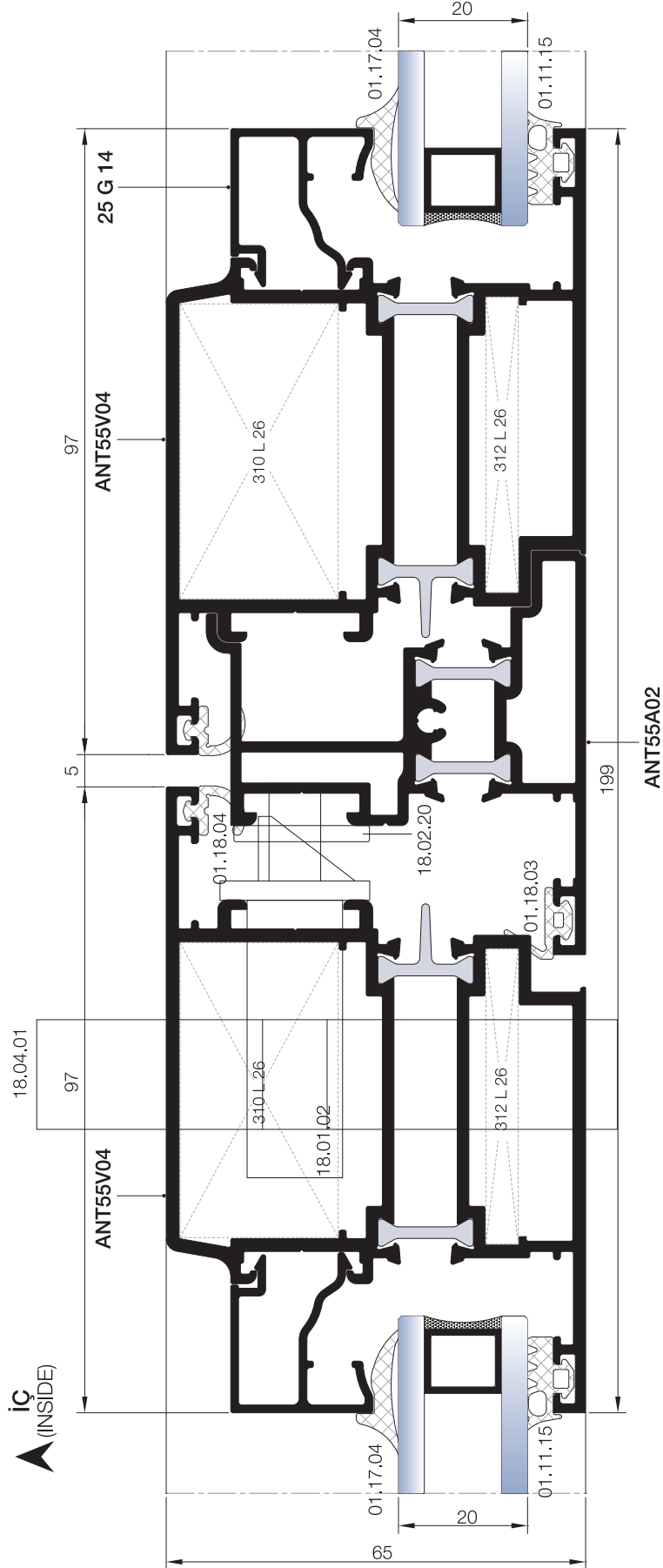
13 DETAYI
DETAIL

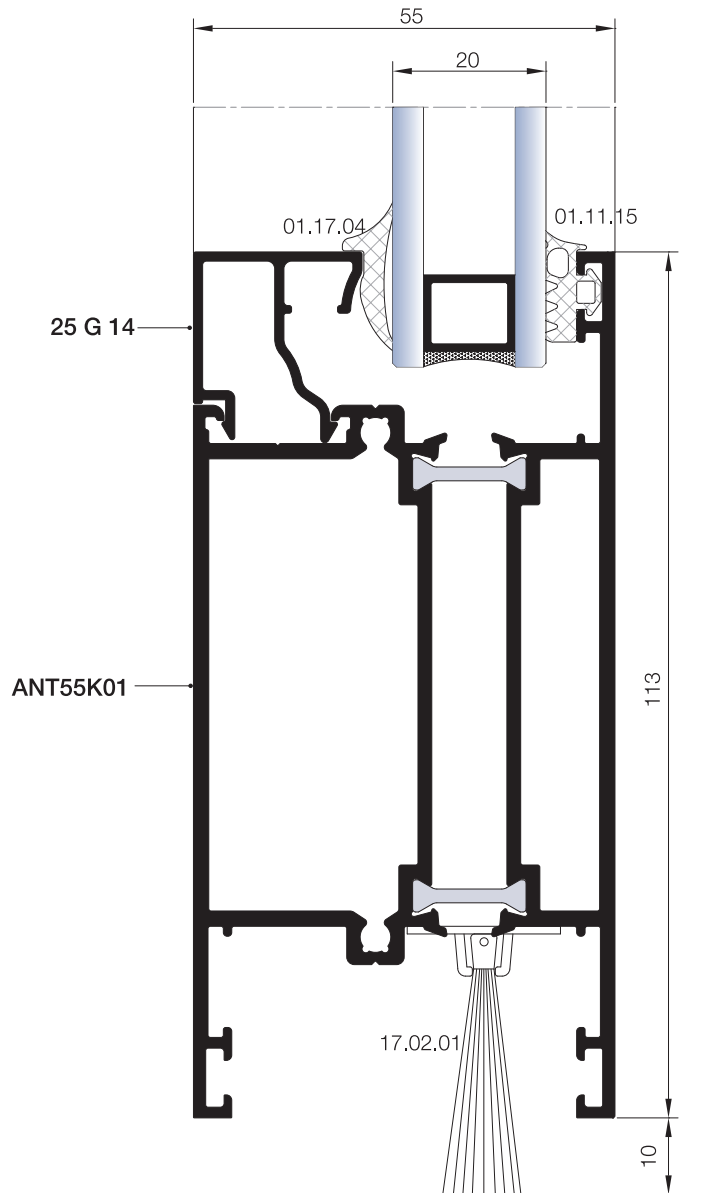
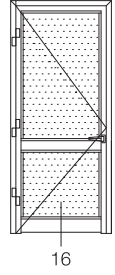


14 DETAYI
DETAIL

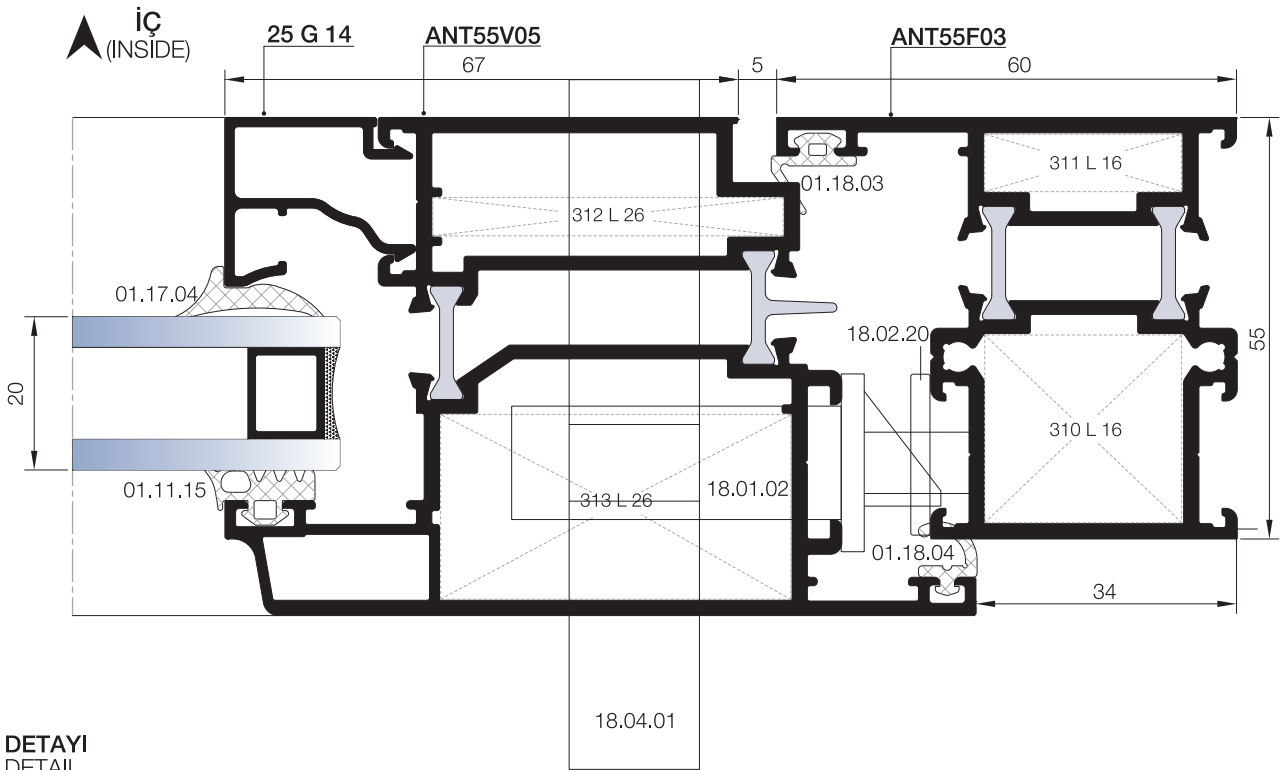
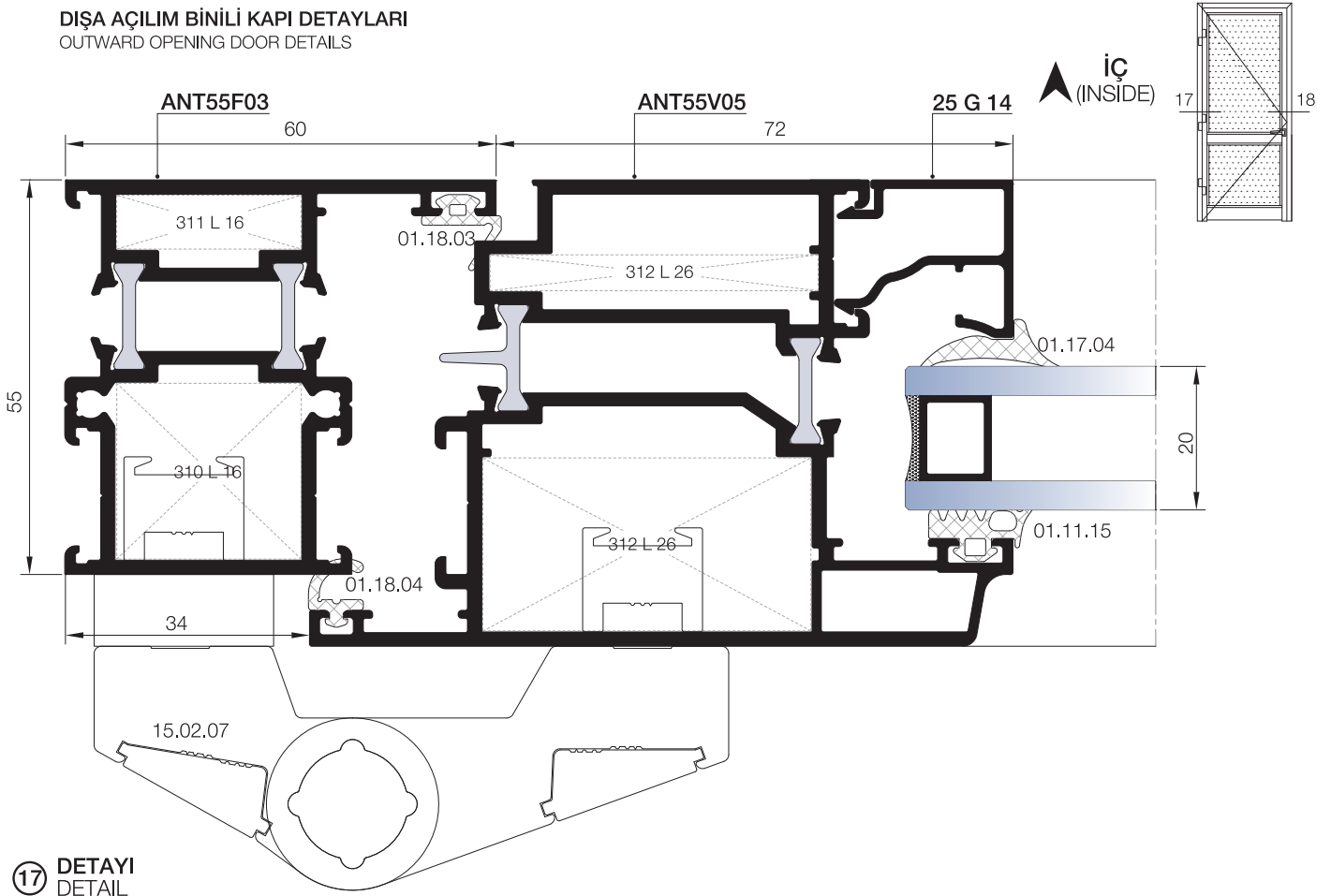


İÇE AÇILIM BİNLİLİ KAPI DETAYLARI
INWARD OPENING DOOR DETAILS





DIŐA AÇILIM BİNİLİ KAPI DETAYLARI
OUTWARD OPENING DOOR DETAILS



MİMARİ KATALOG

ARCHITECTURAL CATALOGUE

Alüminyum Kapı Pencere ve Giydirme Cephe Sistemleri
Aluminium Window Doors and Facade Systems



Rescara Sistem Detayları
Rescara System Details

RWWT55+

AKSESUARLAR

ACCESSORIES

01

02

03

04

05


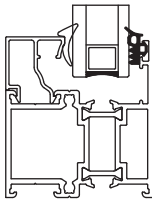

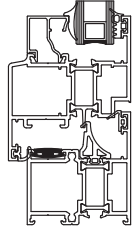

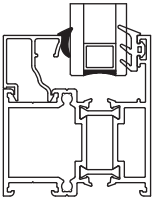

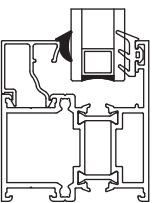

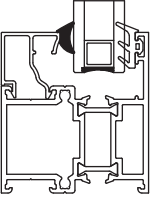

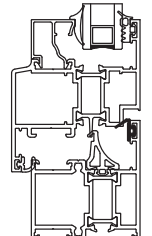

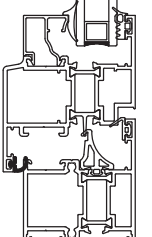

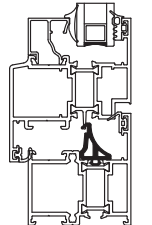
06

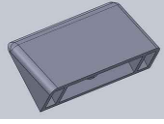
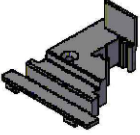

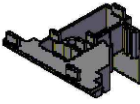

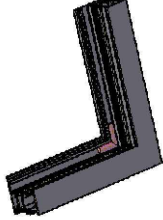
07

08

09

10

01		01.11.15 DIŞ CAM FİTİLİ 4mm OUTSIDE GLAZING GASKET 4mm Malzeme / Material : EPDM Ağırlık / Weight : 78 gr/m Paket / Package : 190 m / 15 kg			01.19.06 ÇITA KANAL FİTİLİ ADAPTER GASKET Malzeme / Material : EPDM Ağırlık / Weight : 80 gr/m Paket / Package : 185 m / 15 kg	
02						
03		01.17.03 İÇ CAM FİTİLİ 3mm boşluk için INSIDE GLAZING GASKET for 3mm space Malzeme / Material : EPDM Ağırlık / Weight : 60 gr/m Paket / Package : 250 m / 15 kg				
04		01.17.04 İÇ CAM FİTİLİ 4mm boşluk için INSIDE GLAZING GASKET for 4mm space Malzeme / Material : EPDM Ağırlık / Weight : 69 gr/m Paket / Package : 215 m / 15 kg				
05						
06		01.17.05 İÇ CAM FİTİLİ 5mm boşluk için INSIDE GLAZING GASKET for 5mm space Malzeme / Material : EPDM Ağırlık / Weight : 90 gr/m Paket / Package : 165 m / 15 kg				
07						
08		01.18.03 DIŞ BİNİ FİTİLİ OUTSIDE ACOUSTICAL GASKET Malzeme / Material : EPDM Ağırlık / Weight : 40 gr/m Paket / Package : 375 m / 15 kg				
09		01.18.04 İÇ BİNİ FİTİLİ INSIDE ACOUSTICAL GASKET Malzeme / Material : EPDM Ağırlık / Weight : 40 gr/m Paket / Package : 375 m / 15 kg				
10		01.19.45 TOZLUK FİTİLİ CENTRAL GASKET Malzeme / Material : EPDM Ağırlık / Weight : 40 gr/m Paket / Package : 95m / 15 kg				

	<p>04.02.07</p> <p>TAHLİYE KAPAĞI DRAINAGE COVER</p> <p>Malzeme / Material : PVC Renk / Color : Siyah / Black</p>				
	<p>04.06.58</p> <p>ADAPTÖR KAPAĞI ADAPTER CAP</p> <p>Malzeme / Material : PVC Renk / Color : Siyah / Black N55A02 için / for N55A02</p>				
	<p>04.06.59</p> <p>ADAPTÖR KAPAĞI ADAPTER CAP</p> <p>Malzeme / Material : PVC Renk / Color : Siyah / Black N55A02 için / for N55A02</p>				
	<p>04.07.18</p> <p>PVC KÖŞE ÇAVUŞU CORNER CLEAT (PVC)</p> <p>Malzeme / Material : PVC Renk / Color : Siyah / Black</p>				

01

02

03

04

05

06

07

08

09

10

PENCERE MENTEŞELERİ / WINDOW HINGES



15.01.16

GIESSE PENCERE MENTEŞESİ
GIESSE HINGE FOR WINDOWS

Renk / Color : Siyah-Beyaz-Gri-Eloksal
Black-White-Grey-Anodised

75 kg için 2 adet, 85 kg için 3 adet kullanılmaktadır. / Should be used 2 for 75 kg, 3 for 85 kg.
EN 1935:2002

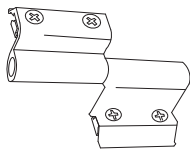


15.01.03

RESCARA PENCERE MENTEŞESİ
HINGE FOR WINDOWS

Renk / Color : Siyah-Beyaz-Gri
Black-White-Grey

75 kg için 2 adet, 85 kg için 3 adet kullanılmaktadır. / Should be used 2 for 75 kg, 3 for 85 kg.
EN 1935:2002

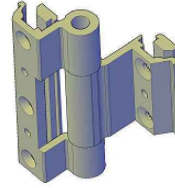


15.01.08

YERLİ PENCERE MENTEŞESİ
LOCAL HINGE FOR WINDOWS

Renk / Color : Siyah-Beyaz-Gri-Eloksal
Black-White-Grey-Anodised

50 kg için 2 adet kullanılmaktadır. / Should be used 2 for 50 kg.
Max. kanat ölçüsü 900x1300 / Max. vent dimension 900x1300
TS EN 1935

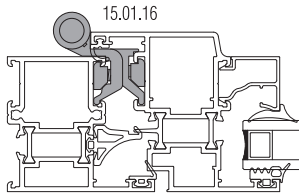


15.01.12

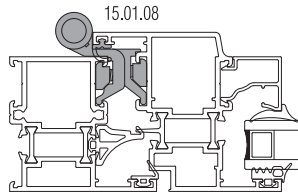
YERLİ PENCERE MENTEŞESİ
LOCAL HINGE FOR WINDOWS

Renk / Color : Siyah-Beyaz-Gri-Eloksal
Black-White-Grey-Anodised

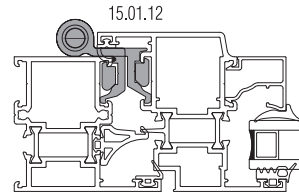
TS EN 1935



15.01.16



15.01.08



15.01.12

Ölçek/Scale: 1/3

KAPI MENTEŞELERİ / DOOR HINGES



15.02.14

GIESSE KAPI MENTEŞESİ
GIESSE HINGE FOR DOORS

Renk / Color : Siyah-Beyaz-Eloksal
Black-White-Anodised

100 kg için 2 adet, 120 kg için 3 adet kullanılmaktadır. / Should be used 2 for 100 kg, 3 for 120 kg.
EN 1935

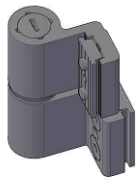


15.02.09

YERLİ KAPI MENTEŞESİ
LOCAL HINGE FOR DOORS

Renk / Color : Siyah-Beyaz-Gri-Eloksal
Black-White-Grey-Anodised

85 kg için 3 adet kullanılmaktadır. / Should be used 3 for 85 kg.
Max. kanat ölçüsü 900x2200 / Max. vent dimension 900x2200
EN 1935




15.02.12

YERLİ KAPI MENTEŞESİ
LOCAL HINGE FOR DOORS

Renk / Color : Siyah-Beyaz-Gri-Eloksal
Black-White-Grey-Anodised

100 kg için 3 adet kullanılmaktadır. / Should be used 3 for 100 kg.
Max. kanat ölçüsü 900x2300 / Max. vent dimension 900x2300
TS EN 1935

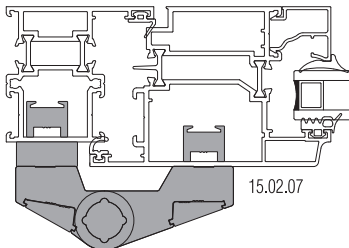


15.02.07

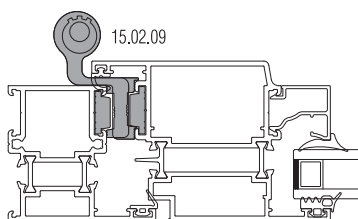
YERLİ KAPI MENTEŞESİ
LOCAL HINGE FOR DOORS

Renk / Color : Siyah-Beyaz-Gri-Eloksal
Black-White-Grey-Anodised

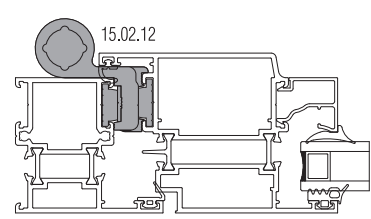
100 kg için 2 adet kullanılmaktadır. / Should be used 2 for 100 kg.
Max. kanat ölçüsü 900x2200 / Max. vent dimension 900x2200
TS EN 1935



15.02.07



15.02.09



15.02.12

Ölçek/Scale: 1/3

ÇİFT EKSEN MEKANİZMALARI / TILT & TURN MECHANISM

			<p>GIESSE FUTURA ÇİFT AÇILIM SETİ 80 kg GIESSE TILT & TURN MECHANISM 80 kg</p> <p>Renk / Color : Siyah-Beyaz-Gri Black-White-Grey</p>	
	<p>GIESSE ÇİFT AÇILIM SETİ GIESSE TILT & TURN MECHANISM</p>	<p>KANAT GENİŞLİĞİ SASH WIDTH</p>	<p>KANAT YÜKSEKLİĞİ SASH HEIGHT</p>	<p>KANAT AĞIRLIĞI SASH WEIGHT</p>
07.06.62	410 - 569 mm	600 - 1200 mm	80 kg	Çift Açılım Seti Tip 1 / Tilt & Turn Mechanism Style 1
07.06.63	410 - 569 mm	1201 - 2500 mm	80 kg	Çift Açılım Seti Tip 1+ Arka Kilitleme / Tilt & Turn Mechanism Style 1+Additional Tilt&Turn (Back)
07.06.64	570 - 1000 mm	600 - 1200 mm	80 kg	Çift Açılım Seti Tip 2 / Tilt & Turn Mechanism Style 2
07.06.65	570 - 1000 mm	1201 -2500 mm	80 kg	Çift Açılım Seti Tip 2 + Arka Kilitleme / Tilt & Turn Mechanism Style 2+Additional Tilt&Turn (Back)
07.06.66	1001 - 1700 mm	600 - 1200 mm	80 kg	Çift Açılım Seti Tip 2 + Alt Kilitleme + İlave Makas / Tilt & Turn Mechanism Style 2+Additional Tilt&Turn (Down)+Additional Arm
07.06.67	1001 - 1700 mm	1201 - 2500 mm	80 kg	Çift Açılım Seti + Alt Kilitleme + Arka Kilitleme + İlave Makas / Tilt & Turn Mechanism+Additional Tilt&Turn (Down)+Additional Tilt & Turn (Back)+Additional Arm

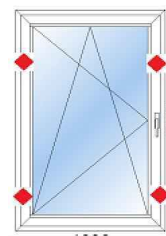
			<p>GIESSE FUTURA ÇİFT AÇILIM SETİ 130 kg GIESSE TILT & TURN MECHANISM 130 kg</p> <p>Renk / Color : Siyah-Beyaz-Gri Black-White-Grey</p> <p>*** Stok Sorulmalıdır.</p>	
	<p>GIESSE ÇİFT AÇILIM SETİ GIESSE TILT & TURN MECHANISM</p>	<p>KANAT GENİŞLİĞİ SASH WIDTH</p>	<p>KANAT YÜKSEKLİĞİ SASH HEIGHT</p>	<p>KANAT AĞIRLIĞI SASH WEIGHT</p>
07.06.68	410 - 569 mm	600 - 1200 mm	130 kg	Çift Açılım Seti Tip 1 / Tilt & Turn Mechanism Style 1
07.06.69	410 - 569 mm	1201 - 3000 mm	130 kg	Çift Açılım Seti Tip 1+ Arka Kilitleme / Tilt & Turn Mechanism Style 1 + Additional Tilt&Turn (Back)
07.06.70	701 - 1000 mm	600 - 1200 mm	130 kg	Çift Açılım Seti Tip 2 / Tilt & Turn Mechanism Style 2
07.06.71	701 - 1000 mm	1201 - 3000 mm	130 kg	Çift Açılım Seti Tip 2 + Arka Kilitleme / Tilt & Turn Mechanism Style 2+ Additional Tilt&Turn (Back)
07.06.72	1001 - 1800 mm	600 - 1200 mm	130 kg	Çift Açılım Seti Tip 2+ İlave Makas + Alt Kilitleme / Tilt & Turn Mechanism Style 2+Additional Arm+Additional Tilt&Turn (Down)
07.06.73	1001 - 1800 mm	1201 - 3000 mm	130 kg	Çift Açılım Seti Tip 2+ İlave Makas + Alt Kilitleme + Arka Kilitleme / Tilt & Turn Mechanism Style 2+Additional Arm+Additional Tilt&Turn (Down)+Additional Tilt&Turn (Back)



07.06.60

İTHAL ÇİFT AÇILIM SETİ
TILT&TURN MECHANISM



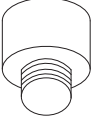
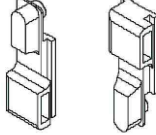

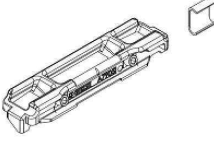
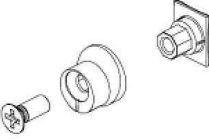
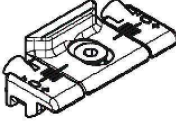

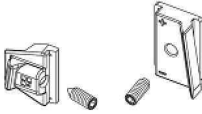

Renk / Color : Siyah-Beyaz-Gri
Black-White-Grey

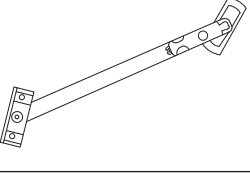



Kanat Genişliği: 570 - 1000 mm
Kanat Yüksekliği: 400 - 1200 mm

Sash Width: 570 - 1000 mm
Sash Height: 400 - 1200 mm

PENCERE KOLLARI / WINDOW HANDLES

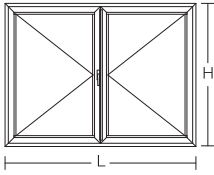
 <p>07.05.12 RESCARA İSPANYOLET KOL (ÇİFT DİLLİ) HANDLE FOR WINDOWS (DOUBLE RAIL) Renk / Color : Siyah-Beyaz-Gri Black-White-Grey</p> <p>EN 1670</p>	 <p>07.05.25 GIESSE İSPANYOLET KOL (ÇİFT DİLLİ) GIESSE HANDLE FOR WINDOWS (DOUBLE RAIL) Renk / Color : Siyah-Beyaz-Gri Black-White-Grey</p> <p>UNI CEI EN ISO / IEC 17050</p>
 <p>07.13.02 ORTA GÖBEK PİMİ CENTRAL LOCK PIN</p> <p>07.05.12 Kol için / For handle 07.05.12</p>	 <p>07.25.01 GIESSE TİJ BAĞLANTI PARÇASI GIESSE CONNECTION ROD Renk / Color : Siyah-Black Malzeme / Material : Polyamid-Polyamide</p> <p>07.05.25 Kol için / For handle 07.05.25</p>
 <p>18.03.08 GIESSE AYARLI SÜRÜCÜ GIESSE ADJUSTABLE BOLT Malzeme / Material: Zamak/Zamak</p> <p>EN 12051:2001</p>	 <p>18.06.01 GIESSE KARŞILIK GIESSE STRIKER Malzeme / Material: Paslanmaz Çelik ve Zamak Stainless Steel & Zamak</p>
 <p>07.13.06 GIESSE PİM GIESSE ADJUSTABLE LOCKING PAWL Malzeme / Material: Zamak/Zamak</p>	 <p>07.09.07 GIESSE AYARLI PİM KARŞILIĞI GIESSE ADJUSTABLE SINGLE STRIKER Malzeme / Material: Zamak/Zamak</p>
 <p>07.21.02 GIESSE KÖŞE DÖNME GIESSE CORNER DRIVE Malzeme / Material: Zamak/Zamak</p>	 <p>07.09.08 GIESSE ARKA KİLİTLEME GIESSE BURGLAR BOLT Malzeme / Material: Zamak/Zamak</p>
 <p>18.07.01 SÜRGÜ SETİ GIESSE BOLT FOR COMBINED WING Malzeme / Material: Zamak-Polyamid Zamak & Polyamide</p> <p>Pasif kanat için / For secondary sash</p>	

	<p>07.07.02</p> <p>VASİSTAS MAKAS ARM FOR BOTTOM-HUNG WINDOWS</p> <p>Renk / Color : Siyah-Beyaz-Gri Black-White-Grey</p>		<p>07.08.01</p> <p>VASİSTAS MANDAL DEVICE FOR CLOSING BOTTOM-HUNG WINDOWS</p> <p>Renk / Color : Siyah-Beyaz-Gri Black-White-Grey</p>
---	--	---	--

KOD CODE	AÇIKLAMA DESCRIPTION	***KOL VE KİLİTLEME SETİ SEÇİM TABLOSU HANDLE AND LOCKING KIT TABLE			
		L<1000 H<1200		L>1000 H>1200	
07.05.12	ÇİFT DİLLİ İSPANYOLET KOL DOUBLE RAIL HANDLE	1		1	
07.05.25	GIESSE ÇİFT DİLLİ KOL GIESSE DOUBLE RAIL HANDLE		1		1
07.13.02	ORTAGÖBEK PİMİ CENTRAL LOCK PIN	1		1	
07.25.01	GIESSE KOL BAĞLANTI PARÇASI GIESSE ROD CONNECTION PIECES		1		1
18.03.08	GIESSE AYARLANABİLİR SÜRGÜ GIESSE ADJUSTABLE BOLT	2	2		
18.06.01	GIESSE KARŞILIK GIESSE DOUBLE STRIKER	2	2		
07.21.02	GIESSE KÖŞE DÖNME PARÇASI GIESSE CORNER DRIVE			2	2
07.13.06	GIESSE PİM GIESSE ADJUSTABLE LOCKING PAWL			4	4
07.09.07	GIESSE AYARLI PİM KARŞILIĞI GIESSE ADJUSTABLE SINGLE STRIKER			4	4

*** Giesse kol ve kilitleme aksesuarları 25 I 07 tij profili ile kullanılmalıdır.

Giesse handle and locking accessories should be used with 25 I 07 rod profile



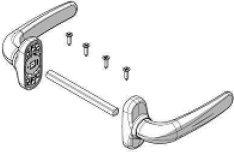
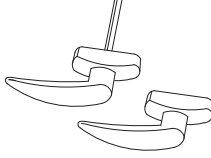










*** KOL VE KİLİTLEME SETİ SEÇİM TABLOSU
HANDLE AND LOCKING KIT TABLE

		L<1000 H<1200		L>1000 H>1200	
KOD CODE	AÇIKLAMA DESCRIPTION	07.05.12 kol ile with 07.05.12 handle	07.05.25 kol ile with 07.05.25 handle	07.05.12 kol ile with 07.05.12 handle	07.05.25 kol ile with 07.05.25 handle
HAREKETLİ KANAT / FIRST SASH					
07.05.12	ÇİFT DİLLİ İSPANYOLET KOL DOUBLE RAIL HANDLE	1		1	
07.05.25	GIESSE ÇİFT DİLLİ KOL GIESSE DOUBLE RAIL HANDLE		1		1
07.13.02	ORTAĞÖBEK PİMİ CENTRAL LOCK PIN	1		1	
07.25.01	GIESSE KOL BAĞLANTI PARÇASI GIESSE ROD CONNECTION PIECES		1		1
18.03.08	GIESSE AYARLANABİLİR SÜRGÜ GIESSE ADJUSTABLE BOLT	2	2		
18.06.01	GIESSE KARŞILIK GIESSE DOUBLE STRIKER	2	2		
07.21.02	GIESSE KÖŞE DÖNME PARÇASI GIESSE CORNER DRIVE			2	2
07.13.06	GIESSE PİM GIESSE ADJUSTABLE LOCKING PAWL			4	4
07.09.07	GIESSE AYARLI PİM KARŞILIĞI GIESSE ADJUSTABLE SINGLE STRIKER			4	4
PASİF KANAT / SECONDARY SASH					
18.07.01	GIESSE SÜRGÜ SETİ GIESSE BOLT FOR SECONDARY SASH	1	1	1	1
07.09.08	GIESSE ARKA KİLİTLEME GIESSE BURGLAR BOLT			1	1

*** Giesse kol ve kilitleme aksesuarları 25 I 07 tij profili ile kullanılmalıdır.

Giesse handle and locking accessories should be used with 25 I 07 rod profile

KAPI KOLLARI / DOOR HANDLES

 <p>07.14.06 GIESSE KAPI KOLU GIESSE DOOR HANDLE Renk / Color : Siyah-Beyaz-Gri Black-White-Grey</p>	 <p>07.14.04 KAPI KOLU DOOR HANDLE Renk / Color : Siyah-Beyaz-Gri Black-White-Grey</p>
 <p>07.17.02 D KAPI KOLU DOOR HANDLE Renk / Color : Siyah-Beyaz-Gri-Eloksal Black-White-Grey-Anodised Ölçüler / Dimensions: H: 40 cm / O: 2,5 cm</p>	 <p>07.17.06 V KAPI KOLU DOOR HANDLE Renk / Color : Siyah-Beyaz-Gri-Eloksal Black-White-Grey-Anodised Ölçüler / Dimensions: H: 20 cm / O: 2,5 cm</p>
 <p>07.17.08 U KAPI KOLU DOOR HANDLE Renk / Color : Siyah-Beyaz-Gri-Eloksal Black-White-Grey-Anodised Ölçüler / Dimensions: H: 40 cm / O: 2,5 cm</p>	 <p>07.17.10 D KAPI KOLU DOOR HANDLE Renk / Color : Siyah-Beyaz-Gri-Eloksal Black-White-Grey-Anodised Ölçüler / Dimensions: H: 20 cm / O: 2,5 cm</p>
 <p>07.17.11 D KAPI KOLU DOOR HANDLE Renk / Color : Siyah-Beyaz-Gri-Eloksal Black-White-Grey-Anodised Ölçüler / Dimensions: H: 30 cm / O: 2,5 cm</p>	 <p>07.17.19 AKBANK KAPI KOLU DOOR HANDLE Renk / Color : Siyah-Beyaz-Gri-Eloksal Black-White-Grey-Anodised Ölçüler / Dimensions: H: 200 cm</p>
 <p>07.17.20 YARIM AY BORU KOLU DOOR HANDLE Renk / Color : Siyah-Beyaz-Gri-Eloksal Black-White-Grey-Anodised Ölçüler / Dimensions: H: 30 cm / O: 2,5 cm</p>	 <p>07.17.21 U ÇEKME KOL DOOR HANDLE Renk / Color : Siyah-Beyaz-Gri-Eloksal Black-White-Grey-Anodised Ölçüler / Dimensions: H: 20 cm</p>
 <p>07.17.22 YAY KOL DOOR HANDLE Renk / Color : Siyah-Beyaz-Gri-Eloksal Black-White-Grey-Anodised Ölçüler / Dimensions: H: 50 cm</p>	 <p>07.17.23 BASTON KOL DOOR HANDLE Renk / Color : Siyah-Beyaz-Gri-Eloksal Black-White-Grey-Anodised Ölçüler / Dimensions: H: 90 cm / O: 2,5 cm</p>

01

02

03

04

05

06


07

08

09

10

KAPI KİLİTLERİ / DOOR LOCKS




18.01.01

MAKARALI KİLİT
MORTISE LOCK (WITH ROLLER)



18.02.21

MAKARALI KİLİT KARŞILIĞI
STRIKER ROLLER LOCK



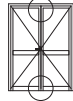

18.01.02

DİLLİ KİLİT
MORTISE LOCK



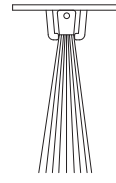
18.02.20

DİLLİ KİLİT KARŞILIĞI
STRIKER MORTISE LOCK



18.03.01

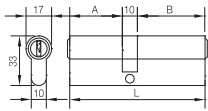
KAPI ALT ÜST KİLİTLEME
BOLT FOR DOORS



17.02.01

KAPI ALTI FIRÇASI
BRUSH FOR DOORS

Malzeme / Material : Polipropilen
Polypropylene




18.04.01

BAREL
CYLINDER

Malzeme / Material : Krom-Nikel
Chrome-Nickel

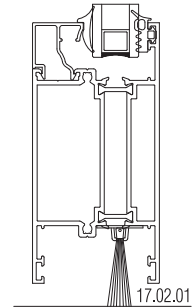
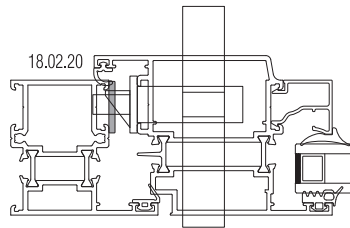
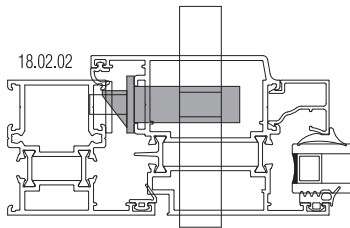
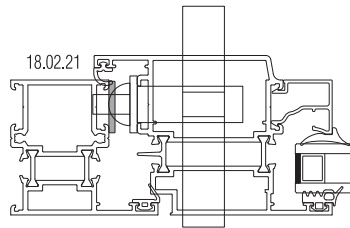
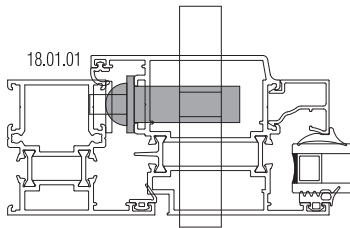
A	B	L
35	45	90



18.05.02

BAREL AYNASI
CYLINDER COVER

Renk / Color : Siyah-Beyaz
Black-White



Ölçek/Scale: 1/3