

# MİMARİ KATALOG ARCHITECTURAL CATALOGUE

Alüminyum Kapı Pencere ve Giydirme Cephe Sistemleri  
Aluminium Window Doors and Facade Systems

 **RESCARA**



RWT55



## TEKNİK ÖZELLİKLER / TECHNICAL PROPERTIES

KASA DERİNLİĞİ / FRAME DEPTH	55 mm
KANAT DERİNLİĞİ / VENT DEPTH	65 mm
PROFİL ET KALINLIĞI / PROFILE WALL THICKNESS	1,6/1,8/2 mm
MAX. CAM KALINLIĞI / MAX. GLASS THICKNESS	36 mm
ISI BARIYERİ / THERMAL INSULATION BARS	14,8 mm

## PERFORMANS DEĞERLERİ / PERFORMANCE VALUES

HAVA GEÇİRGENLİĞİ / AIR PERMEABILITY	EN 12207	CLASS 4 (600 pa)
SU SIZDIRMAZLIĞI / WATER TIGHTNESS	EN 12208	9A (600 pa)
RÜZGAR YÜKÜNE DAYANIM / RESISTANCE TO WIND LOAD	EN 12210	C4 (1600 pa)
ISI YALITIM DEĞERİ (UF) / THERMAL INSULATION VALUE (UF)	EN 10077-2	3,382 W / m <sup>2</sup> k
AKUSTİK PERFORMANS DEĞERİ / ACOUSTIC PERFORMANCE VALUE	EN 12758	32 (-1; -5) db

## UYGULAMA SEÇENEKLERİ / APPLICATION OPTIONS

	PENCERE WINDOW	KAPI DOOR
İÇE AÇILIR / INWARD OPENNING	•	•
VASİSTAS / BOTTOM HUNG	•	
DIŞA AÇILIR / OUTWARD OPENNING		•
ÇİFT EKSEN AÇILIM / TILT & TURN OPENNING	•	•
PVC AKSESUARA UYGUN KANAT / VENT FOR PVC ACCESSORIES	•	•
ÇEK & SÜR / TILT & SLIDE	•	•
KATLANIR / FOLDING	•	•
PİVOT / PIVOT	•	

# MİMARİ KATALOG

## ARCHITECTURAL CATALOGUE

Alüminyum Kapı Pencere ve Giydirme Cephe Sistemleri  
Aluminium Window Doors and Facade Systems



Rescara Sistem Detayları  
Rescara System Details

# RWWT55

PROFİLLER

PROFILES

01

02

03

04

05

06

07

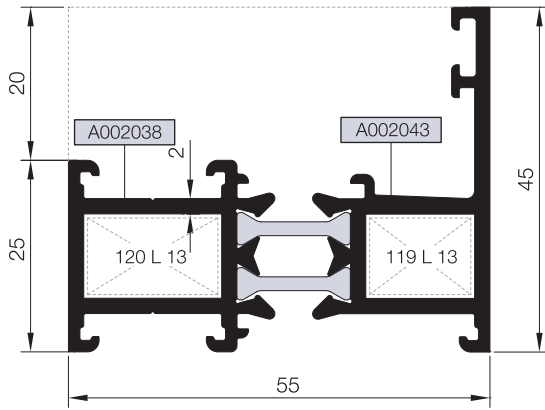
08

09

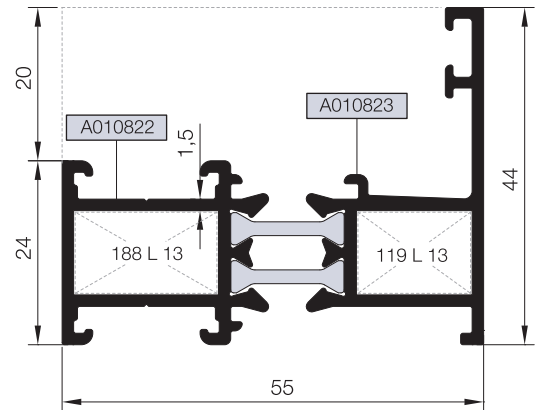
10

KOD / CODE	AĞIRLIK (kg/m) / WEIGHT	Jxx cm <sup>4</sup>	Jyy cm <sup>4</sup>	L m	
AT55F01	1,273	11,667	4,439	6	
AT55F02	1,608	15,074	12,818	6	
AT55F04	1,061	9,522	3,658	6	
AT55F07	1,445	12,985	11,255	6	

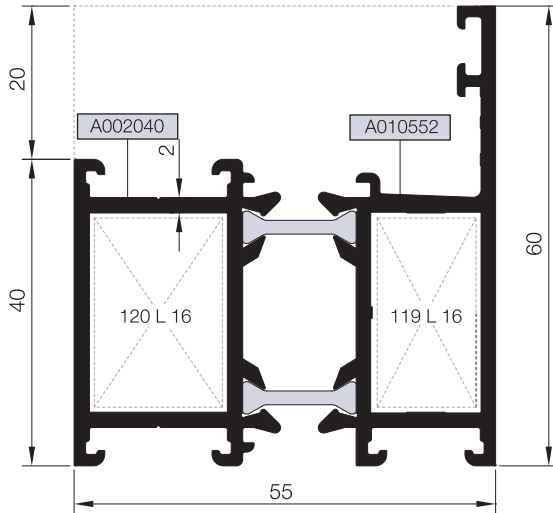
AT55F01



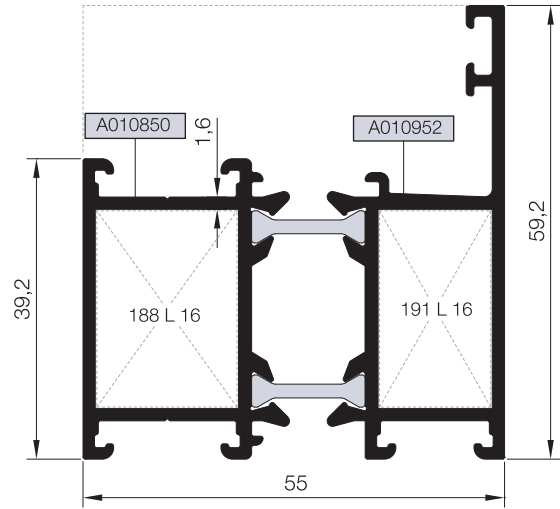
AT55F04





AT55F02

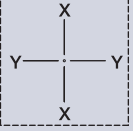


AT55F07

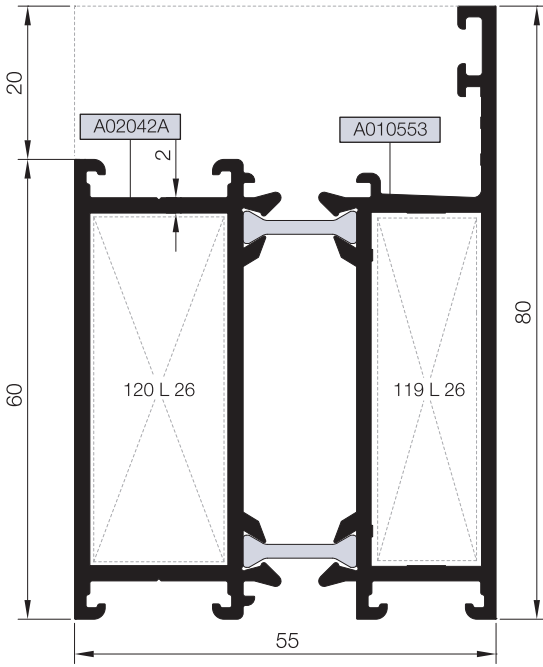


Nr		 L m	KESİM ÖLÇÜSÜ CUTTING SIZE	 AKS. KODU ACS. CODE
AT55F01	A002038	25 L 13 (A002058)	17,7 mm	120 L 13
	A002043	25 L 13 (A002058)	13,9 mm	119 L 13
AT55F02	A002040	25 L 16 (A002061)	17,7 mm	120 L 16
	A010552	25 L 16 (A002061)	13,9 mm	119 L 16
AT55F04	A010822	25 L 13 (A002058)	18,4 mm	188 L 13
	A010823	25 L 13 (A002058)	14,7 mm	191 L 13
AT55F07	A010850	25 L 16 (A002061)	18,4 mm	188 L 16
	A010952	25 L 16 (A002061)	14,7 mm	191 L 16

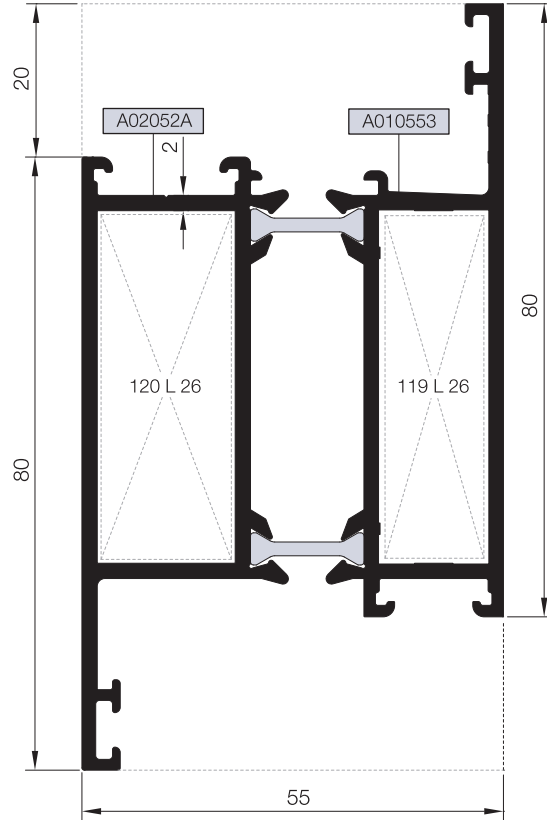




KOD / CODE	AĞIRLIK (kg/m) / WEIGHT	Jxx cm <sup>4</sup>	Jyy cm <sup>4</sup>	L m	
AT55F03	2,032	19,654	33,917	6	
AT55F11	2,128	22,308	41,902	6	

AT55F03



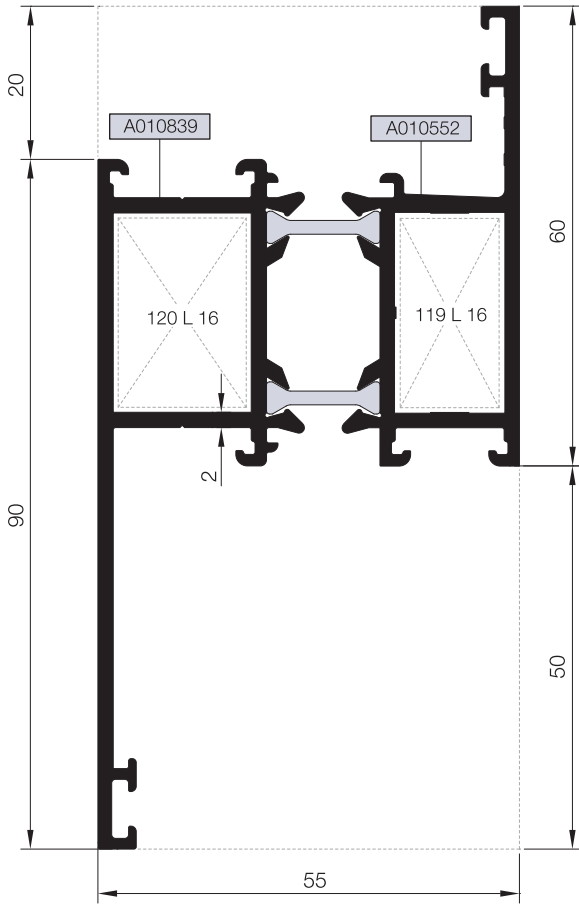
AT55F11



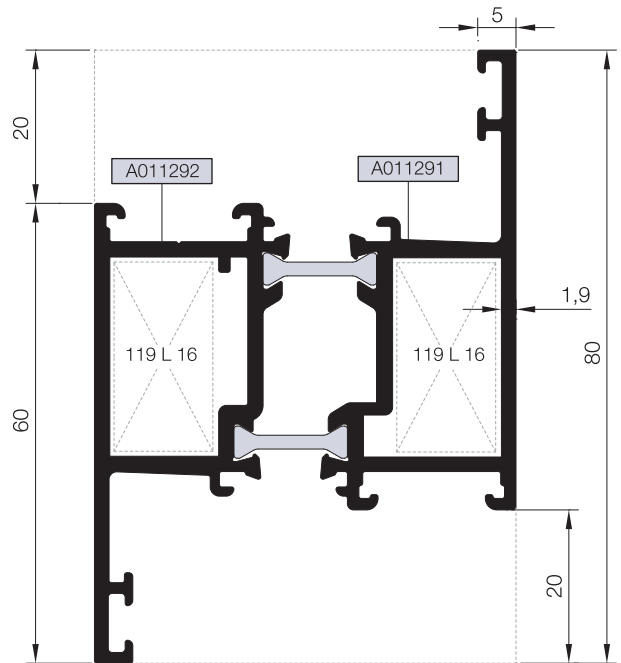
Nr	 L m	KESİM ÖLÇÜSÜ CUTTING SIZE	 AKS. KODU ACS. CODE	
AT55F03	A02042A	25 L 26 (A010540)	17,7 mm	120 L 26
	A010553	25 L 26 (A010540)	13,9 mm	119 L 26
AT55F11	A02052A	25 L 26 (A010540)	17,7 mm	120 L 26
	A010553	25 L 26 (A010540)	13,9 mm	119 L 26

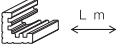

KOD / CODE	AĞIRLIK (kg/m) / WEIGHT	Jxx cm <sup>4</sup>	Jyy cm <sup>4</sup>	L m	
AT55F05	1,918	20,731	38,034	6	
AT55F08	1,770	17,830	17,833	6	

AT55F05



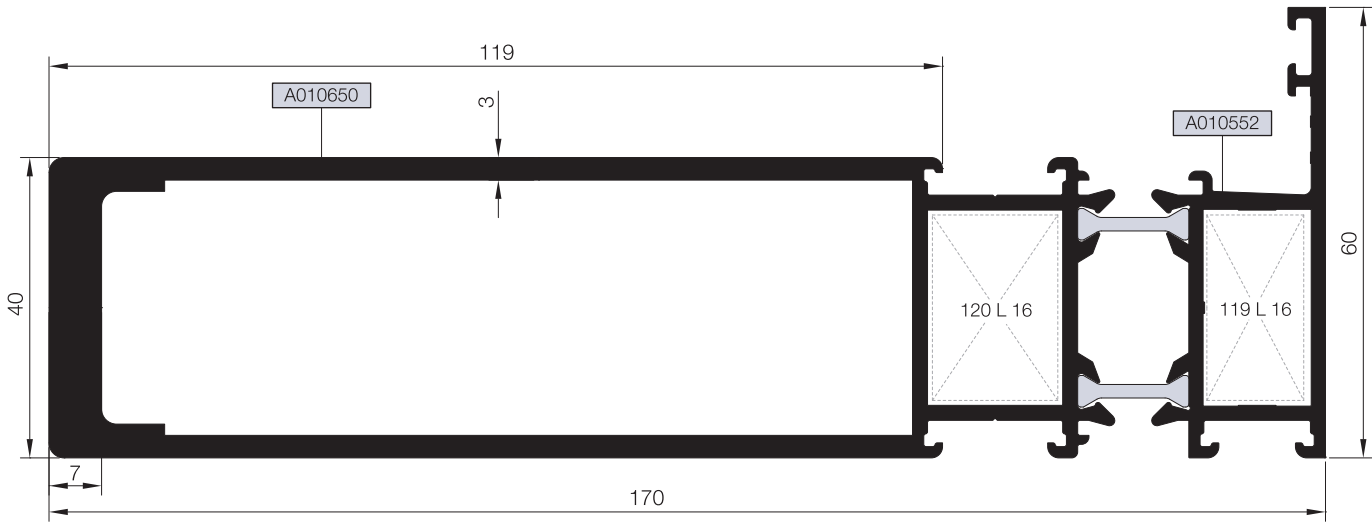
AT55F08



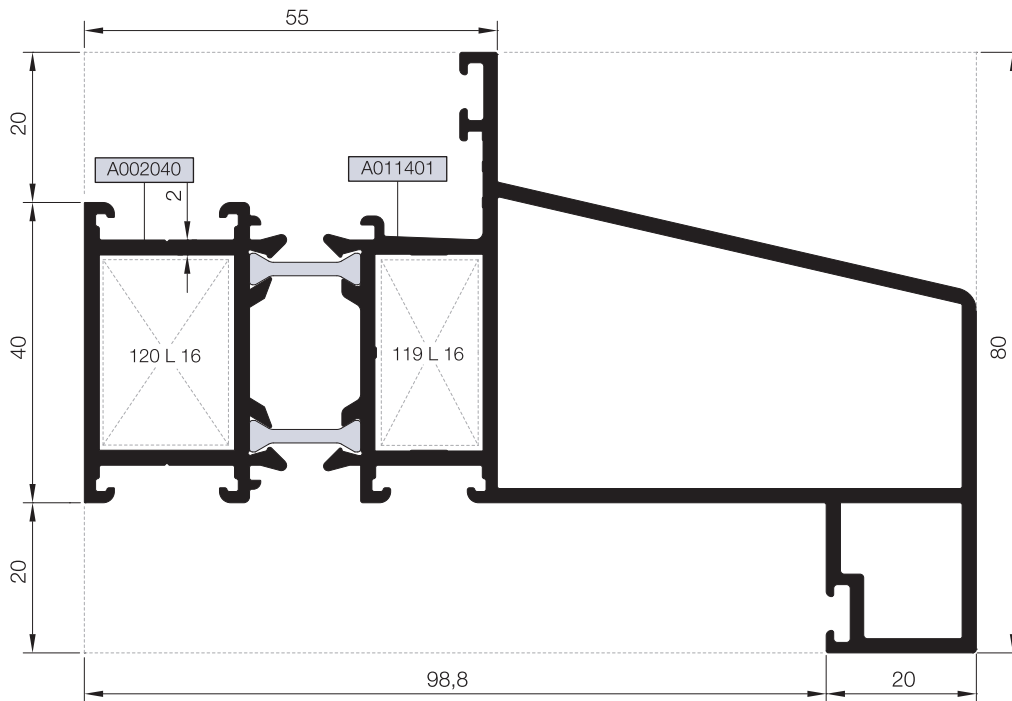
Nr		 L m	KESİM ÖLÇÜSÜ CUTTING SIZE	 AKS. KODU ACS. CODE
AT55F05	A010839	25 L 16 (A002061)	17,7 mm	120 L 16
	A010552	25 L 16 (A002061)	13,9 mm	119 L 16
AT55F08	A011292	25 L 16 (A002061)	13,9 mm	119 L 16
	A011291	25 L 16 (A002061)	13,9 mm	119 L 16


KOD / CODE	AĞIRLIK (kg/m) / WEIGHT	Jxx cm <sup>4</sup>	Jyy cm <sup>4</sup>	L m	
AT55F09	4,191	391,458	39,660	6	
AT55F10	2,708	104,511	32,079	6	

**AT55F09**



**AT55F10**



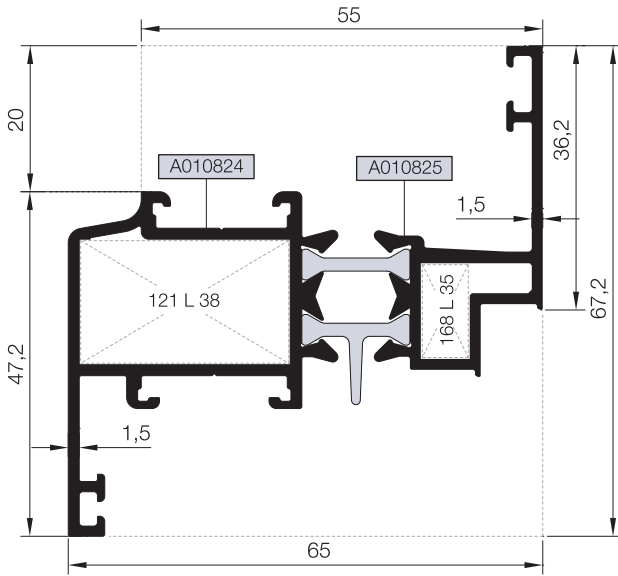
Nr		L m	KESİM ÖLÇÜSÜ CUTTING SIZE	AKS. KODU ACS. CODE
AT55F09	A010650	25 L 16 (A002061)	17,7 mm	120 L 16
	A010552	25 L 16 (A002061)	13,9 mm	119 L 16
AT55F10	A002040	25 L 16 (A002061)	17,7 mm	120 L 16
	A011401	25 L 16 (A002061)	13,9 mm	119 L 16

KANAT PROFİLLERİ  
VENT PROFILES

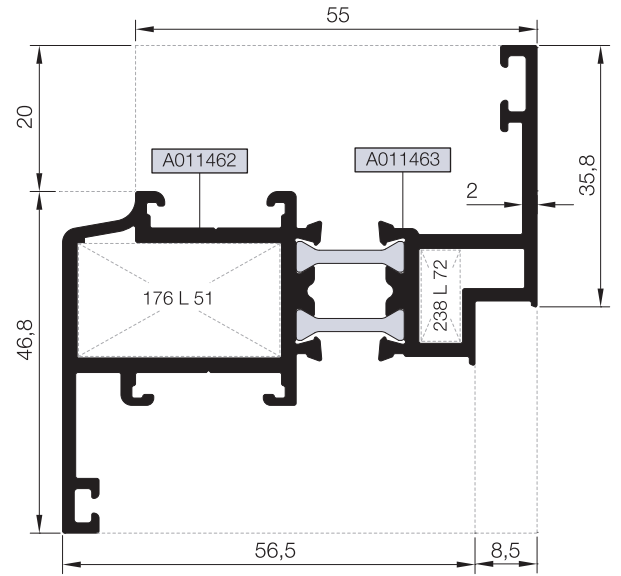
# RWT55

KOD / CODE	AĞIRLIK (kg/m) / WEIGHT	Jxx cm <sup>4</sup>	Jyy cm <sup>4</sup>	L m	
AT55V07	1,334	17,151	8,348	6	
AT55V21	1,508	19,729	8,724	6	
AT55V11	1,623	20,991	16,638	6	
AT55V05	1,725	22,856	17,994	6	

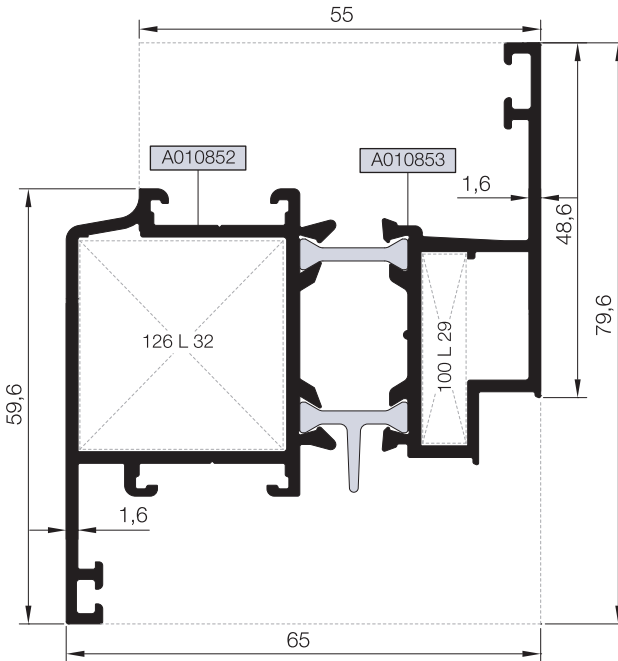
AT55V07



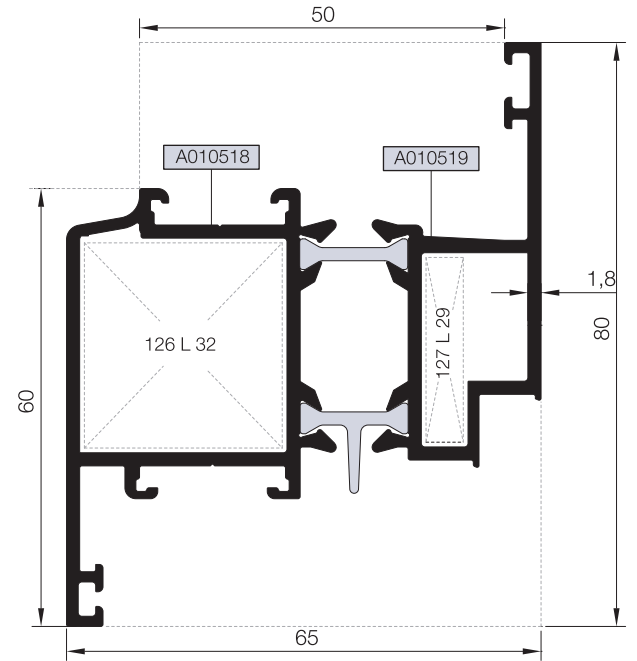
AT55V21




AT55V11



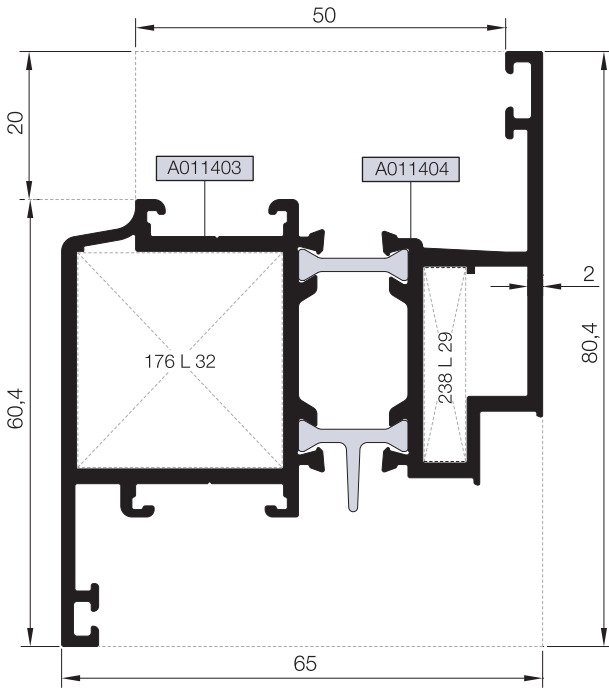
AT55V05



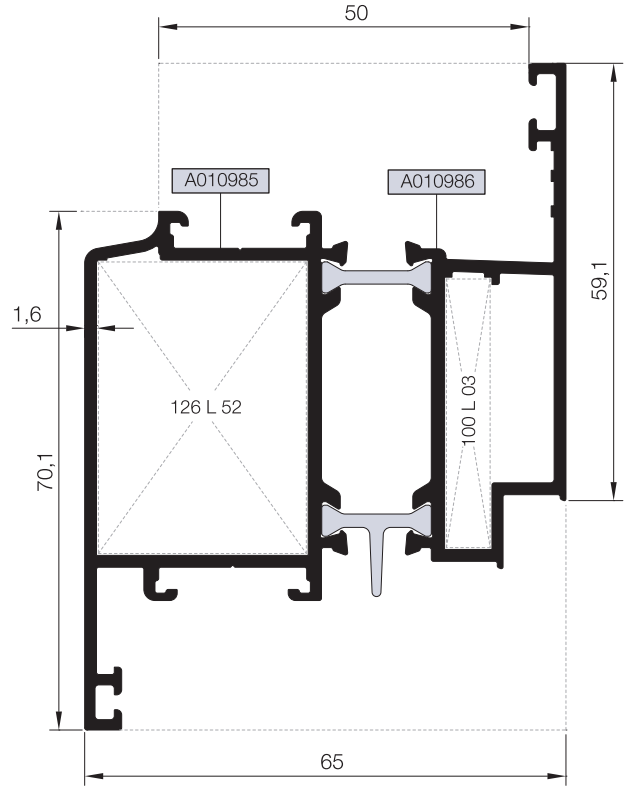
Nr	 L m	KESİM ÖLÇÜSÜ CUTTING SIZE	AKS. KODU ACS. CODE	
AT55V07	A010824	25 L 38 (A002074)	28,5 mm	121 L 38
	A010825	25 L 35 (A010076)	6,4 mm	168 L 35
AT55V11	A010852	25 L 32 (A002430)	28,1 mm	126 L 32
	A010853	25 L 29 (A010543)	6,0 mm	100 L 29
AT55V05	A010518	25 L 32 (A002430)	28,1 mm	126 L 32
	A010519	25 L 29 (A010543)	6,1 mm	127 L 29
AT55V21	A011462	25 L 51 (A010887)	27,5 mm	176 L 51
	A011463	25 L 72 (A009847)	5,5 mm	238 L 72

KOD / CODE	AĞIRLIK (kg/m) / WEIGHT	Jxx cm <sup>4</sup>	Jyy cm <sup>4</sup>	L m	
AT55V20	1,841	24,559	18,787	6	
AT55V16	1,822	23,975	26,867	6	
AT55V18	2,141	28,043	45,010	6	

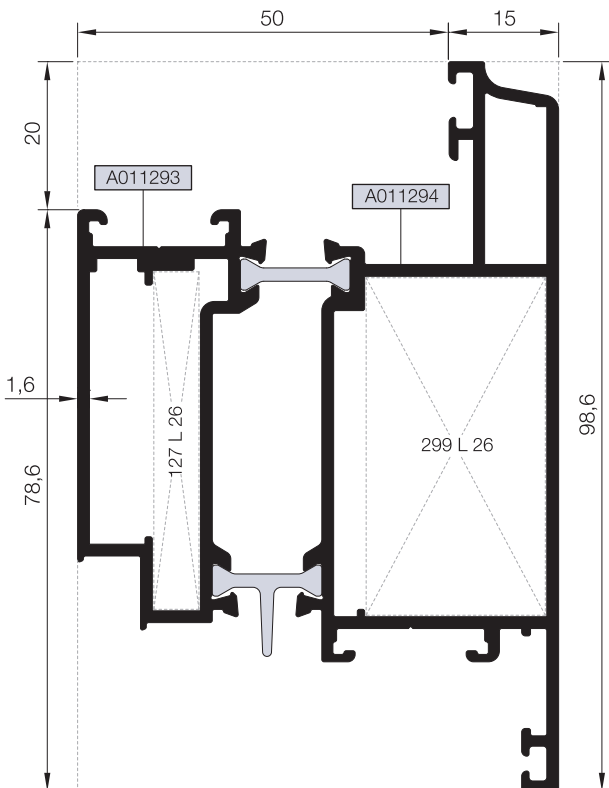
AT55V20





AT55V16



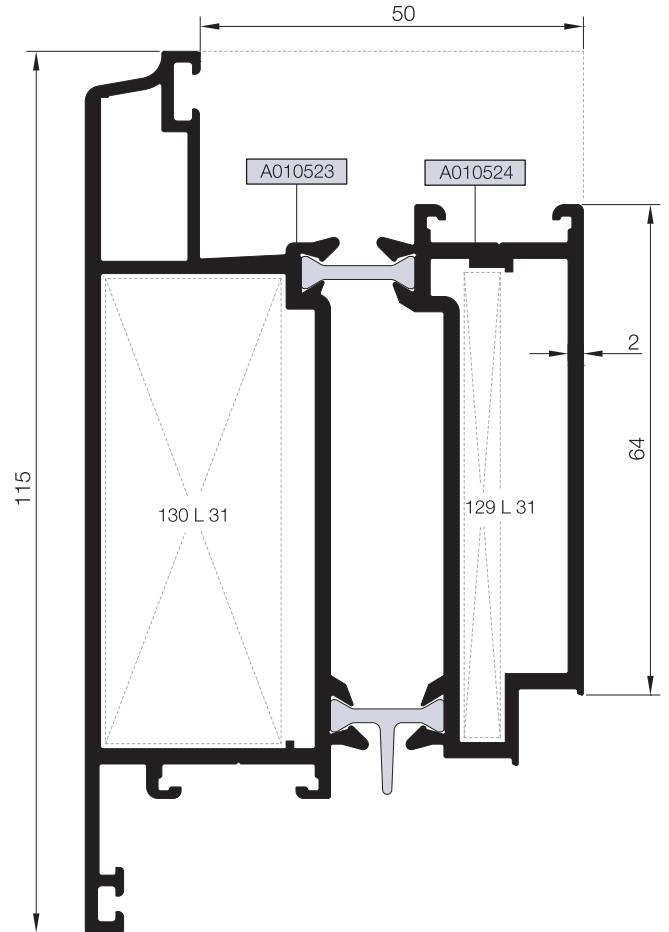
AT55V18



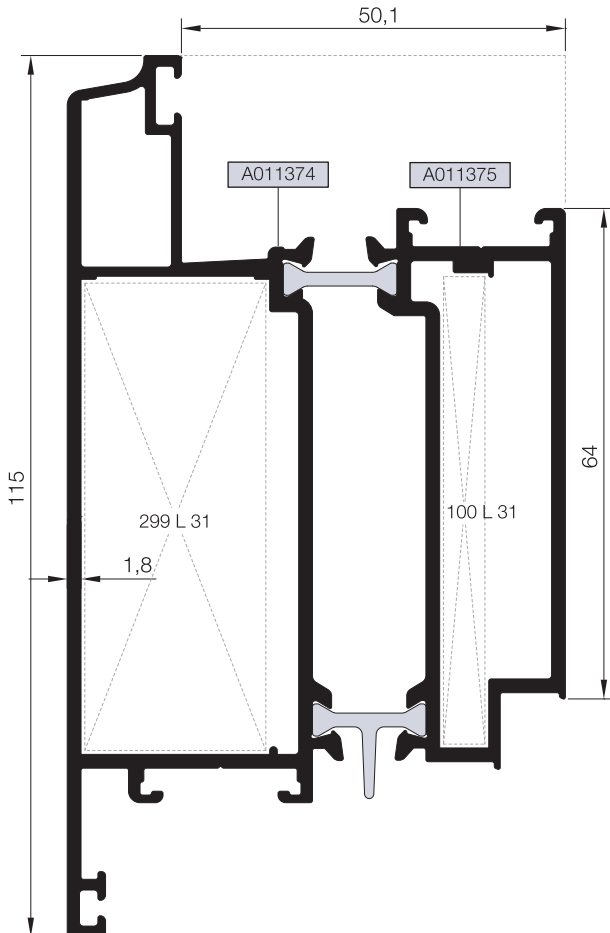
Nr		 L m	KESİM ÖLÇÜSÜ CUTTING SIZE	 AKS. KODU ACS. CODE
AT55V20	A011403	25 L 32 (A002430)	27,5 mm	176 L 32
	A011404	25 L 29 (A010543)	5,5 mm	238 L 29
AT55V16	A010985	25 L 52 (A010888)	28,1 mm	126 L 52
	A010986	25 L 03 (A002021)	6,0 mm	100 L 03
AT55V18	A011293	25 L 26 (A010540)	6,1 mm	127 L 26
	A011294	25 L 26 (A010540)	24,2 mm	299 L 26

KOD / CODE	AĞIRLIK (kg/m) / WEIGHT	Jxx cm4	Jyy cm4	L m	
AT55V06	2,770	37,478	84,431	6	
AT55V19	2,568	34,487	78,784	6	

AT55V06



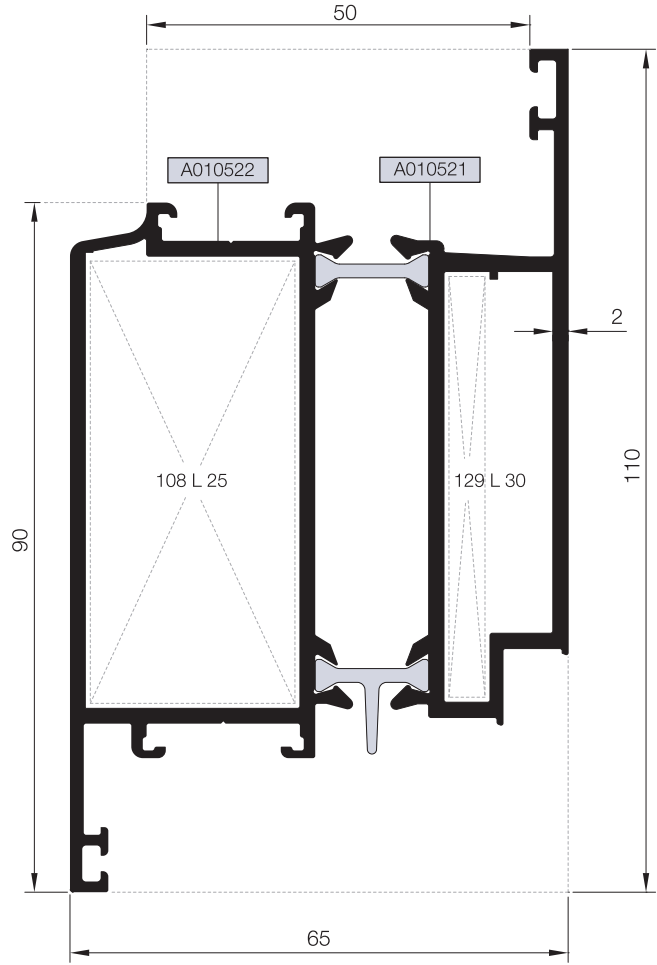
AT55V19



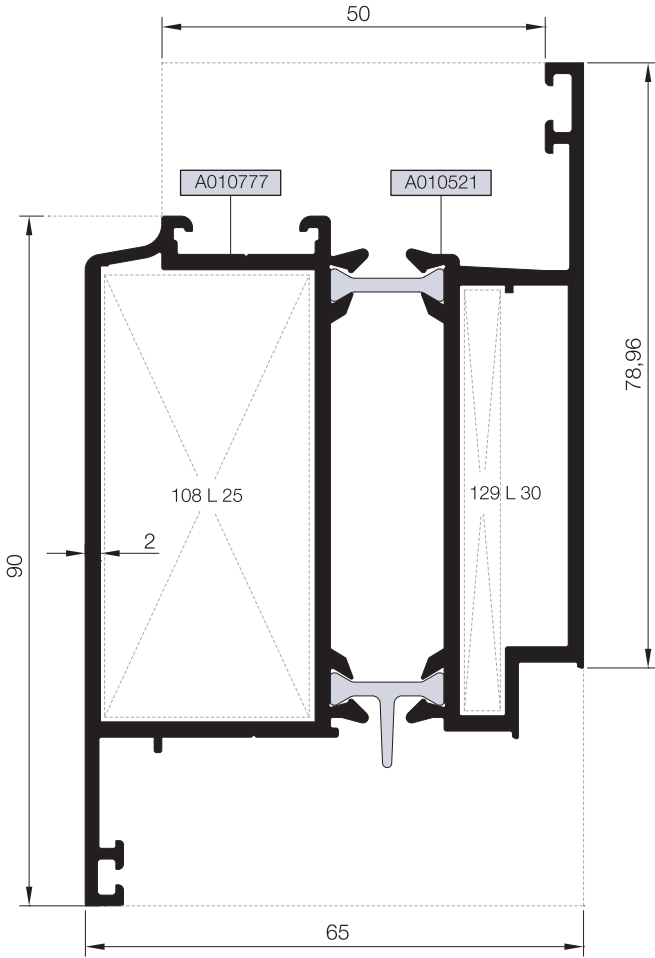
Nr		L m	KESİM ÖLÇÜSÜ CUTTING SIZE	AKS. KODU ACS. CODE
AT55V06	A010523	25 L 31 (A010545)	23,9 mm	130 L 31
	A010524	25 L 31 (A010545)	5,7 mm	129 L 31
AT55V19	A011375	25 L 31 (A010545)	6,0 mm	100 L 31
	A011374	25 L 31 (A010545)	24,2 mm	299 L 31


KOD / CODE	AĞIRLIK (kg/m) / WEIGHT	Jxx cm <sup>4</sup>	Jyy cm <sup>4</sup>	L m	
AT55V04	2,484	34,071	62,509	6	
AT55V10	2,430	33,708	60,124	6	

AT55V04



AT55V10



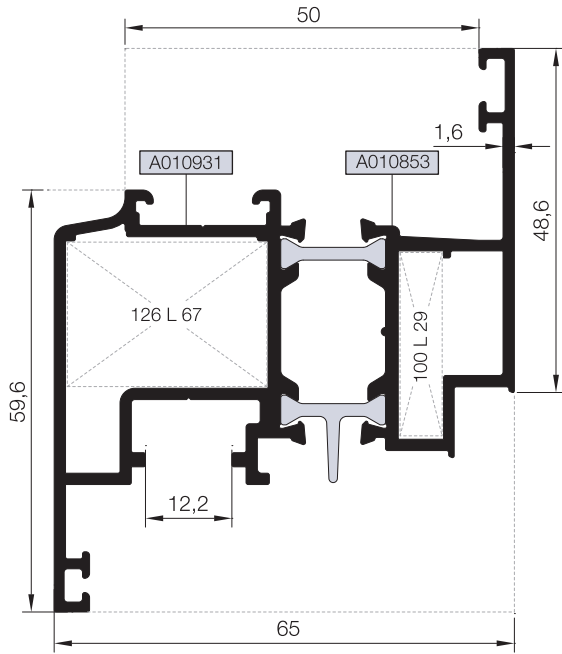
Nr	 L m	KESİM ÖLÇÜSÜ CUTTING SIZE	AKS. KODU ACS. CODE
AT55V04	A010522	25 L 25 (A010539)	108 L 25
	A010521	25 L 30 (A010544)	129 L 30
AT55V10	A010777	25 L 25 (A010539)	108 L 25
	A010521	25 L 30 (A010544)	129 L 30

KANAT VE ADAPTÖR PROFİLLERİ (PVC AKSESUARA UYGUN - 9 AKS)  
VENT AND ADAPTER PROFILES (FOR PVC ACCESSORY - 9 AXLE)

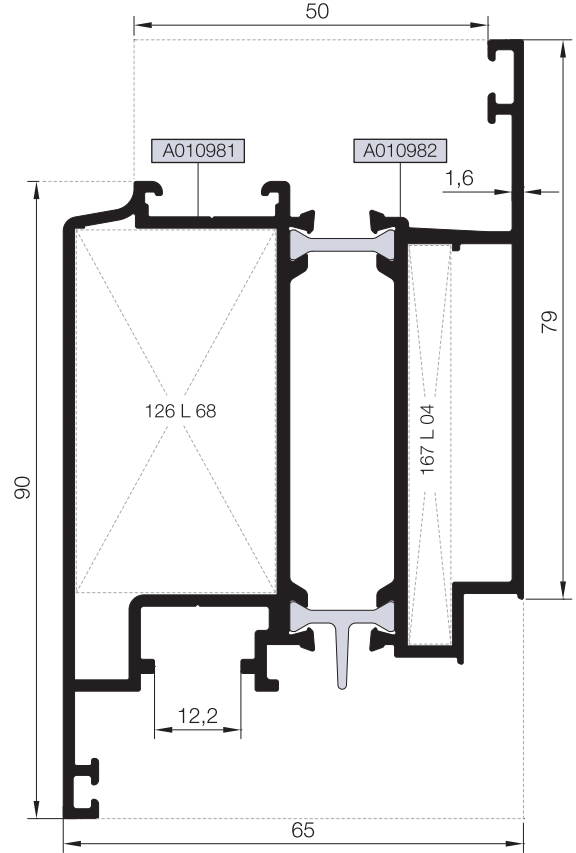
# RWT55

KOD / CODE	AĞIRLIK (kg/m) / WEIGHT	Jxx cm <sup>4</sup>	Jyy cm <sup>4</sup>	L m	
AT55V13	1,689	21,486	16,364	6	
AT55V14	2,252	29,780	56,615	6	
AT55V15	2,494	31,777	71,818	6	
AT55A22	1,234	-----	-----	6	

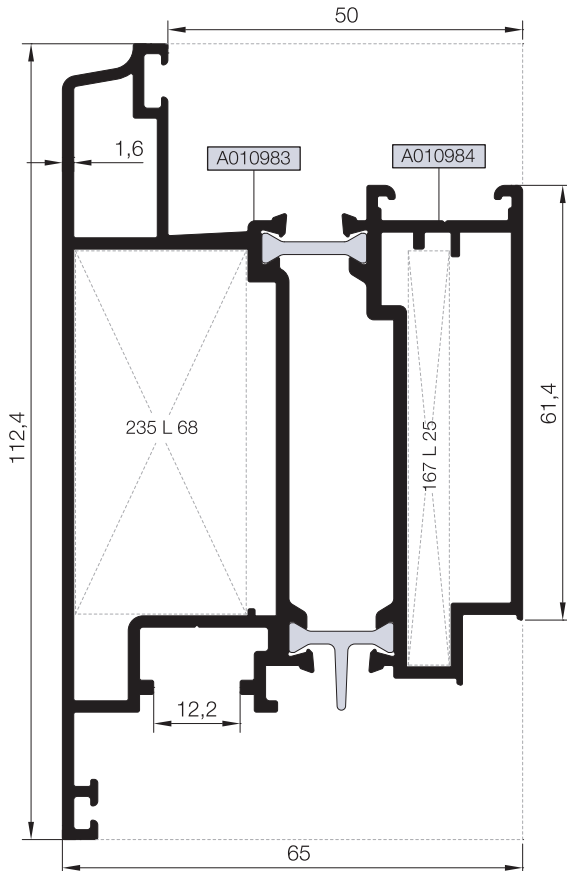
AT55V13



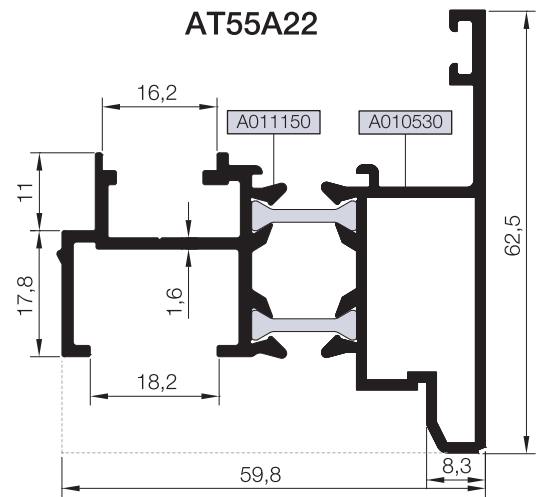
AT55V14



AT55V15



AT55A22

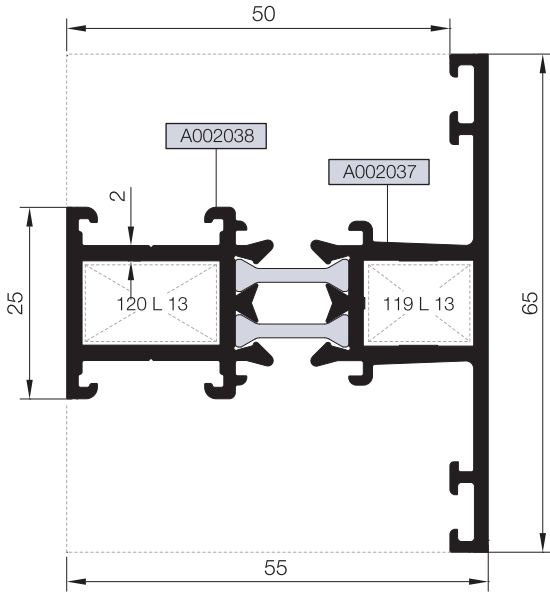


Nr		L m	KESİM ÖLÇÜSÜ CUTTING SIZE	AKS. KODU ACS. CODE
AT55V13	A010931	25 L 67 (A011006)	28,1 mm	126 L 67
	A010853	25 L 29 (A010543)	6,0 mm	100 L 29
AT55V14	A010981	25 L 68 (A011005)	28,1 mm	126 L 68
	A010982	25 L 04 (A002211)	5,8 mm	167 L 04
AT55V15	A010984	25 L 25 (A010539)	5,8 mm	167 L 25
	A010983	25 L 68 (A011005)	24,3 mm	235 L 68

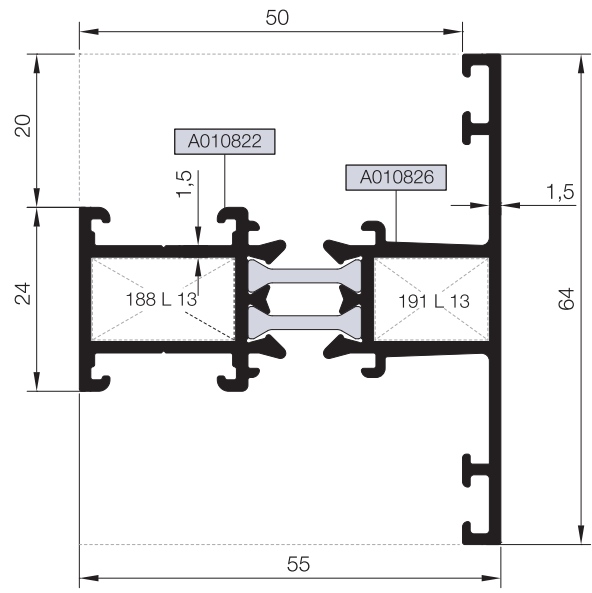


KOD / CODE	AĞIRLIK (kg/m) / WEIGHT	Jxx cm <sup>4</sup>	Jyy cm <sup>4</sup>	L m	
AT55M01	1,414	13,331	7,759	6	
AT55M12	1,199	11,096	6,573	6	
AT55M09	1,825	18,021	18,387	6	

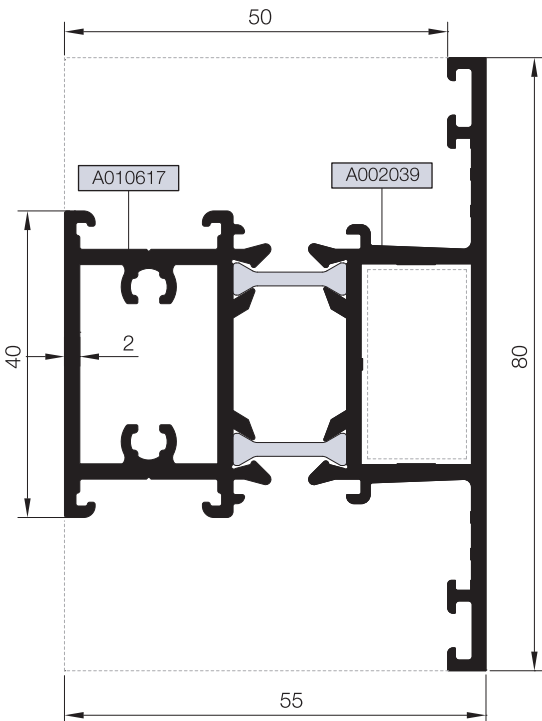
AT55M01



AT55M12



AT55M09



Nr		L m	KESİM ÖLÇÜSÜ CUTTING SIZE	AKS. KODU ACS. CODE
AT55M01 (Kasa ve orta kayıt içinde kullanılırsa)	A002037	25 J 03 (A010566)	10,5 mm	102 J 03
	A002038	25 J 04 (A010567)	10,5 mm	102 J 04
AT55M01 (Dışa açılım kanatlar içinde kullanılırsa)	A002037	25 J 08 (A010653)	10,5 mm	102 J 08
	A002038	25 J 04 (A010567)	10,5 mm	102 J 04
AT55M01 İçe açılım kanatlar içinde kullanılırsa)	A002037	25 J 05 (A011007)	10,5 mm	102 J 05
	A002038	25 J 04 (A010567)	10,5 mm	102 J 04
AT55M12 (Kasa ve orta kayıt içinde kullanılırsa)	A010822	25 J 04 (A010567)	10,7 mm	103 J 04
	A010826	25 J 03 (A010566)	10,7 mm	103 J 03
Nr		L m	KESİM ÖLÇÜSÜ CUTTING SIZE	AKS. KODU ACS. CODE
AT55M01	A002037	25 L 13 (A002058)	13,9 mm	119 L 13
	A002038	25 L 13 (A002058)	17,7 mm	120 L 13
AT55M12	A010822	25 L 13 (A002058)	18,4 mm	188 L 13
	A010826	25 L 13 (A002058)	14,7 mm	191 L 13

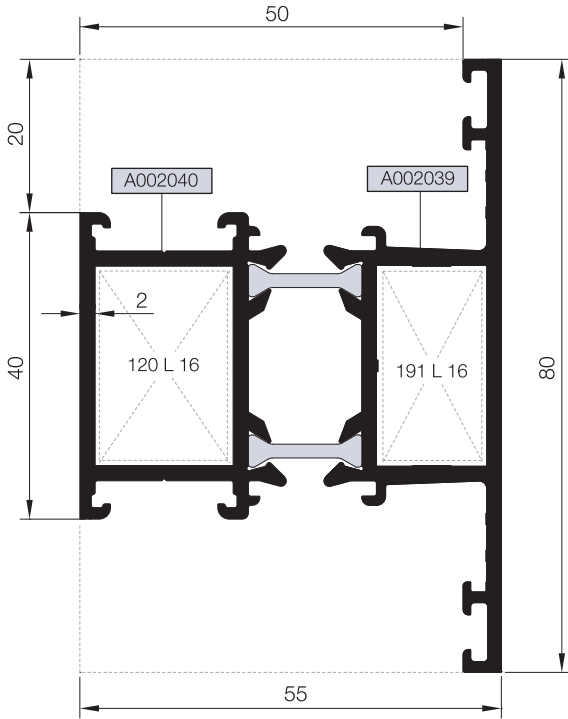
# ORTA KAYIT PROFİLLERİ

## MULLION PROFILES

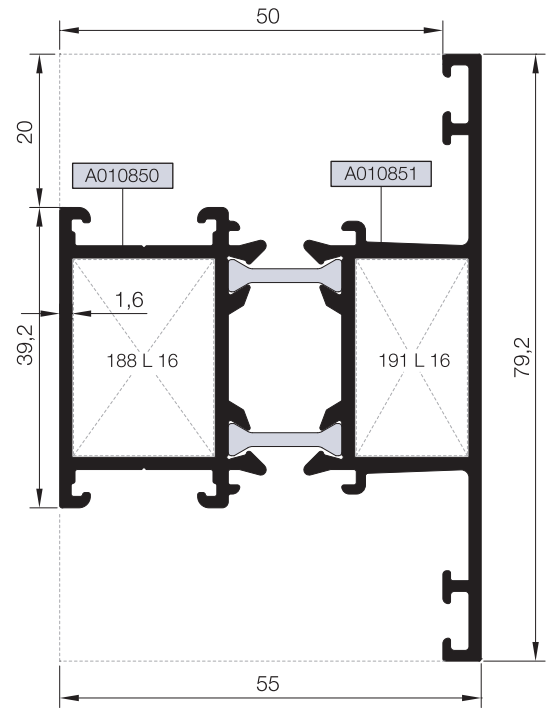
# RWT55

KOD / CODE	AĞIRLIK (kg/m) / WEIGHT	Jxx cm <sup>4</sup>	Jyy cm <sup>4</sup>	L m	
AT55M02	1,731	16,942	17,981	6	
AT55M13	1,549	14,588	15,833	6	
AT55M03	2,189	21,910	43,010	6	

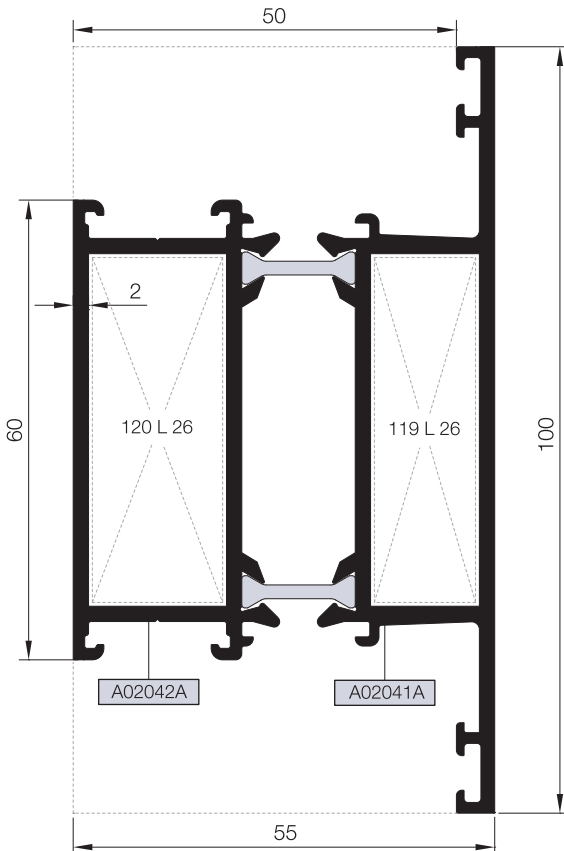
### AT55M02



### AT55M13



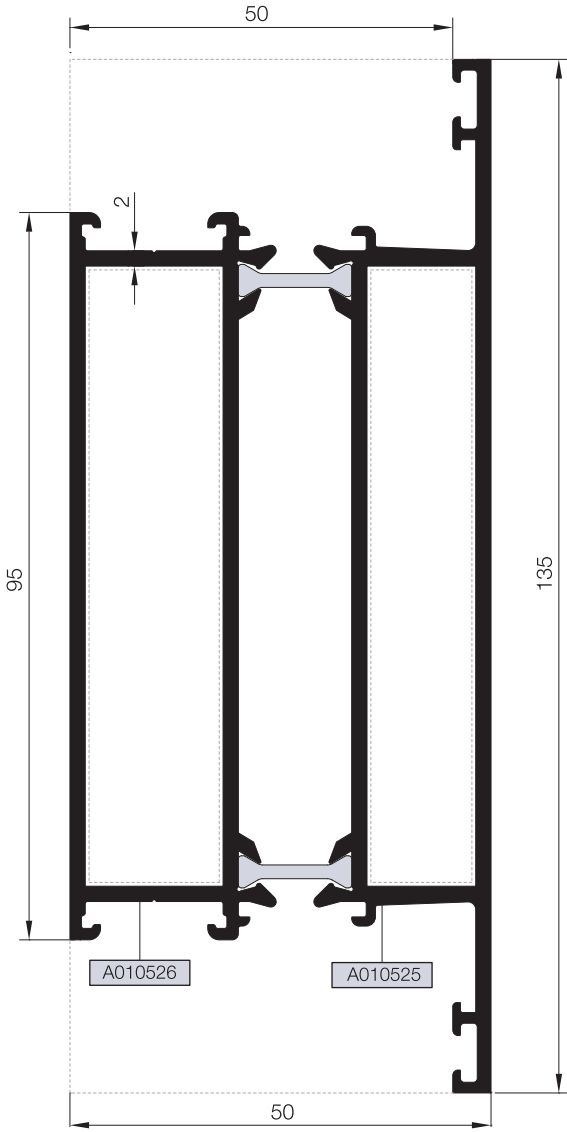
### AT55M03



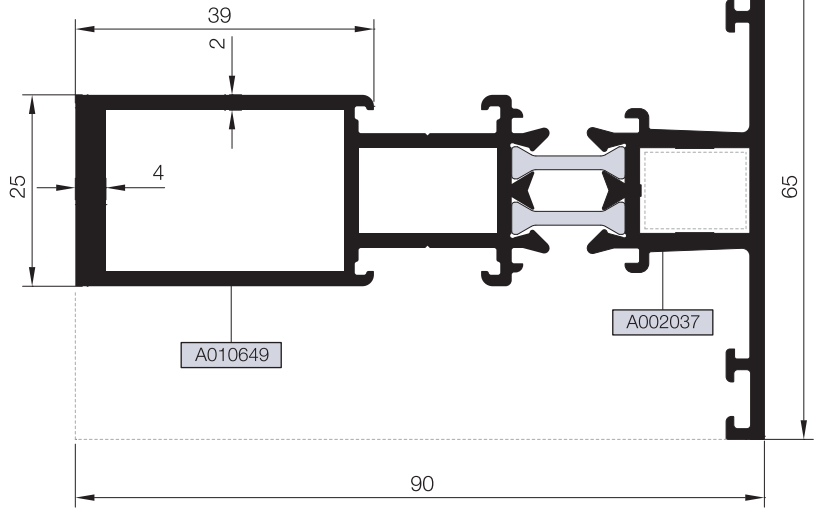
Nr		L m	KESİM ÖLÇÜSÜ CUTTING SIZE	AKS. KODU ACS. CODE
AT55M02 (Kasa ve orta kayıt içinde kullanırsa)	A002039	25 J 03 (A010566)	25,5 mm	135 J 03
	A002040	25 J 04 (A010567)	25,5 mm	135 J 04
AT55M02 (Dişli açılım kanatlar içinde kullanırsa)	A002039	25 J 08 (A010653)	25,5 mm	135 J 08
	A002040	25 J 04 (A010567)	25,5 mm	135 J 04
AT55M02 (İçe açılım kanatlar içinde kullanırsa)	A002039	25 J 05 (A011007)	25,5 mm	135 J 05
	A002040	25 J 04 (A010567)	25,5 mm	135 J 04
AT55M03 (Kasa ve orta kayıt içinde kullanırsa)	A02041A	25 J 03 (A010566)	45,5 mm	136 J 03
	A02042A	25 J 04 (A010567)	45,5 mm	136 J 04
AT55M03 (Dişli açılım kanatlar içinde kullanırsa)	A02041A	25 J 08 (A010653)	45,5 mm	136 J 08
	A02042A	25 J 04 (A010567)	45,5 mm	136 J 04
AT55M03 (İçe açılım kanatlar içinde kullanırsa)	A02041A	25 J 05 (A011007)	45,5 mm	136 J 05
	A02042A	25 J 04 (A010567)	45,5 mm	136 J 04
AT55M13 (Kasa ve orta kayıt içinde kullanırsa)	A010851	25 J 03 (A010566)	25,5 mm	135 J 03
	A010850	25 J 04 (A010567)	25,5 mm	135 J 04
AT55M13 (İçe açılım kanatlar içinde kullanırsa)	A010851	25 J 05 (A011007)	25,5 mm	135 J 05
	A010850	25 J 04 (A010567)	25,5 mm	135 J 04
Nr		L m	KESİM ÖLÇÜSÜ CUTTING SIZE	AKS. KODU ACS. CODE
AT55M02	A002039	25 L 16 (A002061)	13,9 mm	119 L 16
	A002040	25 L 16 (A002061)	17,7 mm	120 L 16
AT55M13	A010850	25 L 16 (A002061)	18,4 mm	188 L 16
	A010851	25 L 16 (A002061)	14,7 mm	191 L 16
AT55M03	A02041A	25 L 26 (A010540)	13,9 mm	119 L 26
	A02042A	25 L 26 (A010540)	17,7 mm	120 L 26

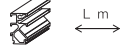

KOD / CODE	AĞIRLIK (kg/m) / WEIGHT	Jxx cm <sup>4</sup>	Jyy cm <sup>4</sup>	L m	
AT55M04	2,946	30,175	126,088	6	
AT55M10	2,021	51,513	9,925	6	

AT55M04



AT55M10

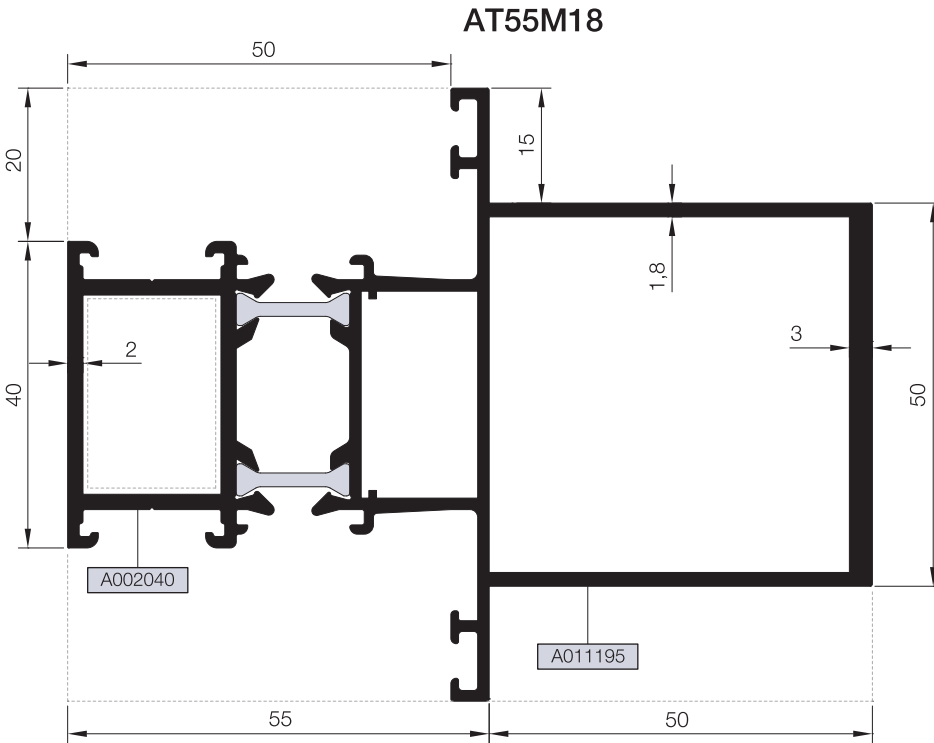
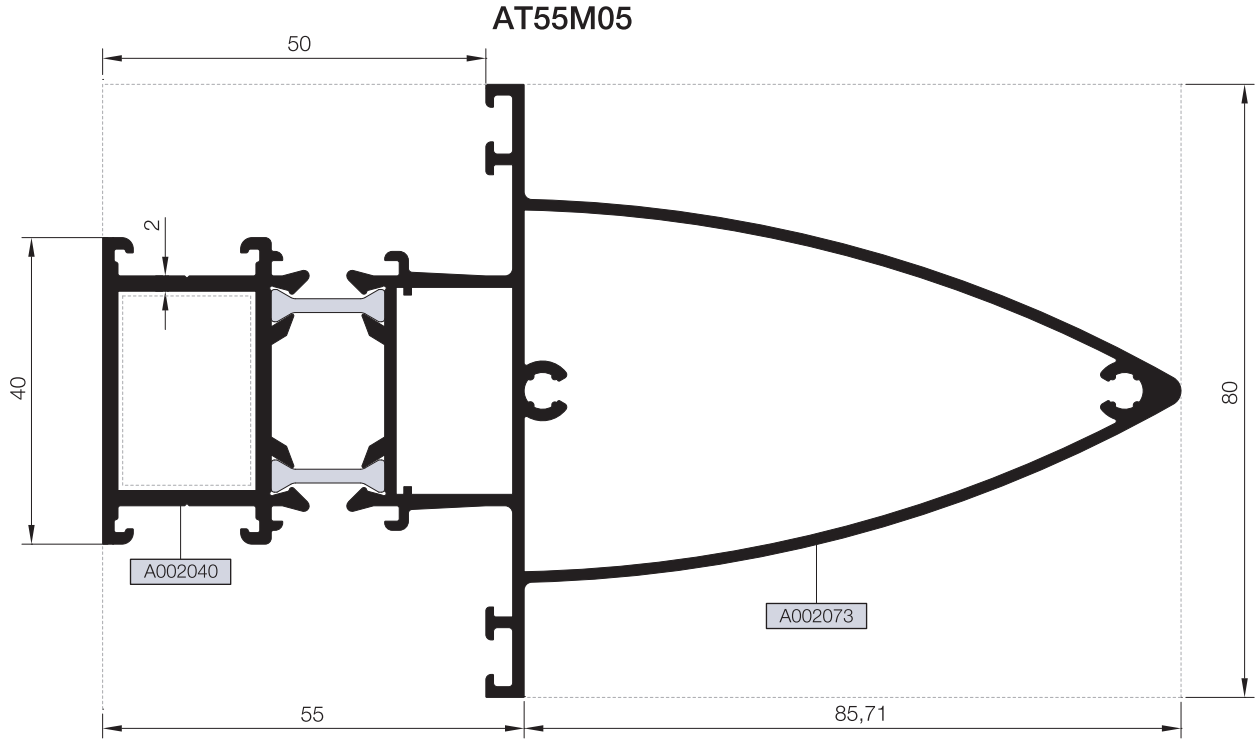


Nr		 L m	KESİM ÖLÇÜSÜ CUTTING SIZE	 AKS. KODU ACS. CODE
<b>AT55M04</b> (Kasa ve orta kayıt içinde kullanırsa)	A010525	25 J 03 (A010566)	80,5 mm	137 J 03
	A010526	25 J 04 (A010567)	80,5 mm	137 J 04
<b>AT55M04</b> (Dışa açılm kanatlar içinde kullanırsa)	A010525	25 J 08 (A010653)	80,5 mm	137 J 08
	A010526	25 J 04 (A010567)	80,5 mm	137 J 04
<b>AT55M04</b> (İçe açılm kanatlar içinde kullanırsa)	A010525	25 J 05 (A011007)	80,5 mm	137 J 05
	A010526	25 J 04 (A010567)	80,5 mm	137 J 04
<b>AT55M10</b> (Kasa ve orta kayıt içinde kullanırsa)	A002037	25 J 03 (A010566)	10,5 mm	102 J 03
	A010649	25 J 04 (A010567)	10,5 mm	102 J 04

TAKVİYELİ ORTA KAYIT PROFİLLERİ  
MULLION PROFILES

# RWT55

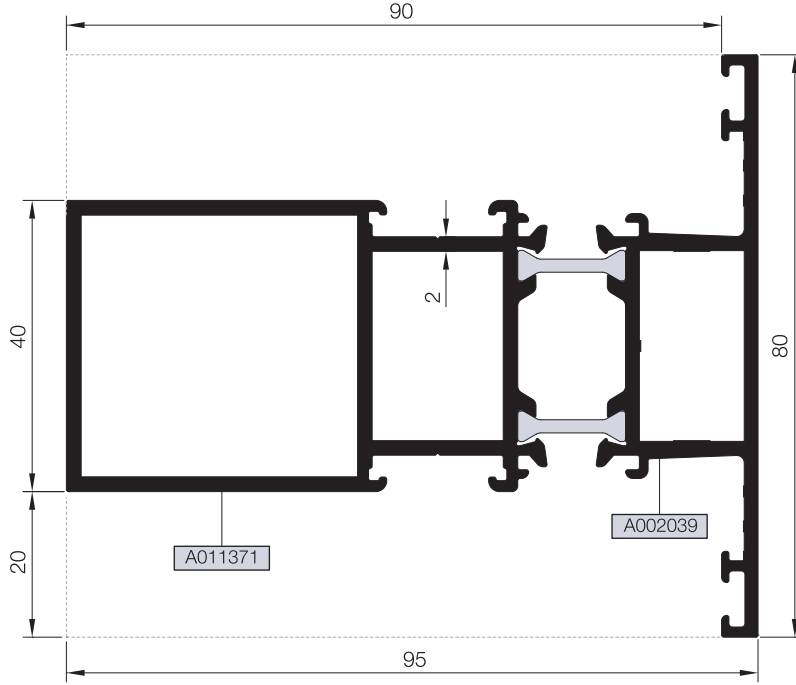
KOD / CODE	AĞIRLIK (kg/m) / WEIGHT	Jxx cm <sup>4</sup>	Jyy cm <sup>4</sup>	L m	
AT55M05	2,395	101,039	24,140	6	
AT55M18	2,457	76,583	29,330	6	



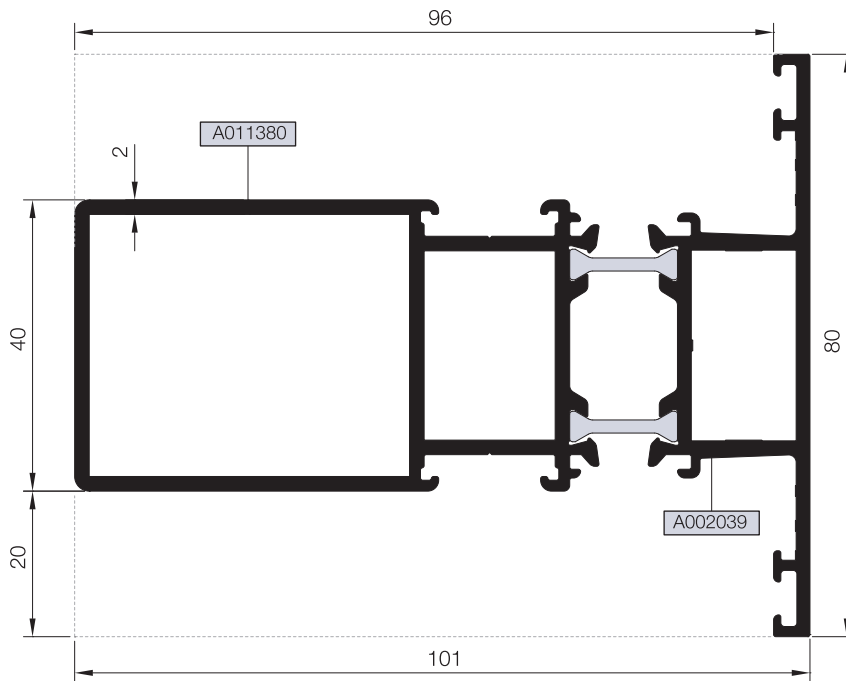
Nr		L m	KESİM ÖLÇÜSÜ CUTTING SIZE	AKS. KODU ACS. CODE
<b>AT55M05</b> (Kasa ve orta kayıt içinde kullanılır)	A002073	25 J 03 (A010566)	25,5 mm	135 J 03
	A002040	25 J 04 (A010567)	25,5 mm	135 J 04
<b>AT55M18</b> (Kasa ve orta kayıt içinde kullanılır)	A011195	25 J 03 (A010566)	25,5 mm	135 J 03
	A002040	25 J 04 (A010567)	25,5 mm	135 J 04



KOD / CODE	AĞIRLIK (kg/m) / WEIGHT	Jxx cm <sup>4</sup>	Jyy cm <sup>4</sup>	L m	
AT55M20	2,368	61,872	24,511	6	
AT55M22	2,420	71,144	25,314	6	

AT55M20



AT55M22



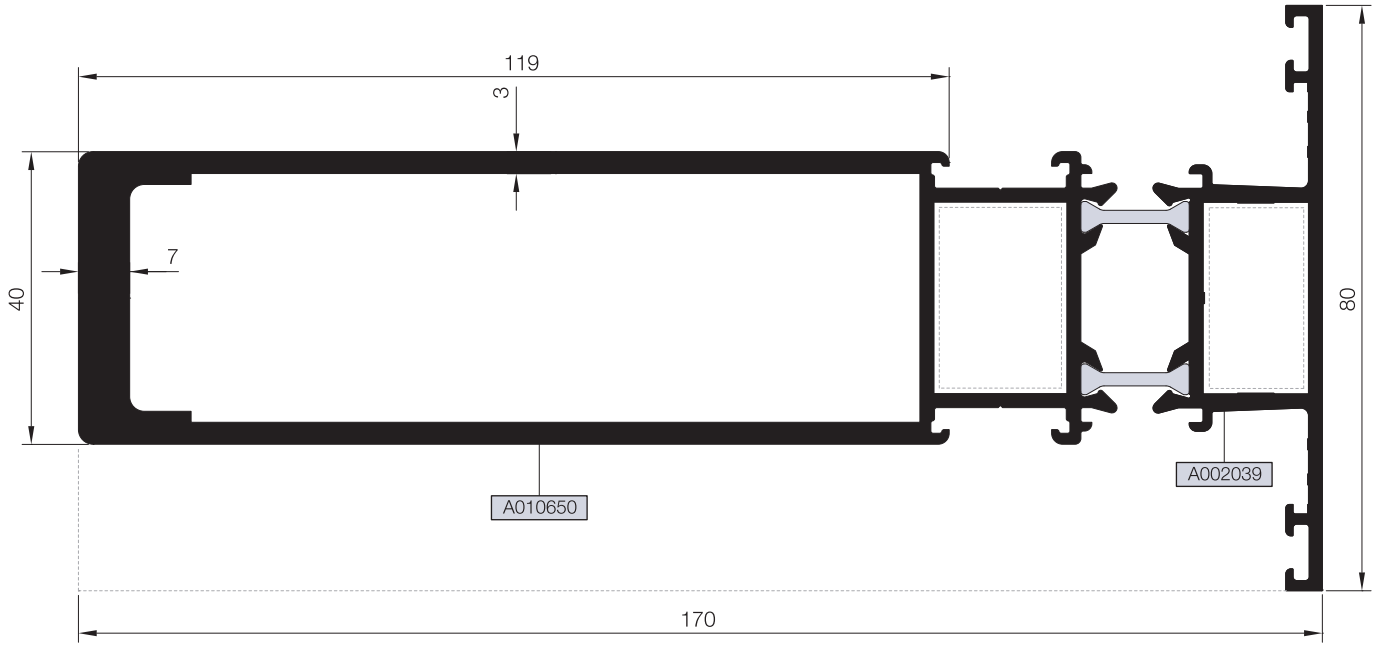
Nr		 L m	KESİM ÖLÇÜSÜ CUTTING SIZE	 AKS. KODU ACS. CODE
AT55M20 (Kasa ve orta kayıt içinde kullanırsa)	A011371	25 J 04 (A010567)	25,5 mm	276 J 04
	A002039	25 J 03 (A010566)	25,5 mm	276 J 03
AT55M22 (Kasa ve orta kayıt içinde kullanırsa)	A011380	25 J 04 (A010567)	25,5 mm	276 J 04
	A002039	25 J 03 (A010566)	25,5 mm	276 J 03

TAKVİYELİ ORTA KAYIT PROFİLLERİ  
MULLION PROFILES

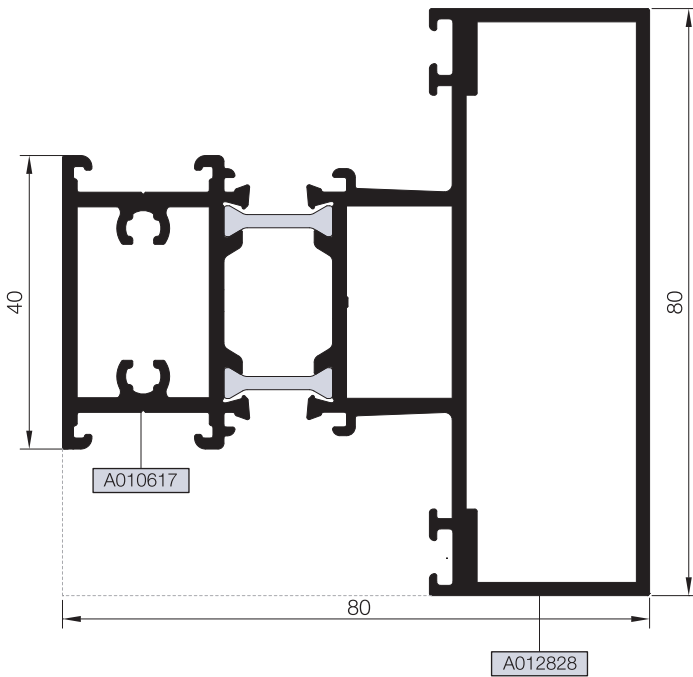
# RWT55

KOD / CODE	AĞIRLIK (kg/m) / WEIGHT	Jxx cm4	Jyy cm4	L m	
AT55M11	4,314	417,388	44,590	6	
AT55M26	2,517	85,418	139,99	6	

AT55M11



AT55M26



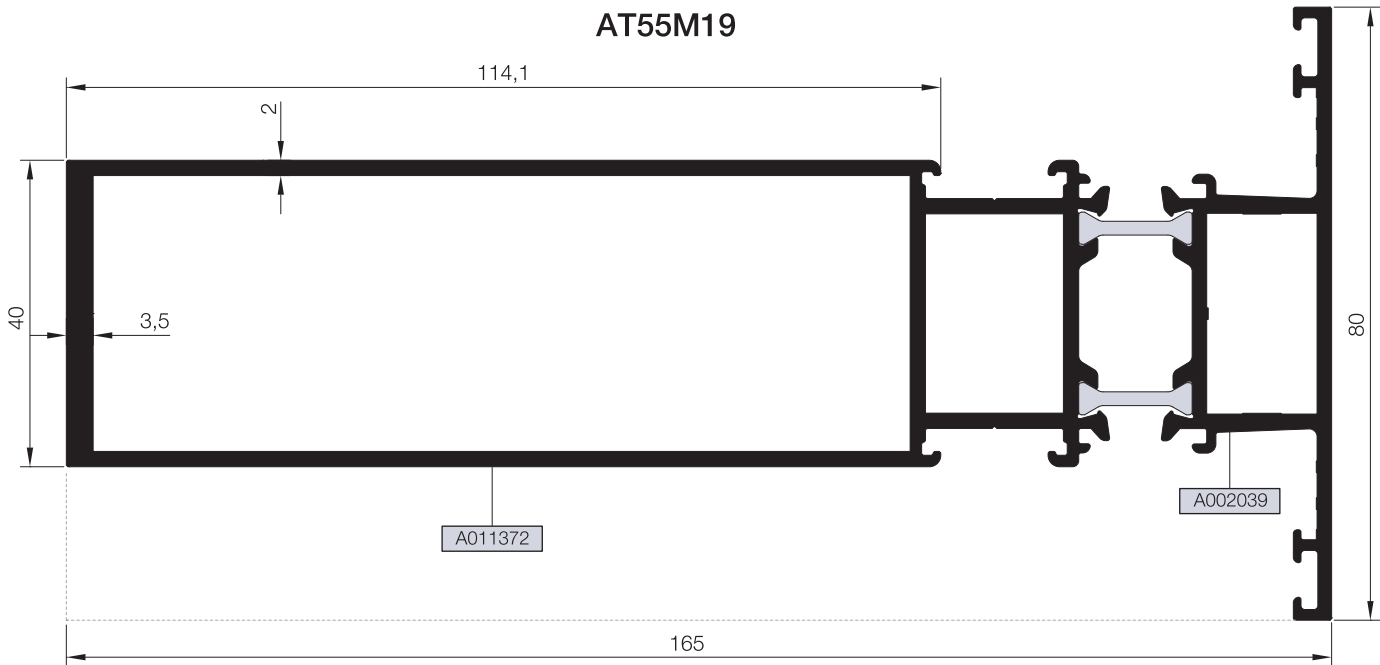
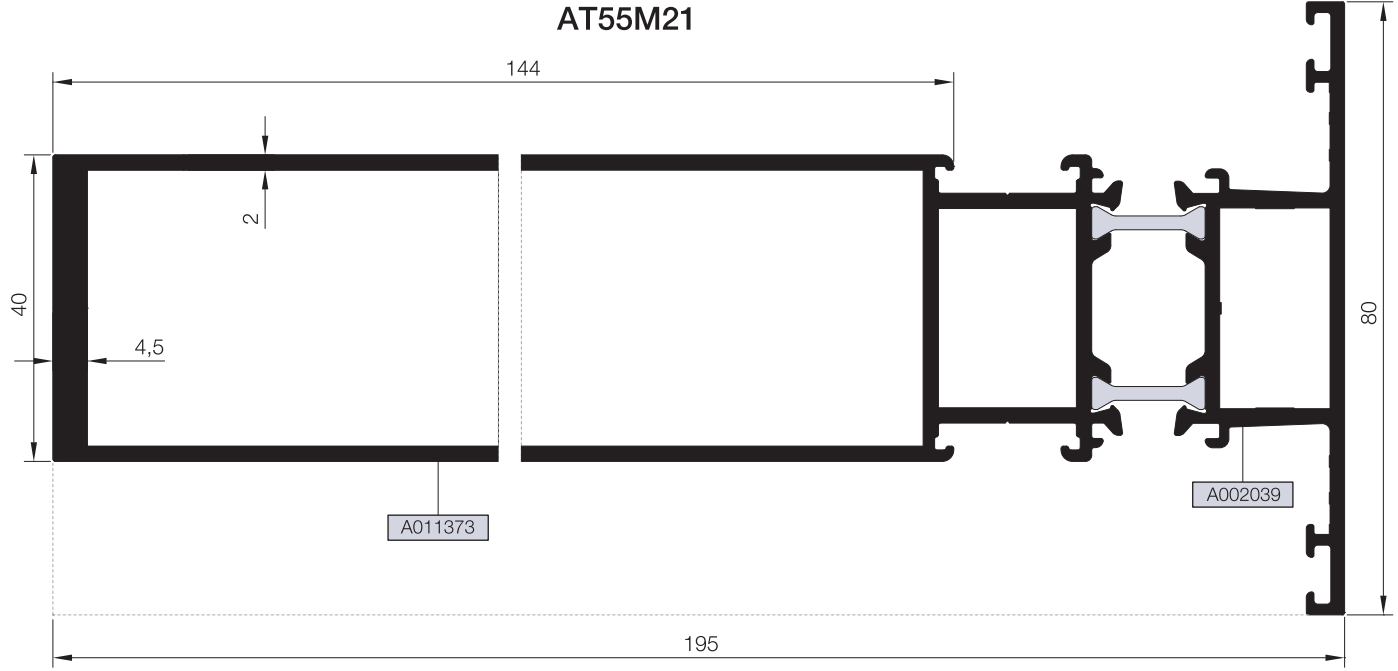
Nr		L m	KESİM ÖLÇÜSÜ CUTTING SIZE	AKS. KODU ACS. CODE
AT55M11 (Kasa ve orta kayıt içinde kullanılır)	A002039	25 J 03 (A010566)	25,5 mm	135 J 03
	A010650	25 J 04 (A010567)	25,5 mm	135 J 04

# TAKVİYELİ ORTA KAYIT PROFİLLERİ

## MULLION PROFILES

# RWT55

KOD / CODE	AĞIRLIK (kg/m) / WEIGHT	Jxx cm <sup>4</sup>	Jyy cm <sup>4</sup>	L m	
AT55M21	3,696	468,826	39,936	6	
AT55M19	3,275	286,092	35,226	6	



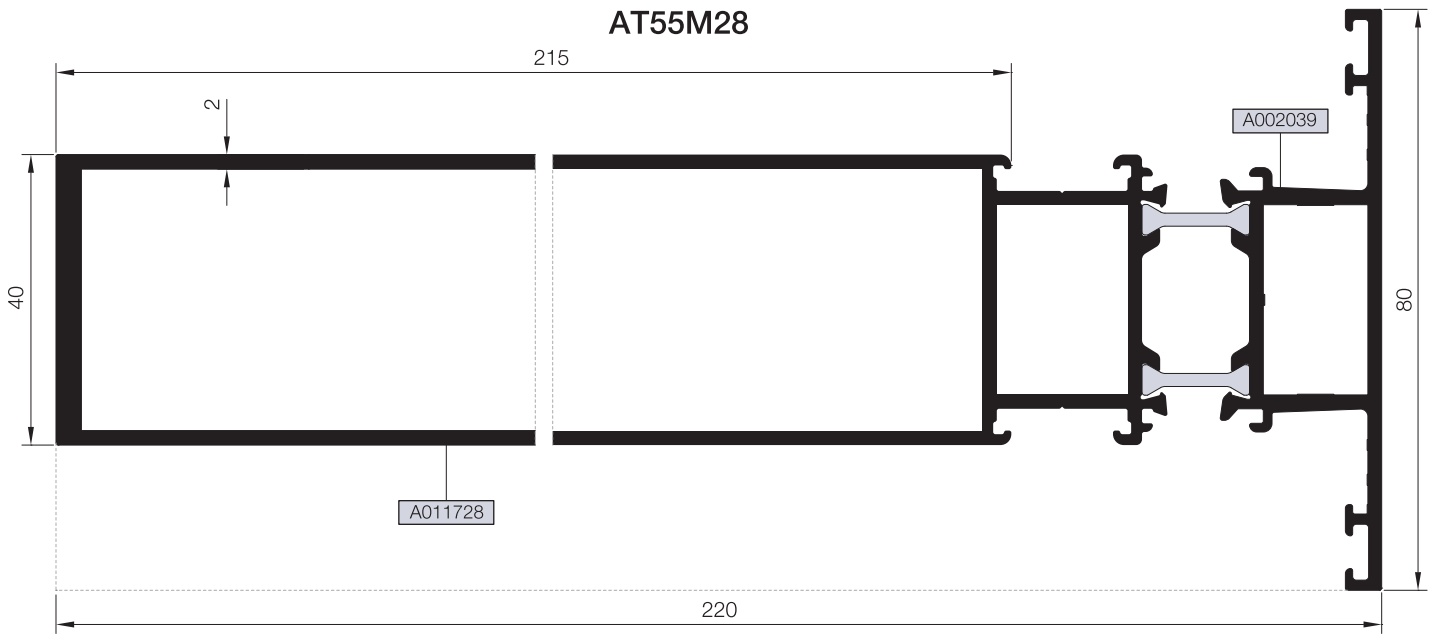
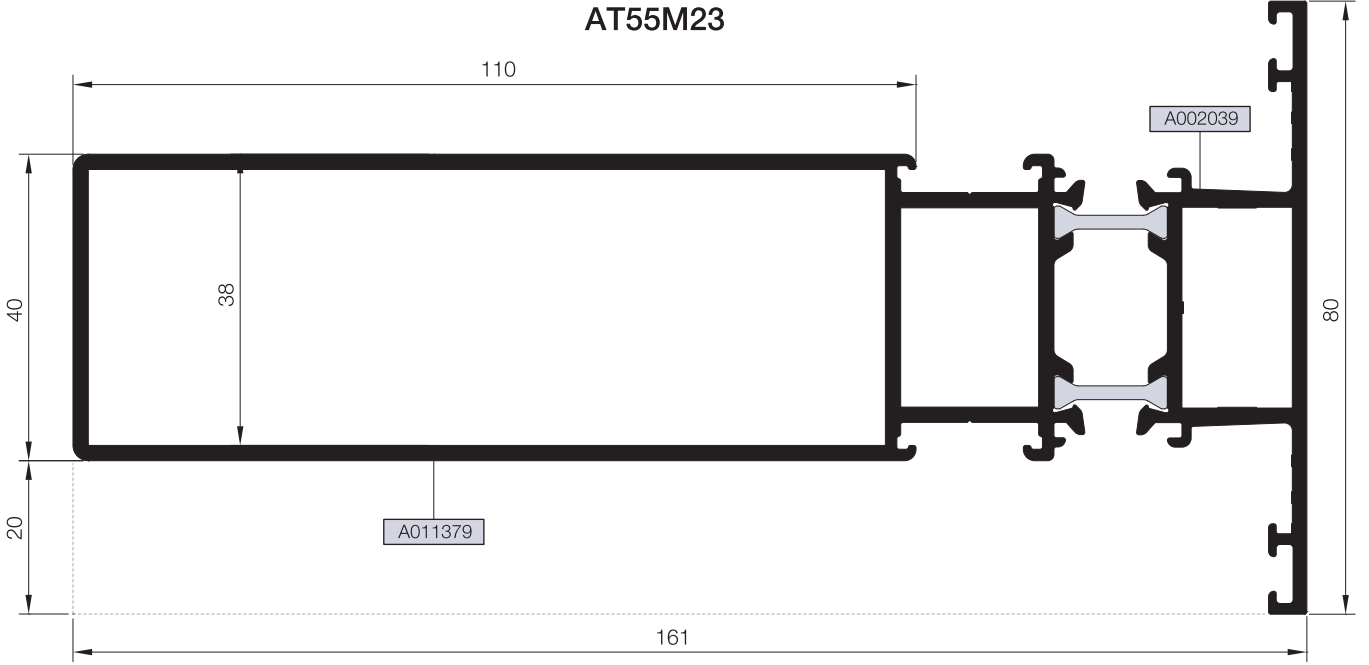
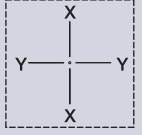
Nr		L m	KESİM ÖLÇÜSÜ CUTTING SIZE	AKS. KODU ACS. CODE
<b>AT55M21</b> (Kasa ve orta kayıt içinde kullanırsa)	A011373	25 J 04 (A010567)	25,6 mm	276 J 04
	A002039	25 J 03 (A010566)	25,6 mm	276 J 03
<b>AT55M19</b> (Kasa ve orta kayıt içinde kullanırsa)	A011372	25 J 04 (A010567)	25,6 mm	276 J 04
	A002039	25 J 03 (A010566)	25,6 mm	276 J 03


# TAKVİYELİ ORTA KAYIT PROFİLLERİ

## MULLION PROFILES

# RWT55

KOD / CODE	AĞIRLIK (kg/m) / WEIGHT	Jxx cm <sup>4</sup>	Jyy cm <sup>4</sup>	L m
AT55M23	3,079	233,224	33,986	6
AT55M28	3,870	-----	-----	6

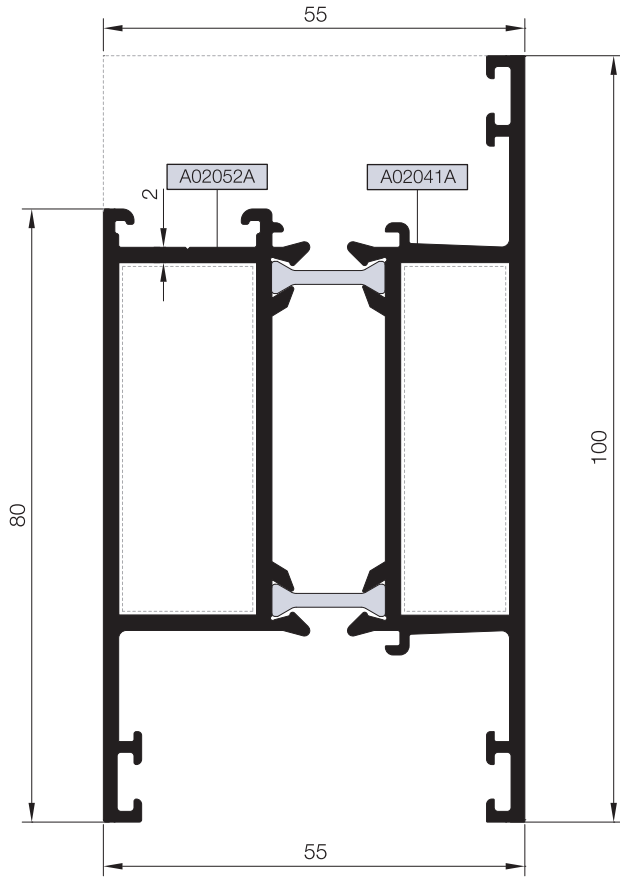


Nr		L m	KESİM ÖLÇÜSÜ CUTTING SIZE	AKS. KODU ACS. CODE
AT55M23 (Kasa ve orta kayıt içinde kullanılırsa)	A011379	25 J 04 (A010567)	25,6 mm	276 J 04
	A002039	25 J 03 (A010566)	25,6 mm	276 J 03
AT55M28 (Kasa ve orta kayıt içinde kullanılırsa)	A011728	25 J 04 (A010567)	25,6 mm	276 J 04
	A002039	25 J 03 (A010566)	25,6 mm	276 J 03

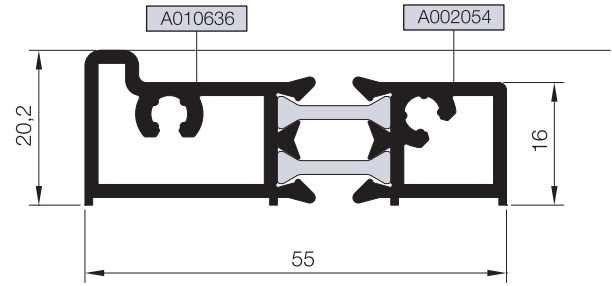


KOD / CODE	AĞIRLIK (kg/m) / WEIGHT	Jxx cm4	Jyy cm4	L m	
AT55K01	2,285	----	----	6	
AT55K04	1,033	----	----	6	
T64 A 19	0,381	----	----	6	

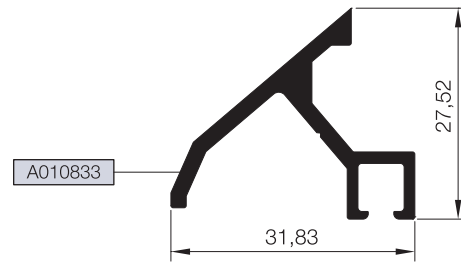
AT55K01



AT55K04



T64 A 19



Nr		L m	KESİM ÖLÇÜSÜ CUTTING SIZE	AKS. KODU ACS. CODE
AT55K01 (Kasa ve orta kayıt içinde kullanırsa)	A02041A	25 J 03 (A010566)	45,5 mm	136 J 03
	A02052A	25 J 04 (A010567)	45,5 mm	136 J 04
AT55K01 (Dışa açılmı kanatlar içinde kullanırsa)	A02041A	25 J 08 (A010653)	45,5 mm	136 J 08
	A02052A	25 J 04 (A010567)	45,5 mm	136 J 04
AT55K01 (İçe açılmı kanatlar içinde kullanırsa)	A02041A	25 J 05 (A011007)	45,5 mm	136 J 05
	A02052A	25 J 04 (A010567)	45,5 mm	136 J 04

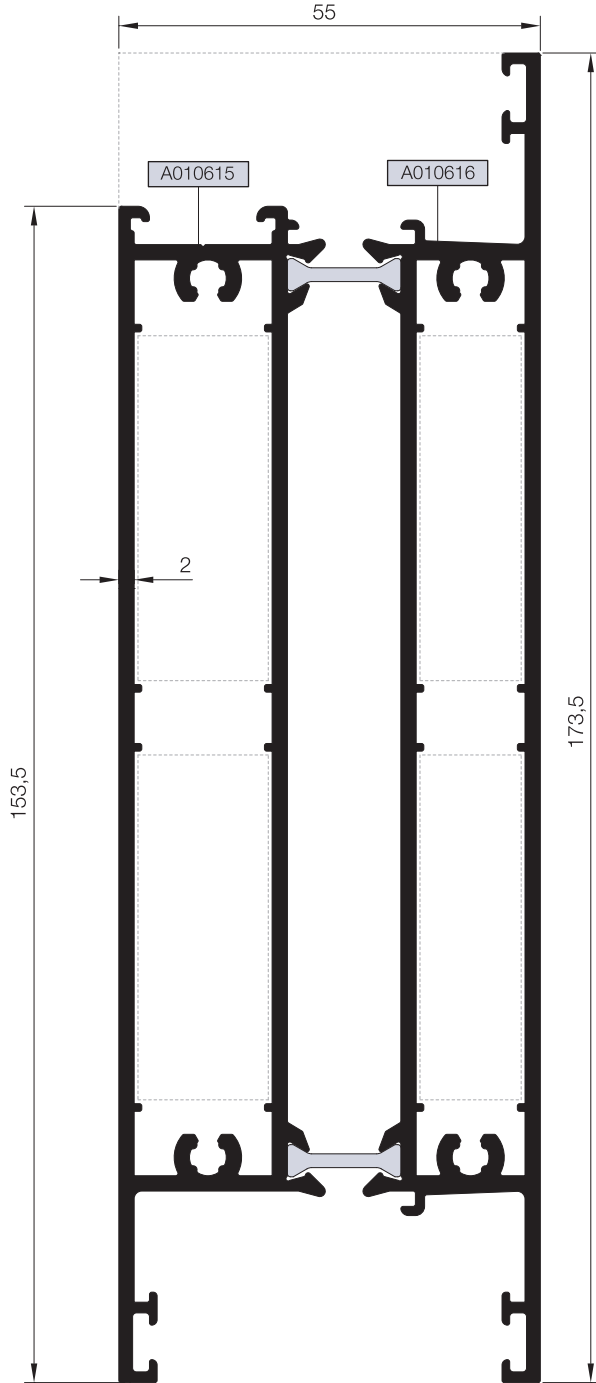
# ETEK PROFİLLERİ

## KICK PLATE PROFILES

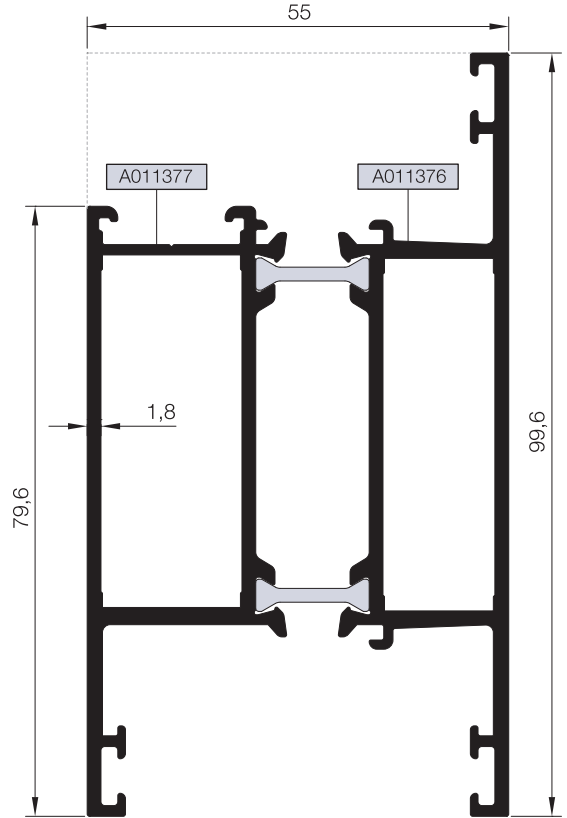
# RWT55

KOD / CODE	AĞIRLIK (kg/m) / WEIGHT	Jxx cm <sup>4</sup>	Jyy cm <sup>4</sup>	L m	
AT55K05	4,193	6,588	351,835	6	
AT55K06	2,168	23,539	47,998	6	

AT55K05



AT55K06



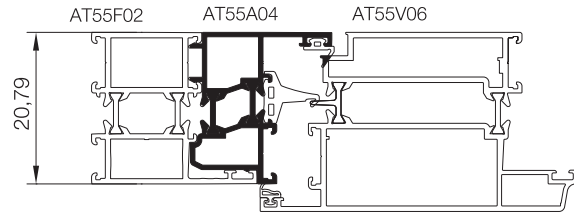
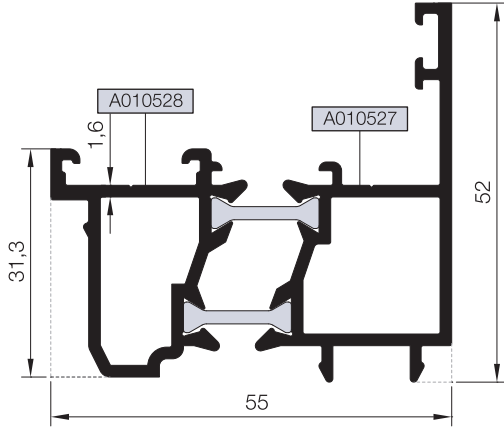
Nr		L m	KESİM ÖLÇÜSÜ CUTTING SIZE	AKS. KODU ACS. CODE
AT55K05 (Kasa ve orta kayıt içinde kullanılır)	A010616	25 J 03 (A010566)	45,5 mm	136 J 03
	A010615	25 J 04 (A010567)	45,5 mm	136 J 04
AT55K05 (Dışa açılım kanatlar içinde kullanılır)	A010616	25 J 08 (A010653)	45,5 mm	136 J 08
	A010615	25 J 04 (A010567)	45,5 mm	136 J 04
AT55K05 (İçe açılım kanatlar içinde kullanılır)	A010616	25 J 05 (A011007)	45,5 mm	136 J 05
	A010615	25 J 04 (A010567)	45,5 mm	136 J 04
AT55K06 (Kasa ve orta kayıt içinde kullanılır)	A011376	25 J 03 (A010566)	45,5 mm	136 J 03
	A011377	25 J 04 (A010567)	45,5 mm	136 J 04
AT55K06 (Dışa açılım kanatlar içinde kullanılır)	A011376	25 J 08 (A010653)	45,5 mm	136 J 08
	A011377	25 J 04 (A010567)	45,5 mm	136 J 04
AT55K06 (İçe açılım kanatlar içinde kullanılır)	A011376	25 J 05 (A011007)	45,5 mm	136 J 05
	A011377	25 J 04 (A010567)	45,5 mm	136 J 04

# ADAPTÖR PROFİLLERİ ADAPTER PROFILES

# RWT55

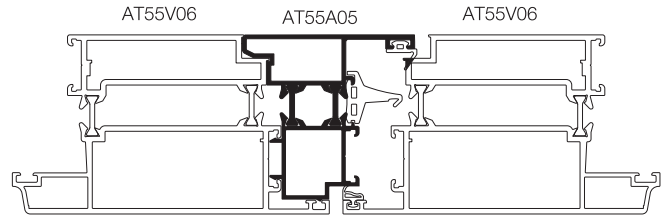
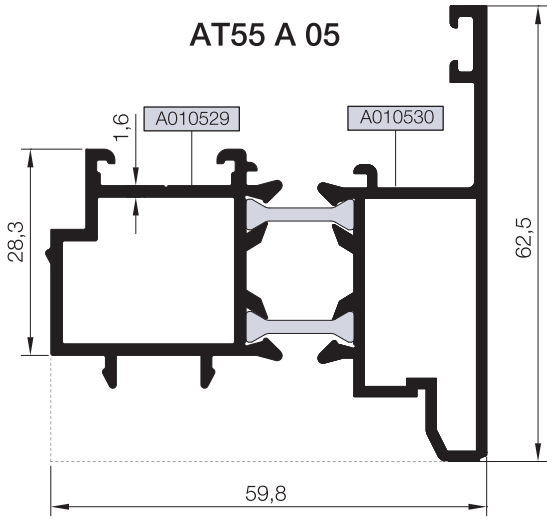
KOD / CODE	AĞIRLIK (kg/m) / WEIGHT	Jxx cm <sup>4</sup>	Jyy cm <sup>4</sup>	L m	
AT55A04	1,203	----	----	6	
AT55A05	1,314	----	----	6	
AT55A20	1,264	----	----	6	

**AT55A04**



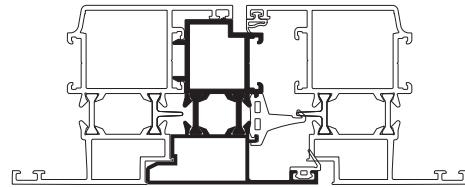
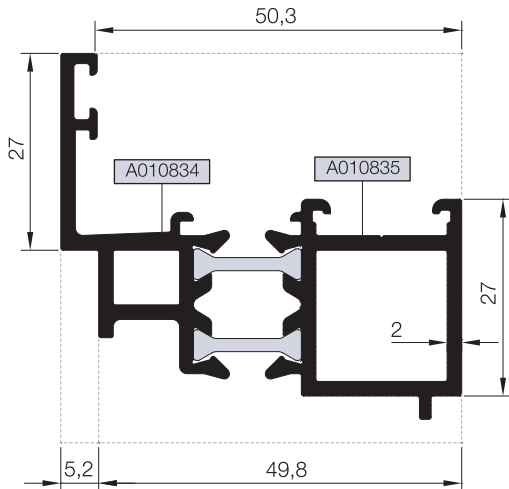
Ölçek/Scale: 1/2

**AT55 A 05**



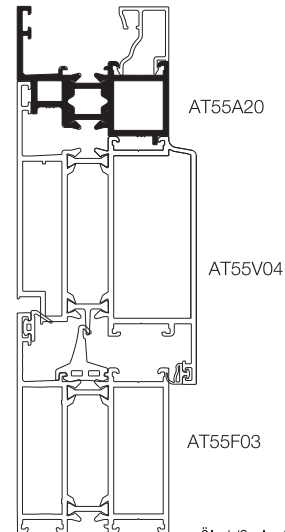
Ölçek/Scale: 1/2

**AT55A20**



AT55V05 AT55A05 AT55V05

Ölçek/Scale: 1/2



AT55A20

AT55V04

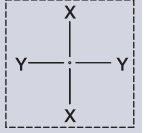
AT55F03

Ölçek/Scale: 1/2

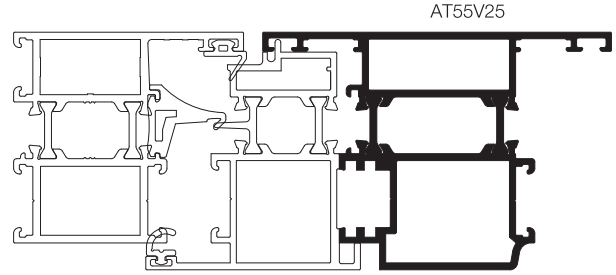
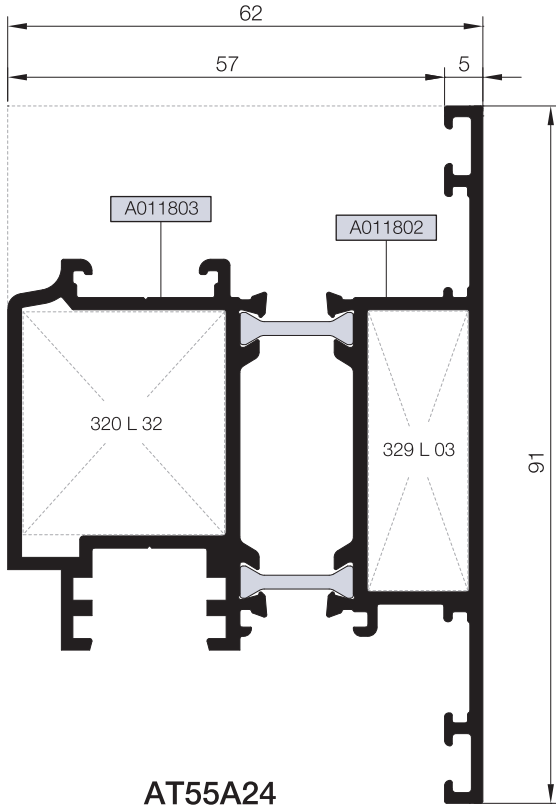
PİVOT KANAT VE ADAPTÖR PROFİLLERİ  
VENT & ADAPTER PROFILES FOR PIVOT

# RWT55

KOD / CODE	AĞIRLIK (kg/m) / WEIGHT	Jxx cm <sup>4</sup>	Jyy cm <sup>4</sup>	L m
AT55V25	1,919	21,128	27,264	6
AT55A24	1,353	-----	-----	6

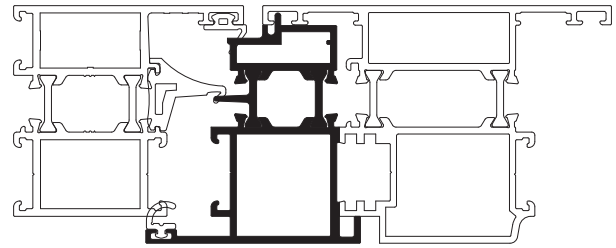
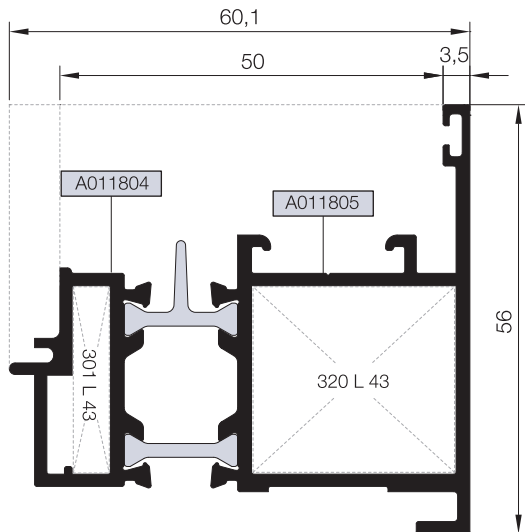


## AT55V25



Ölçek/Scale: 1/2

## AT55A24



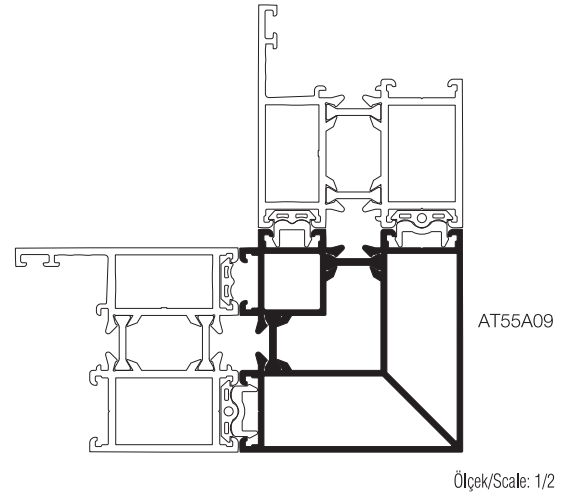
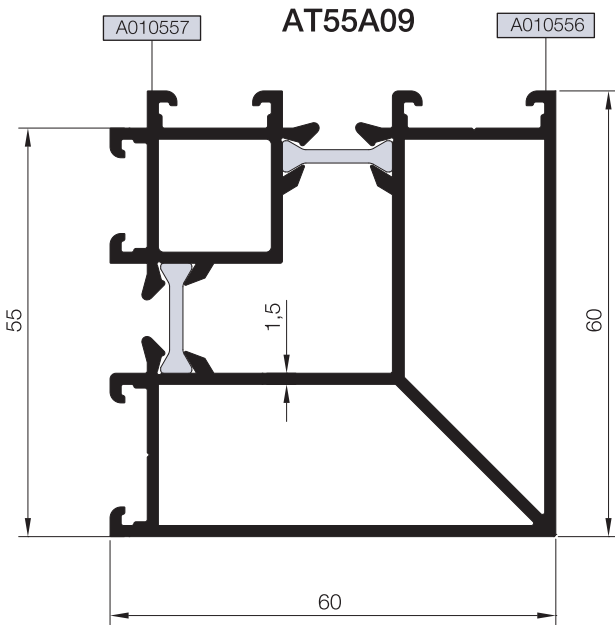
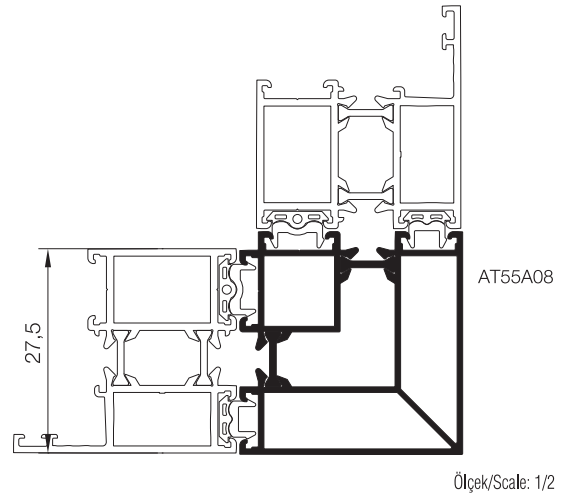
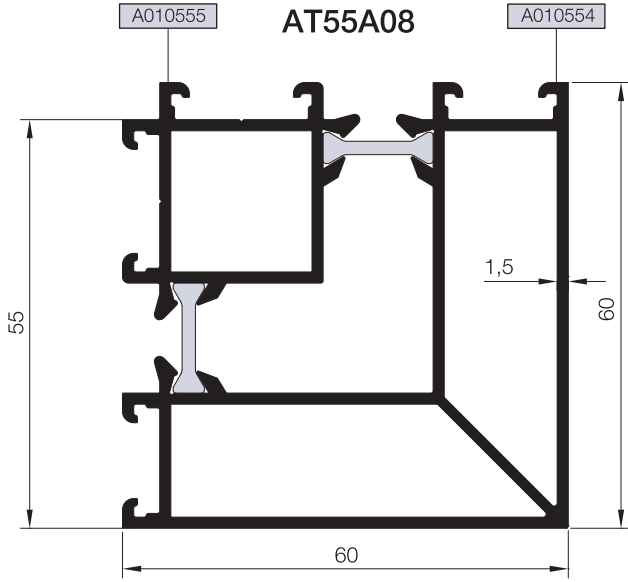
Ölçek/Scale: 1/2

Nr		L m	KESİM ÖLÇÜSÜ CUTTING SIZE	AKS. KODU ACS. CODE
AT55V25	A011803	25 L 32 (A002430)	26,3 mm	320 L 32
	A011802	25 L 03 (A002021)	13,0 mm	329 L 03
AT55A24	A011804	25 L 43 (A010785)	4,7 mm	301 L 43
	A011805	25 L 43 (A010785)	26,3 mm	320 L 43

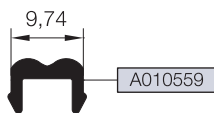
# ADAPTÖR PROFİLLERİ ADAPTER PROFILES

# RWT55

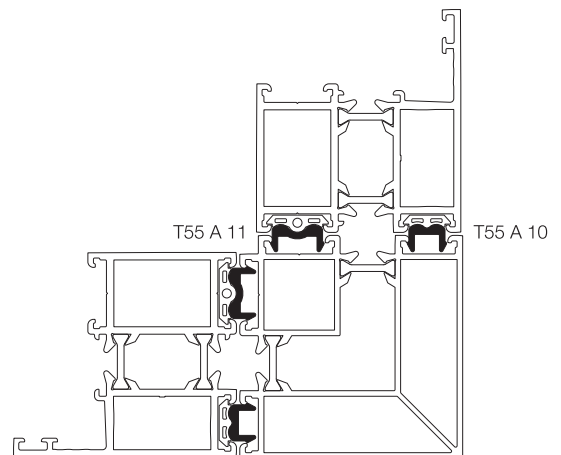
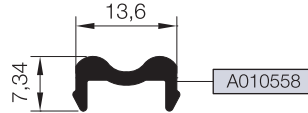
KOD / CODE	AĞIRLIK (kg/m) / WEIGHT	Jxx cm <sup>4</sup>	Jyy cm <sup>4</sup>	L m	
AT55A08	1,797	25,024	25,024	6	
AT55A09	1,778	24,785	24,795	6	
T55 A 10	0,099	----	----	6	
T55 A 11	0,127	----	----	6	



T55 A 10



T55 A 11



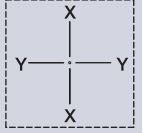
Ölçek/Scale: 1/2

# ADAPTÖR VE TİJ PROFİLLERİ

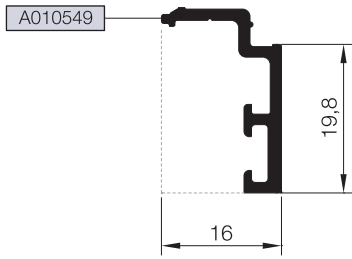
## ADAPTER AND SLIDING ROD PROFILES

# RWT55

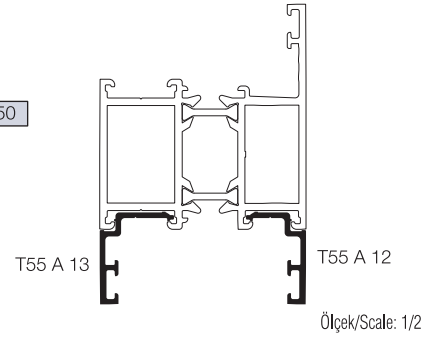
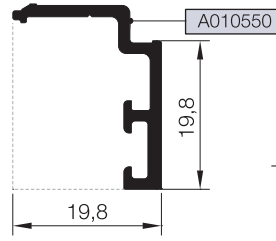
KOD / CODE	AĞIRLIK (kg/m) / WEIGHT	Jxx cm4	Jyy cm4	L m
T55 A 12	0,205	----	----	6
T55 A 13	0,220	----	----	6
25 P 01	0,185	----	----	6
25 I 07	0,143	----	----	6
25 I 04	0,153	----	----	6



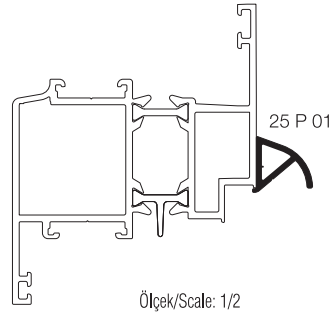
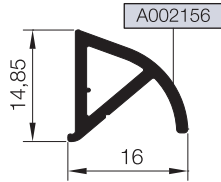
**T55 A 12**



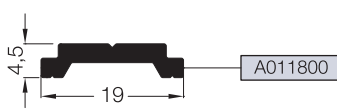
**T55 A 13**



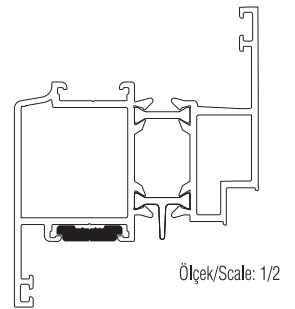
**25 P 01**



**25 I 07\***

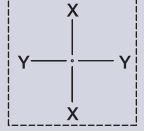


**25 I 04**

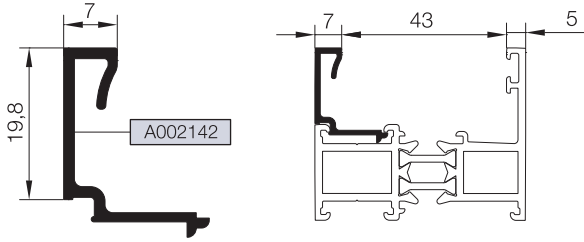


\*Giese kol ve kilitleme aksesuarları sadece 25 I 07 tij profili ile kullanılmalıdır.  
Giese handle and locking accessories should be used with only 25 I 07 rod profile

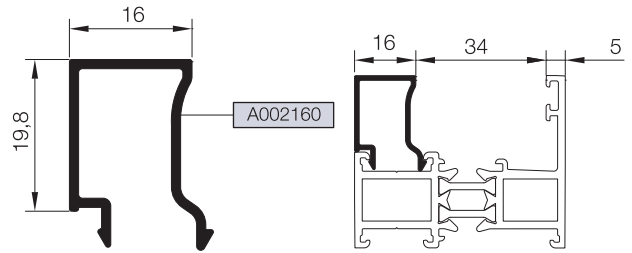
KOD / CODE	AĞIRLIK (kg/m) / WEIGHT	L m	KOD / CODE	AĞIRLIK (kg/m) / WEIGHT	L m
25 G 21	0,196	6	25 G 09	0,229	6
25 G 28	0,218	6	25 G 12	0,270	6
25 G 11	0,224	6	25 G 13	0,278	6
25 G 10	0,225	6	25 G 14	0,280	6



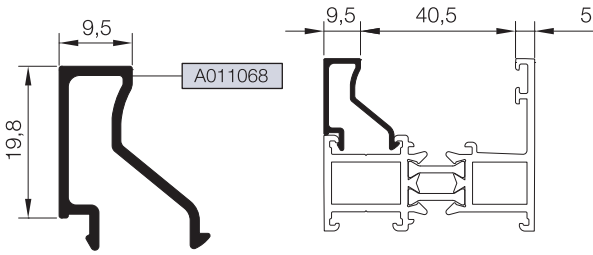
**25 G 21**



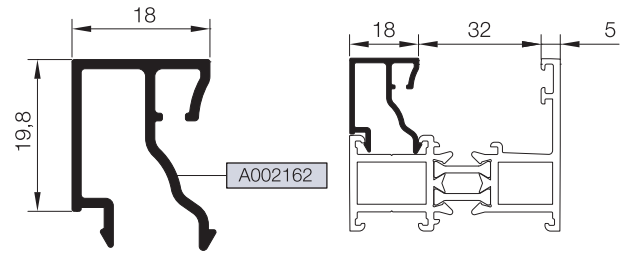
**25 G 09**



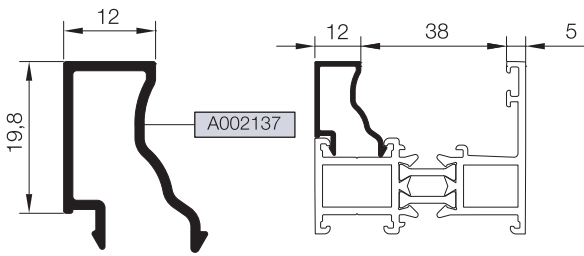
**25 G 28**



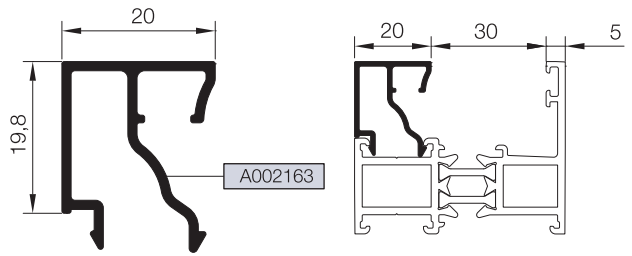
**25 G 12**



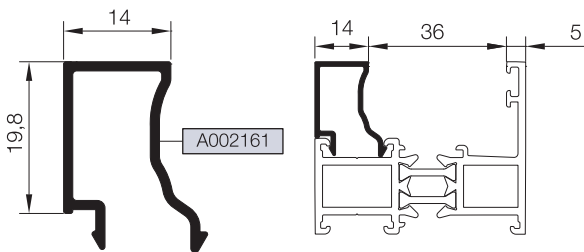
**25 G 11**



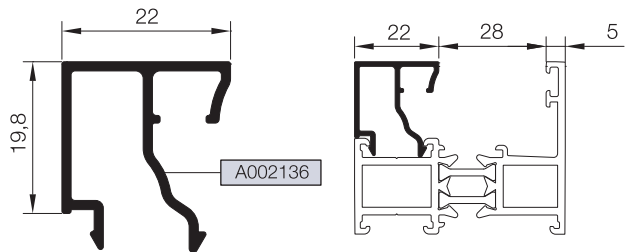
**25 G 13**



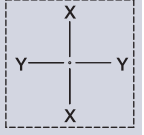
**25 G 10**



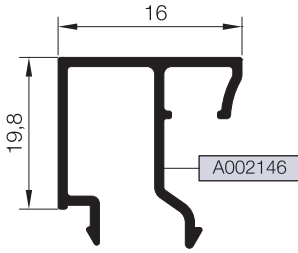
**25 G 14**



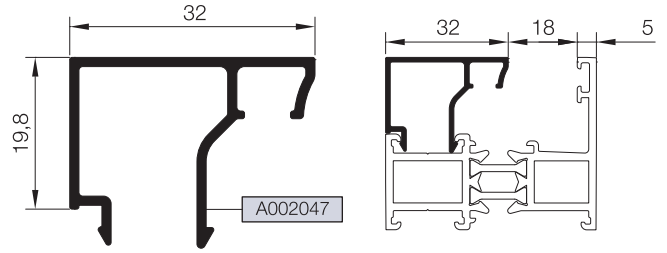
KOD / CODE	AĞIRLIK (kg/m) / WEIGHT	L m	KOD / CODE	AĞIRLIK (kg/m) / WEIGHT	L m
25 G 15	0,282	6	25 G 08	0,309	6
25 G 16	0,287	6	25 G 19	0,317	6
25 G 17	0,292	6	25 G 20	0,327	6
25 G 18	0,300	6			



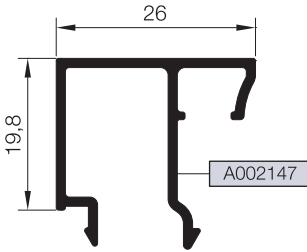
**25 G 15**



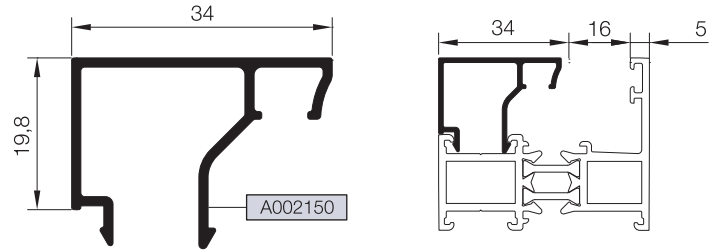
**25 G 08**



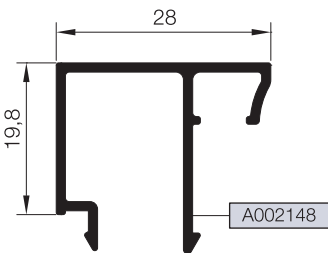
**25 G 16**



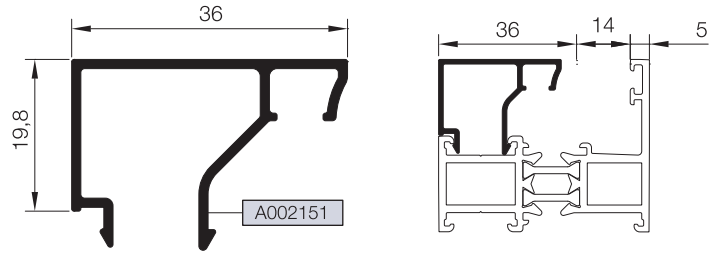
**25 G 19**



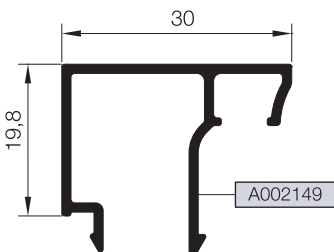
**25 G 17**



**25 G 20**

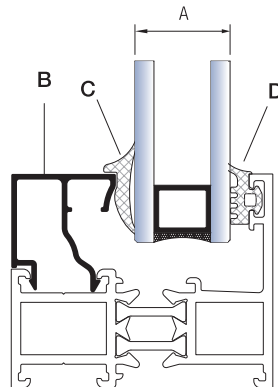


**25 G 18**





B CAM ÇİTASI GLAZING BEAD	C İÇ CAM FİTİLİ GLAZING GASKET	A CAM KALINLIĞI GLASS THICKNESS	D DIŞ CAM FİTİLİ GLAZING GASKET
25 G 20	01.17.05	5 mm	01.11.15
25 G 20	01.17.04	6 mm	01.11.15
25 G 20	01.17.03	7 mm	01.11.15
25 G 19	01.17.04	8 mm	01.11.15
25 G 19	01.17.03	9 mm	01.11.15
25 G 08	01.17.04	10 mm	01.11.15
25 G 08	01.17.03	11 mm	01.11.15
25 G 18	01.17.04	12 mm	01.11.15
25 G 18	01.17.03	13 mm	01.11.15
25 G 17	01.17.04	14 mm	01.11.15
25 G 17	01.17.03	15 mm	01.11.15
25 G 16	01.17.04	16 mm	01.11.15
25 G 16	01.17.03	17 mm	01.11.15
25 G 15	01.17.04	18 mm	01.11.15
25 G 15	01.17.03	19 mm	01.11.15
25 G 14	01.17.04	20 mm	01.11.15
25 G 14	01.17.03	21 mm	01.11.15
25 G 13	01.17.04	22 mm	01.11.15
25 G 13	01.17.03	23 mm	01.11.15
25 G 12	01.17.04	24 mm	01.11.15
25 G 12	01.17.03	25 mm	01.11.15
25 G 09	01.17.04	26 mm	01.11.15
25 G 09	01.17.03	27 mm	01.11.15
25 G 10	01.17.04	28 mm	01.11.15
25 G 10	01.17.03	29 mm	01.11.15
25 G 11	01.17.04	30 mm	01.11.15
25 G 11	01.17.03	31 mm	01.11.15
25 G 28	01.17.05	32 mm	01.11.15
25 G 28	01.17.04	33 mm	01.11.15
25 G 21	01.17.05	34 mm	01.11.15
25 G 21	01.17.04	35 mm	01.11.15
25 G 21	01.17.03	36 mm	01.11.15



## TAKOZLAR (CLEATS)

PROFİL KODU (PROFILE CODE)	25 L 03	25 L 04	25 L 13	25 L 16
FABRİKA KODU (FACTORY CODE)	A002021	A002211	A002058	A002061
AĞIRLIK (WEIGHT)	4,315 kg/m	7,711 kg/m	3,561 kg/m	3,554 kg/m
ÇİZİM (DRAWING)				

PROFİL KODU (PROFILE CODE)	25 L 25	25 L 26	25 L 29	25 L 30
FABRİKA KODU (FACTORY CODE)	A010539	A010540	A010543	A010544
AĞIRLIK (WEIGHT)	8,384 kg/m	4,870 kg/m	3,582 kg/m	13,748 kg/m
ÇİZİM (DRAWING)				

PROFİL KODU (PROFILE CODE)	25 L 31	25 L 32	25 L 35	25 L 38
FABRİKA KODU (FACTORY CODE)	A010545	A002430	A010076	A002074
AĞIRLIK (WEIGHT)	10,169 kg/m	3,702 kg/m	4,192 kg/m	4,854 kg/m
ÇİZİM (DRAWING)				

PROFİL KODU (PROFILE CODE)	25 L 43	25 L 51	25 L 52	25 L 67
FABRİKA KODU (FACTORY CODE)	A010785	A010887	A010888	A011006
AĞIRLIK (WEIGHT)	6,427 kg/m	4,409 kg/m	4,377 kg/m	3,258 kg/m
ÇİZİM (DRAWING)				

PROFİL KODU (PROFILE CODE)	25 L 68			
FABRİKA KODU (FACTORY CODE)	A011005			
AĞIRLIK (WEIGHT)	7,318 kg/m			
ÇİZİM (DRAWING)				

## ORTA KAYIT BAĞLANTI (MULLION CONNECTION PIECE)

PROFİL KODU (PROFILE CODE)	25 J 03	25 J 04	25 J 05	25 J 08
FABRİKA KODU (FACTORY CODE)	A010566	A010567	A011007	A010653
AĞIRLIK (WEIGHT)	0,664 kg/m	0,797 kg/m	0,723 kg/m	0,847 kg/m
ÇİZİM (DRAWING)				



## KOŞE TAKOZLARI (CORNER CLEATS)

Nr		L m	KESİM ÖLÇÜSÜ CUTTING SIZE	AKS. KODU ACS. CODE
AT55F01	A002038	25 L 13 (A002058)	17,7 mm	120 L 13
	A002043	25 L 13 (A002058)	13,9 mm	119 L 13
AT55F02	A002040	25 L 16 (A002061)	17,7 mm	120 L 16
	A010552	25 L 16 (A002061)	13,9 mm	119 L 16
AT55F03	A02042A	25 L 26 (A010540)	17,7 mm	120 L 26
	A010553	25 L 26 (A010540)	13,9 mm	119 L 26
AT55F04	A010822	25 L 13 (A002058)	18,4 mm	188 L 13
	A010823	25 L 13 (A002058)	14,7 mm	191 L 13
AT55F05	A010839	25 L 16 (A002061)	17,7 mm	120 L 16
	A010552	25 L 16 (A002061)	13,9 mm	119 L 16
AT55F06	A010901	25 L 26 (A010540)	16,0 mm	199 L 26
	A010902	25 L 26 (A010540)	12,2 mm	200 L 26
AT55F07	A010850	25 L 16 (A002061)	18,4 mm	188 L 16
	A010952	25 L 16 (A002061)	14,7 mm	191 L 16
AT55F08	A011292	25 L 16 (A002061)	13,9 mm	119 L 16
	A011291	25 L 16 (A002061)	13,9 mm	119 L 16
AT55F09	A010650	25 L 16 (A002061)	17,7 mm	120 L 16
	A010552	25 L 16 (A002061)	13,9 mm	119 L 16
AT55F10	A002040	25 L 16 (A002061)	17,7 mm	120 L 16
	A011401	25 L 16 (A002061)	13,9 mm	119 L 16
AT55F11	A02052A	25 L 26 (A010540)	17,7 mm	120 L 16
	A010553	25 L 26 (A010540)	13,9 mm	119 L 16
AT55V04	A010522	25 L 25 (A010539)	27,7 mm	108 L 25
	A010521	25 L 30 (A010539)	5,7 mm	129 L 30
AT55V05	A010518	25 L 32 (A002430)	28,1 mm	126 L 32
	A010519	25 L 29 (A010543)	6,1 mm	127 L 29
AT55V06	A010523	25 L 31 (A010545)	23,9 mm	130 L 31
	A010524	25 L 31 (A010545)	5,7 mm	129 L 31
AT55V07	A010824	25 L 38 (A002074)	28,5 mm	121 L 38
	A010825	25 L 35 (A010076)	6,4 mm	168 L 35
AT55V10	A010777	25 L 25 (A010539)	27,7 mm	108 L 25
	A010521	25 L 30 (A010544)	5,7 mm	129 L 30
AT55V11	A010852	25 L 32 (A002430)	28,1 mm	126 L 32
	A010853	25 L 29 (A010543)	6,0 mm	100 L 29



Nr		L m	KESİM ÖLÇÜSÜ CUTTING SIZE	AKS. KODU ACS. CODE
AT55V12	A010904	25 L 25 (A010539)	27,0 mm	157 L 25
	A010905	25 L 30 (A010544)	5,2 mm	185 L 30
AT55V13	A010931	25 L 67 (A011006)	28,1 mm	126 L 67
	A010853	25 L 29 (A010543)	6,0 mm	100 L 29
AT55V14	A010981	25 L 68 (A011005)	28,1 mm	126 L 68
	A010982	25 L 04 (A002211)	5,8 mm	167 L 04
AT55V15	A010984	25 L 25 (A010539)	5,8 mm	167 L 25
	A010983	25 L 68 (A011005)	24,3 mm	235 L 68
AT55V16	A010985	25 L 52 (A010888)	28,1 mm	126 L 52
	A010986	25 L 03 (A002021)	6,0 mm	100 L 03
AT55V19	A011375	25 L 31 (A010545)	6,0 mm	100 L 31
	A011374	25 L 31 (A010545)	24,2 mm	299 L 31
AT55V20	A011403	25 L 32 (A002430)	27,5 mm	176 L 32
	A011404	25 L 29 (A010543)	5,5 mm	238 L 29
AT55V21	A011462	25 L 51 (A010887)	27,5 mm	176 L 51
	A011463	25 L 35 (A010076)	5,5 mm	238 L 35
AT55V25	A011803	25 L 32 (A002430)	26,3 mm	320 L 32
	A011802	25 L 03 (A002021)	13,0 mm	329 L 03
AT55A24	A011804	25 L 43 (A010785)	4,7 mm	301 L 43
	A011805	25 L 43 (A010785)	26,3 mm	320 L 43
AT55M01	A002037	25 L 13 (A002058)	13,9 mm	119 L 13
	A002038	25 L 13 (A002058)	17,7 mm	120 L 13
AT55M02	A002039	25 L 16 (A002061)	13,9 mm	119 L 16
	A002040	25 L 16 (A002061)	17,7 mm	120 L 16
AT55M03	A02041A	25 L 26 (A010540)	13,9 mm	119 L 26
	A02042A	25 L 26 (A010540)	17,7 mm	120 L 26
AT55M12	A010822	25 L 13 (A002058)	18,4 mm	188 L 13
	A010826	25 L 13 (A002058)	14,7 mm	191 L 13
AT55M13	A010850	25 L 16 (A002061)	18,4 mm	188 L 16
	A010851	25 L 16 (A002061)	14,7 mm	191 L 16
AT55M14	A010901	25 L 26 (A010540)	16,0 mm	199 L 26
	A010903	25 L 26 (A010540)	12,2 mm	200 L 26

## ORTA KAYIT BAĞLANTI (MULLION CONNECTION PIECE)



### Kasa ve Orta Kayıt içinde kullanılırsa (Use in frame and mullion)


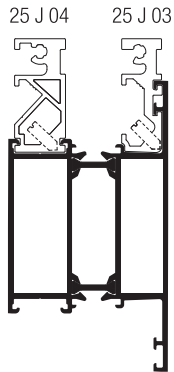
Nr	 L m	KESİM ÖLÇÜSÜ CUTTING SIZE	 AKS. KODU ACS. CODE
AT55M01	A002037 25 J 03 (A010566)	10,5 mm	102 J 03
	A002038 25 J 04 (A010567)	10,5 mm	136 J 04
AT55M02	A002039 25 J 03 (A010566)	25,5 mm	102 J 03
	A002040 25 J 04 (A010567)	25,5 mm	136 J 04
AT55M03	A002041A 25 J 03 (A010566)	45,5 mm	102 J 03
	A002042A 25 J 04 (A010567)	45,5 mm	136 J 04
AT55M04	A010525 25 J 03 (A010566)	80,5 mm	102 J 03
	A010526 25 J 04 (A010567)	80,5 mm	136 J 04
AT55M05	A002073 25 J 03 (A010566)	25,5 mm	102 J 03
	A002040 25 J 04 (A010567)	25,5 mm	136 J 04
AT55M10	A002037 25 J 03 (A010566)	10,5 mm	102 J 03
	A010649 25 J 04 (A010567)	10,5 mm	136 J 04
AT55M11	A002039 25 J 03 (A010566)	25,5 mm	102 J 03
	A010650 25 J 04 (A010567)	25,5 mm	136 J 04
AT55M12	A010822 25 J 04 (A010567)	10,7 mm	136 J 04
	A010826 25 J 03 (A010566)	10,7 mm	102 J 03
AT55M13	A010851 25 J 03 (A010566)	25,5 mm	102 J 03
	A010850 25 J 04 (A010567)	25,5 mm	136 J 04
AT55M18	A011195 25 J 04 (A010567)	25,5 mm	102 J 03
	A002040 25 J 03 (A010566)	25,5 mm	136 J 04
AT55M19	A011372 25 J 04 (A010567)	25,6 mm	136 J 04
	A002039 25 J 03 (A010566)	25,6 mm	102 J 03
AT55M20	A011371 25 J 04 (A010567)	25,6 mm	136 J 04
	A002039 25 J 03 (A010566)	25,6 mm	102 J 03
AT55M21	A011373 25 J 04 (A010567)	25,6 mm	136 J 04
	A002039 25 J 03 (A010566)	25,6 mm	102 J 03
AT55M22	A011380 25 J 04 (A010567)	25,6 mm	136 J 04
	A002039 25 J 03 (A010566)	25,6 mm	102 J 03
AT55M23	A011379 25 J 04 (A010567)	25,6 mm	136 J 04
	A002039 25 J 03 (A010566)	25,6 mm	102 J 03
AT55K01	A02041A 25 J 03 (A010566)	45,5 mm	102 J 03
	A02052A 25 J 04 (A010567)	45,5 mm	136 J 04
AT55K05	A010616 25 J 03 (A010566)	45,5 mm	102 J 03
	A010615 25 J 04 (A010567)	45,5 mm	136 J 04
AT55K06	A011376 25 J 03 (A010566)	45,5 mm	102 J 03
	A011377 25 J 04 (A010567)	45,5 mm	136 J 04

### Kanat profili içinde kullanılırsa (Use in Vent Profile)

Nr	 L m	KESİM ÖLÇÜSÜ CUTTING SIZE	 AKS. KODU ACS. CODE
AT55M01	A002037 25 J 05 (A011007)	10,5 mm	102 J 05
	A002038 25 J 04 (A010567)	10,5 mm	102 J 04
AT55M02	A002039 25 J 05 (A011007)	25,5 mm	135 J 05
	A002040 25 J 04 (A010567)	25,5 mm	135 J 04
AT55M03	A002041A 25 J 05 (A011007)	45,5 mm	136 J 05
	A002042A 25 J 04 (A010567)	45,5 mm	136 J 04
AT55M04	A010525 25 J 05 (A011007)	80,5 mm	137 J 05
	A010526 25 J 04 (A010567)	80,5 mm	137 J 04
AT55K01	A002037 25 J 05 (A011007)	45,5 mm	136 J 05
	A02052A 25 J 04 (A010567)	45,5 mm	136 J 04
AT55K05	A010616 25 J 05 (A011007)	45,5 mm	136 J 05
	A010615 25 J 04 (A010567)	45,5 mm	136 J 04
AT55M06	A011376 25 J 05 (A011007)	45,5 mm	136 J 05
	A011377 25 J 04 (A010567)	45,5 mm	136 J 04

### Dışa açılım kanat profili içinde kullanılırsa (Use in Outside Vent Profile)

Nr	 L m	KESİM ÖLÇÜSÜ CUTTING SIZE	 AKS. KODU ACS. CODE
AT55M01	A002037 25 J 08 (A010653)	10,5 mm	102 J 08
	A002038 25 J 04 (A010567)	10,5 mm	136 J 04
AT55M02	A002039 25 J 08 (A010653)	25,5 mm	102 J 08
	A002040 25 J 04 (A010567)	25,5 mm	136 J 04
AT55M03	A002041A 25 J 08 (A010653)	45,5 mm	102 J 08
	A002042A 25 J 04 (A010567)	45,5 mm	136 J 04
AT55M04	A010525 25 J 08 (A010653)	80,5 mm	102 J 08
	A010526 25 J 04 (A010567)	80,5 mm	136 J 04
AT55K01	A02041A 25 J 08 (A010653)	45,5 mm	102 J 08
	A02052A 25 J 04 (A010567)	45,5 mm	136 J 04
AT55K05	A010616 25 J 08 (A010653)	45,5 mm	102 J 08
	A010615 25 J 04 (A010567)	45,5 mm	136 J 04
AT55M06	A011376 25 J 08 (A010653)	45,5 mm	102 J 08
	A011377 25 J 04 (A010567)	45,5 mm	136 J 04



## STOKTA BULUNAN SİSTEM PROFİLLERİNİN LİSTESİ (LIST OF SYSTEM PROFILES IN STOCK)

Nr		MIN. SİPARİŞ MİKTARI MIN. ORDER QUANTITY
AT55F01	A002038	75 kg
	A002043	75 kg
AT55F02	A002040	75 kg
	A010552	75 kg
AT55F03	A02042A	75 kg
	A010553	75 kg
AT55F04	A010822	75 kg
	A010823	75 kg
AT55F07	A010850	75 kg
	A010952	75 kg
AT55V04	A010522	75 kg
	A010521	75 kg
AT55V05	A010518	75 kg
	A010519	75 kg
AT55V06	A010523	75 kg
	A010524	75 kg
AT55V07	A010824	75 kg
	A010825	75 kg
AT55V11	A010852	75 kg
	A010853	75 kg
AT55V13	A010931	75 kg
	A010853	75 kg
AT55V14	A010981	75 kg
	A010982	75 kg
AT55V16	A010985	75 kg
	A010986	75 kg
AT55V19	A011374	75 kg
	A011375	75 kg
AT55M01	A002038	75 kg
	A002037	75 kg
AT55M02	A002040	75 kg
	A002039	75 kg
AT55M03	A02042A	75 kg
	A02041A	75 kg
AT55M04	A010526	75 kg
	A010525	75 kg
AT55M09	A010617	75 kg
	A002039	75 kg
AT55M12	A010822	75 kg
	A010826	75 kg
AT55M13	A010850	75 kg
	A010851	75 kg

Nr		MIN. SİPARİŞ MİKTARI MIN. ORDER QUANTITY
AT55K01	A002052	75 kg
	A02041A	75 kg
AT55K05	A010615	75 kg
	A010616	75 kg
AT55A04	A010528	75 kg
	A010527	75 kg
AT55A05	A010529	75 kg
	A010530	75 kg
AT55A06	A010537	75 kg
	A010538	75 kg

\* STOKTA BULUNMAYAN TÜM PROFİLLER İÇİN MİNİMUM SİPARİŞ MİKTARI 300\*KG'DİR.  
MINIMUM ORDER QUANTITY FOR ALL THE PROFILES THAT ARE NOT IN STOCK IS 300 KG.



# MİMARİ KATALOG

## ARCHITECTURAL CATALOGUE

Alüminyum Kapı Pencere ve Giydirme Cephe Sistemleri  
Aluminium Window Doors and Facade Systems



Rescara Sistem Detayları  
Rescara System Details

# RWT55

DETAYLAR

DETAILS

01

02

03

04

05

06

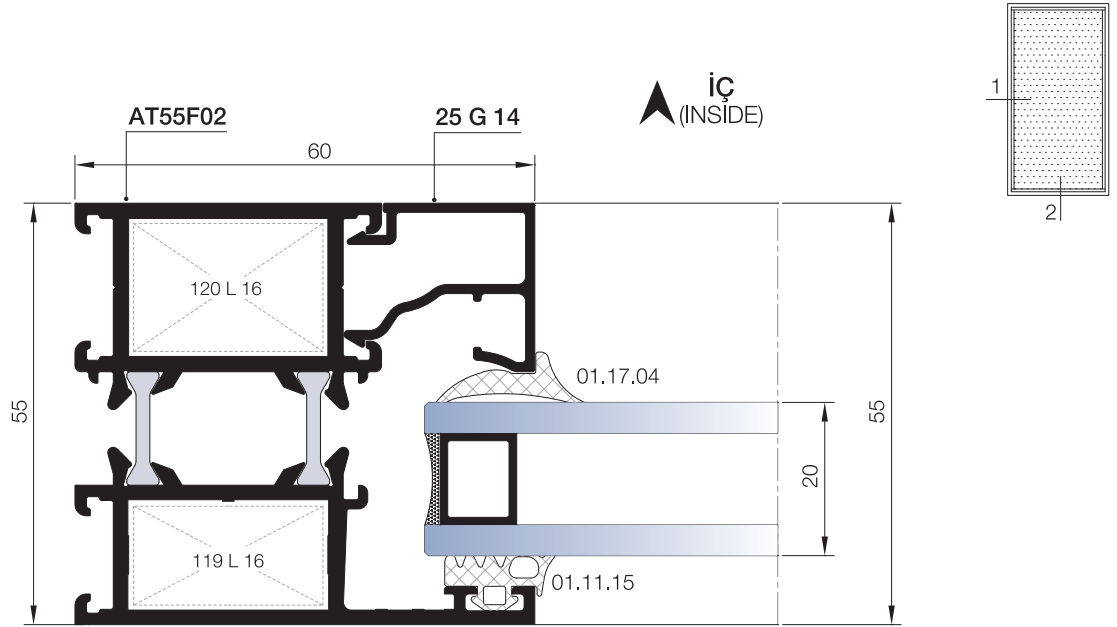
07

08

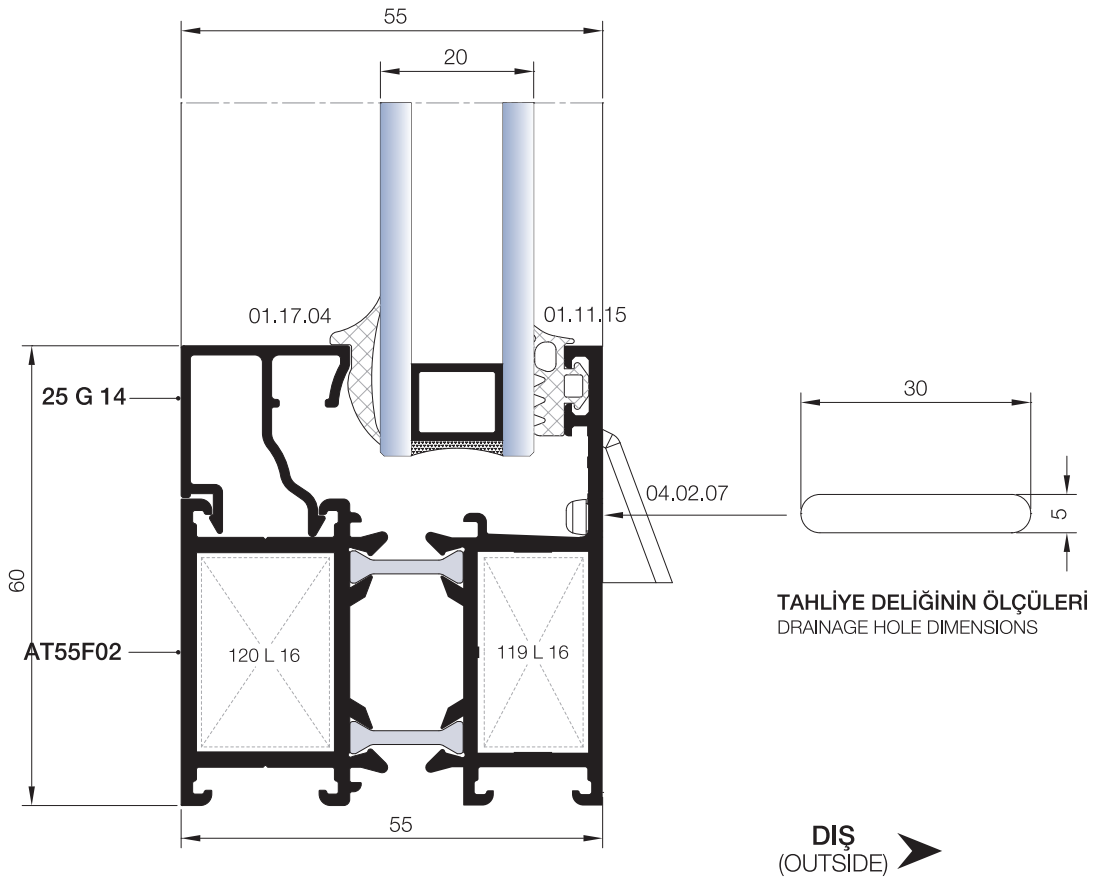
09

10

- 01
- 02
- 03
- 04
- 05
- 06
- 07
- 08
- 09
- 10

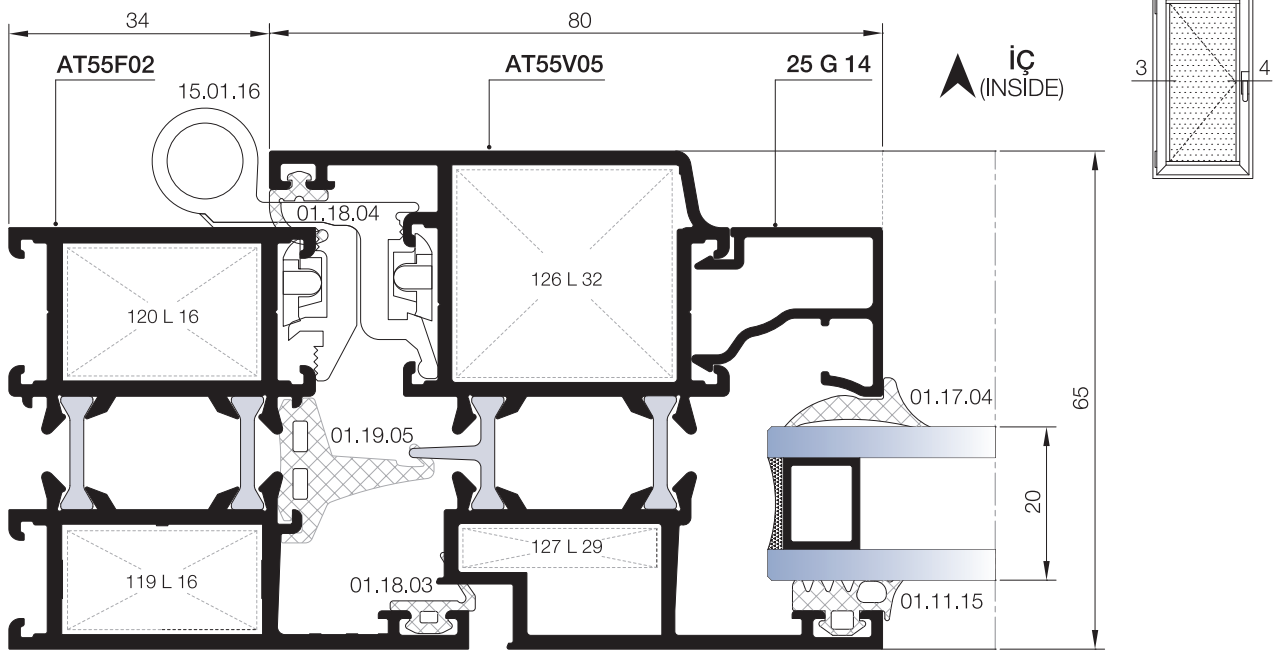


① DETAYI  
DETAIL

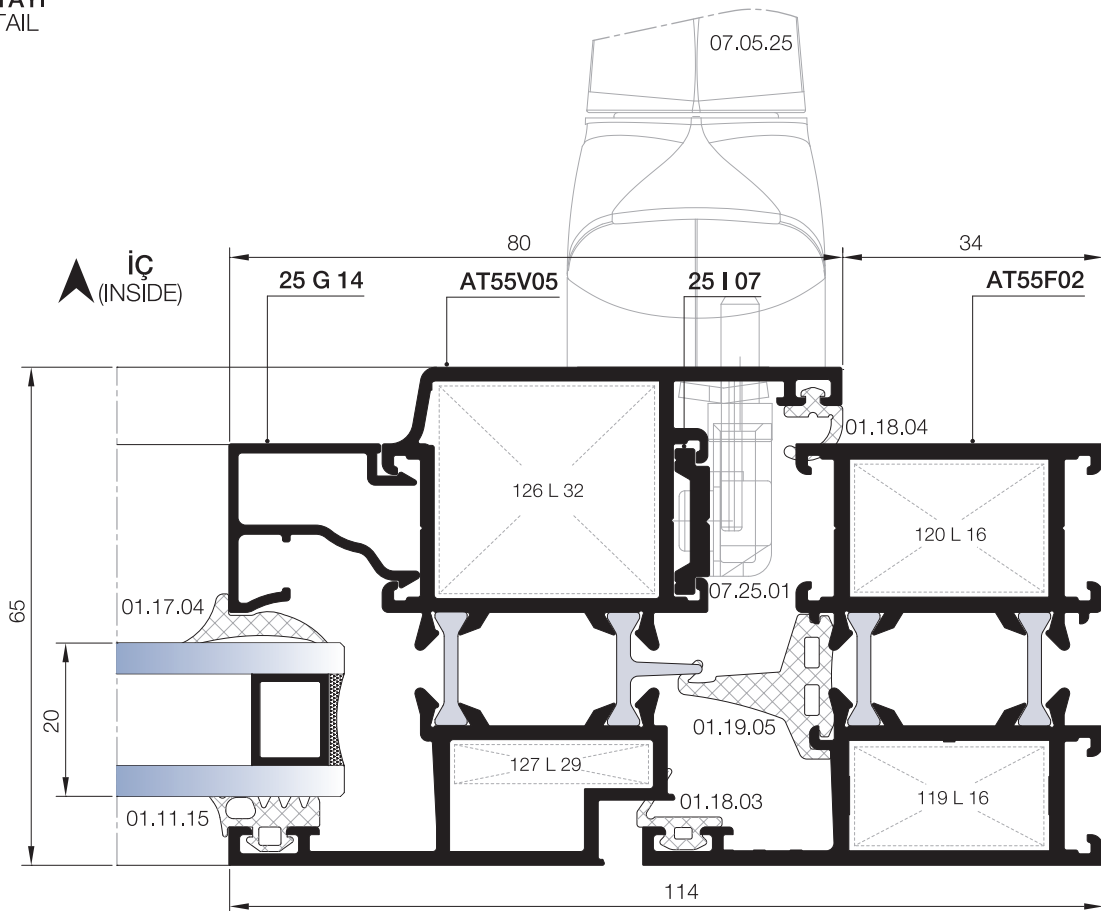


② DETAYI  
DETAIL





③ DETAYI  
DETAIL



④ DETAYI  
DETAIL

iÇ  
(INSIDE)

01

02

03

04

05

06

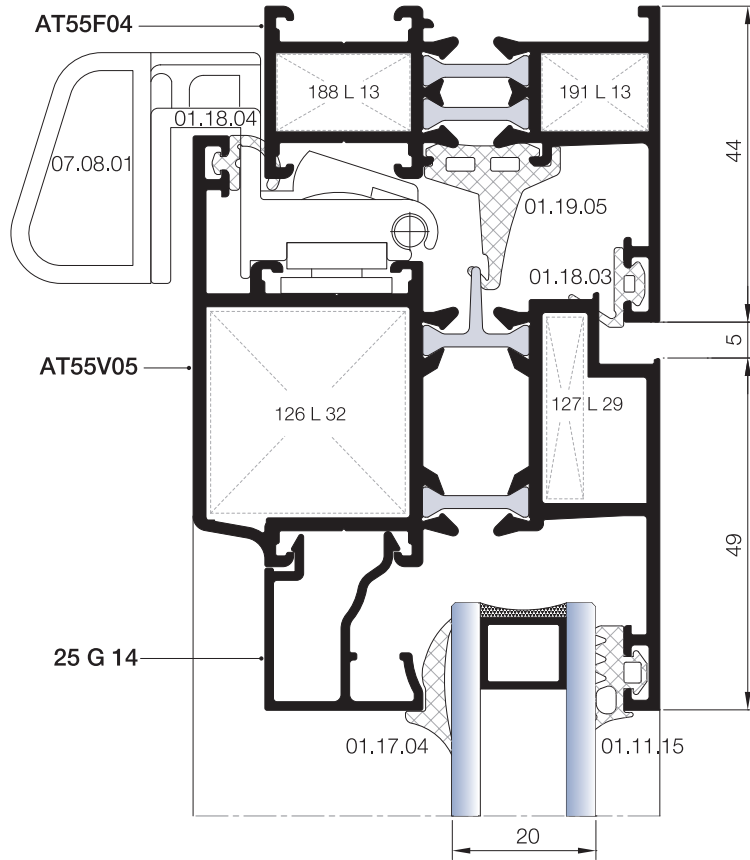
07

08

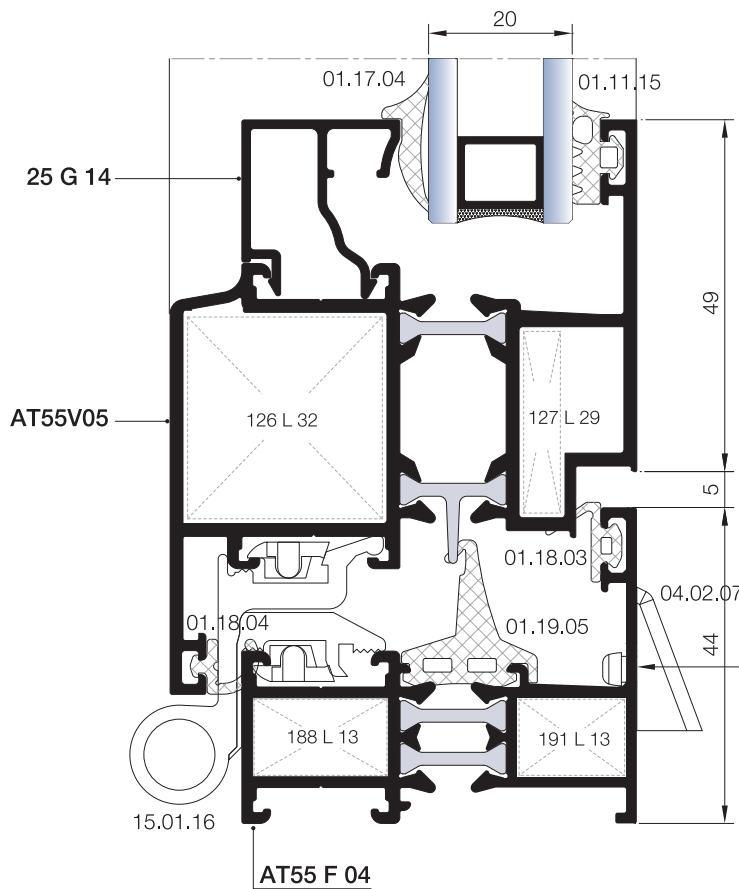
09

10

- 01
- 02
- 03
- 04
- 05
- 06
- 07
- 08
- 09
- 10



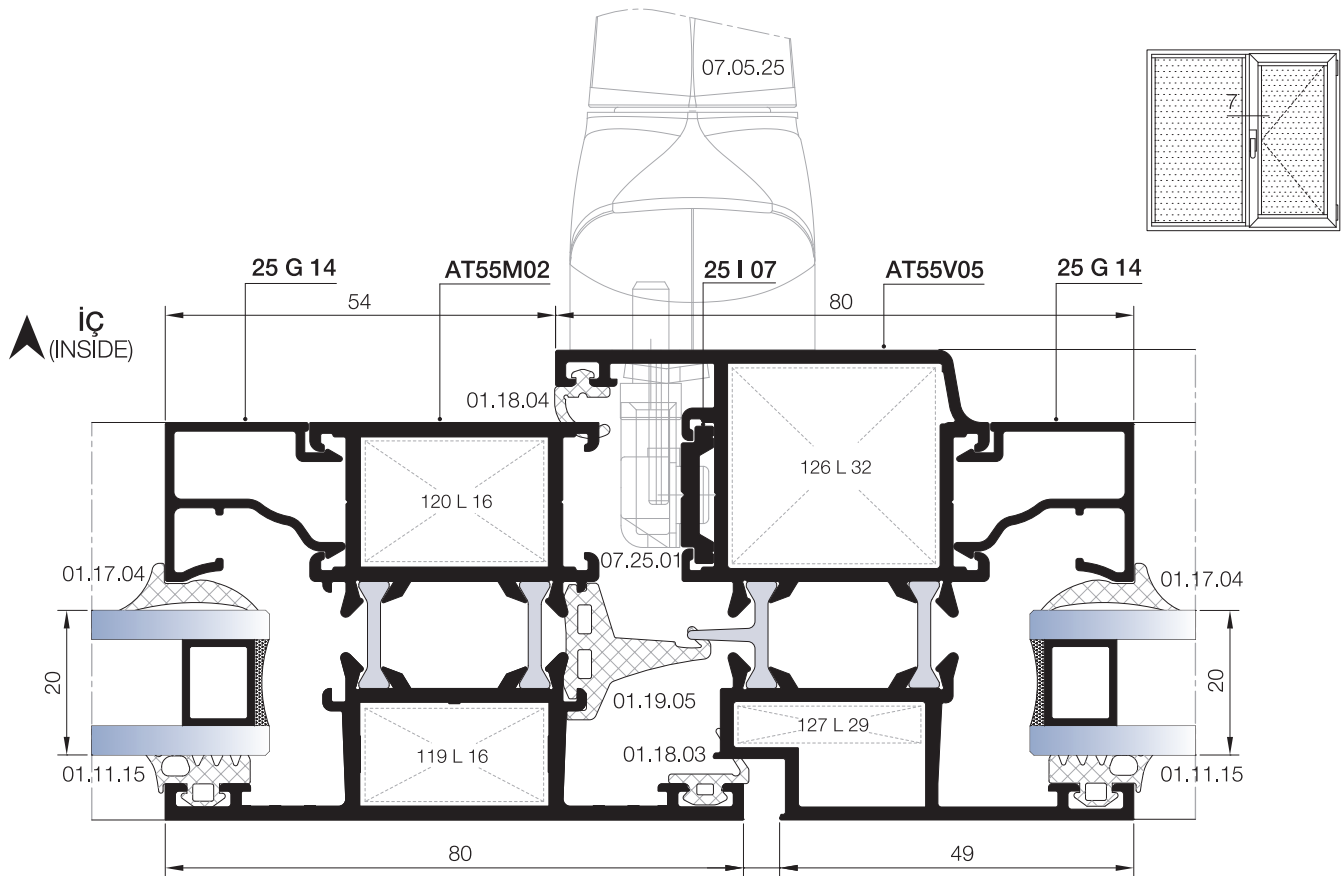
⑤ DETAYI  
DETAIL



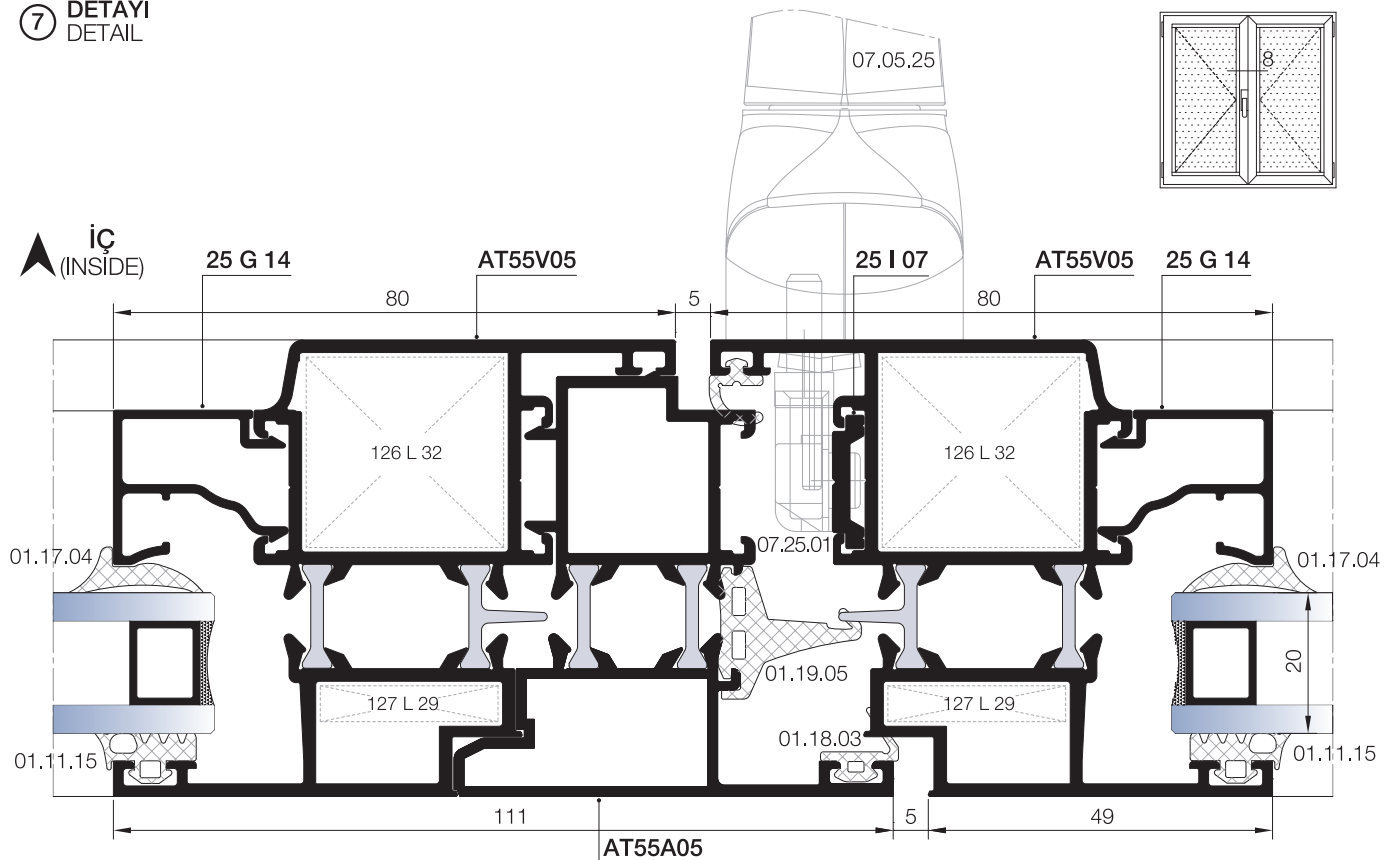
⑥ DETAYI  
DETAIL

TAHLİYE DELİĞİNİN ÖLÇÜLERİ  
DRAINAGE HOLE DIMENSIONS

DIŞ  
(OUTSIDE) ➔

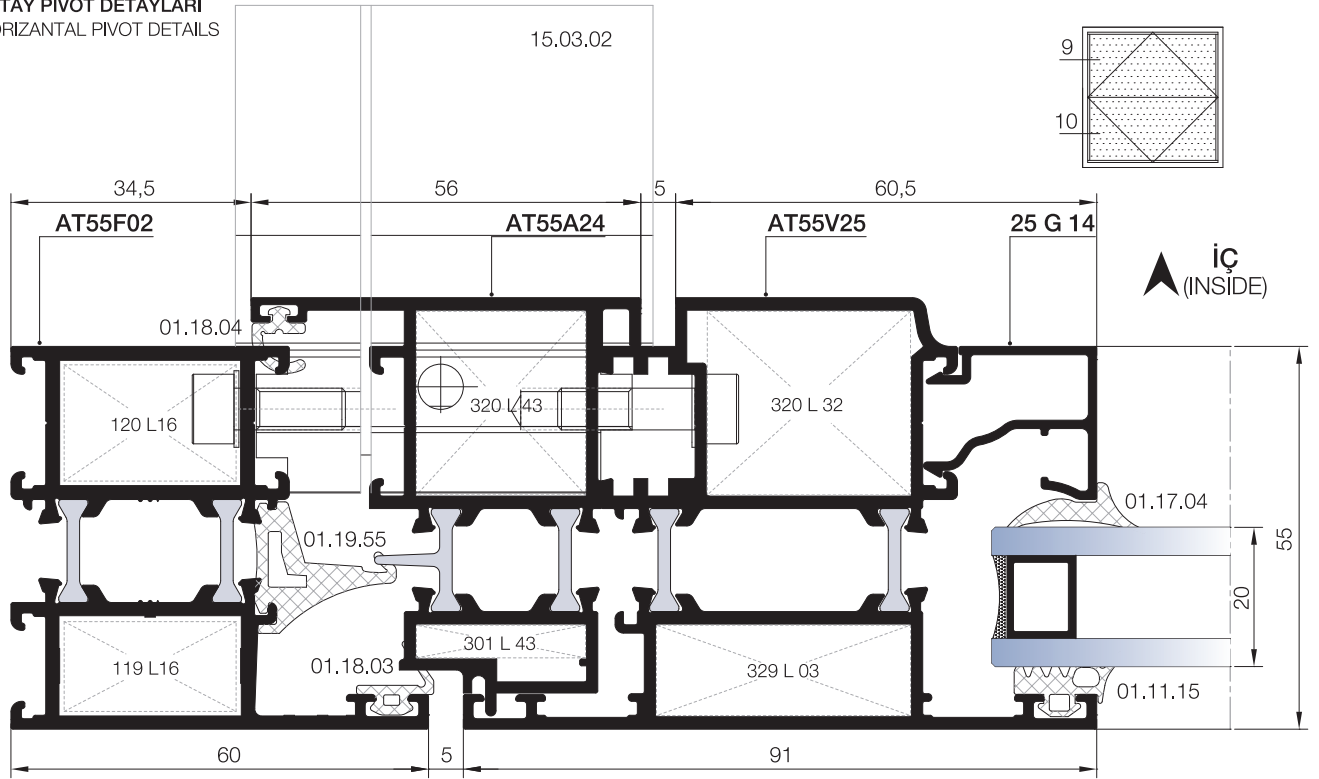


7 DETAYI  
DETAIL

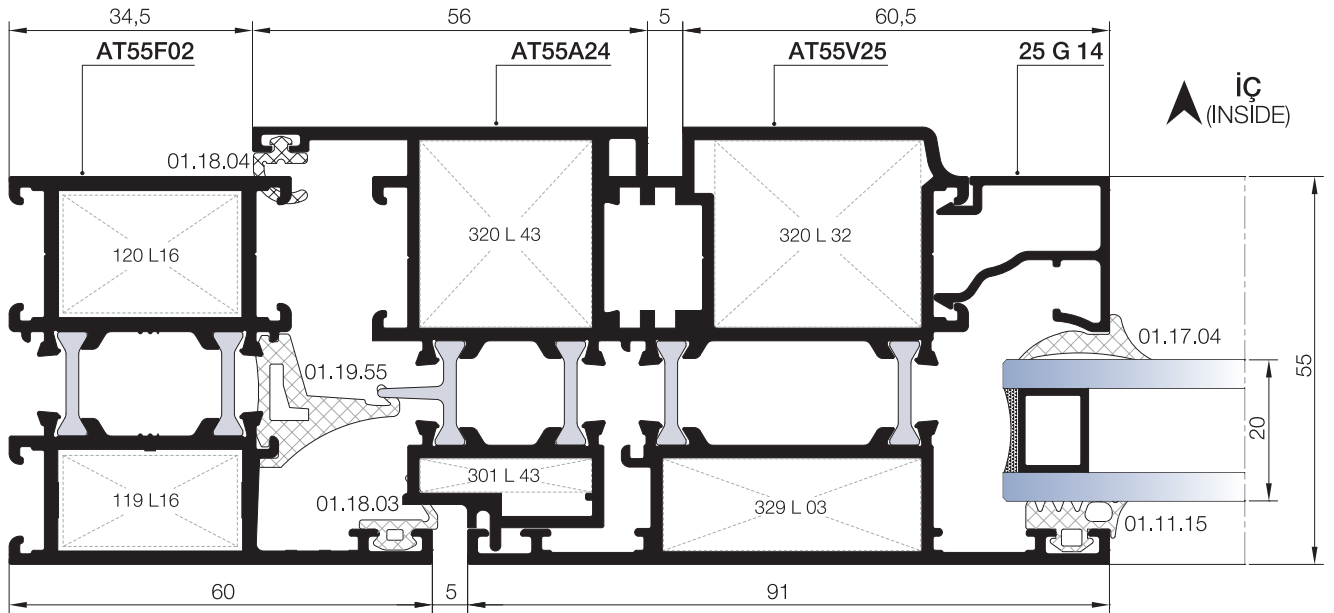


8 DETAYI  
DETAIL

YATAY PİVOT DETAYLARI  
HORIZONTAL PIVOT DETAILS

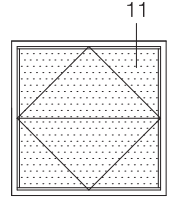
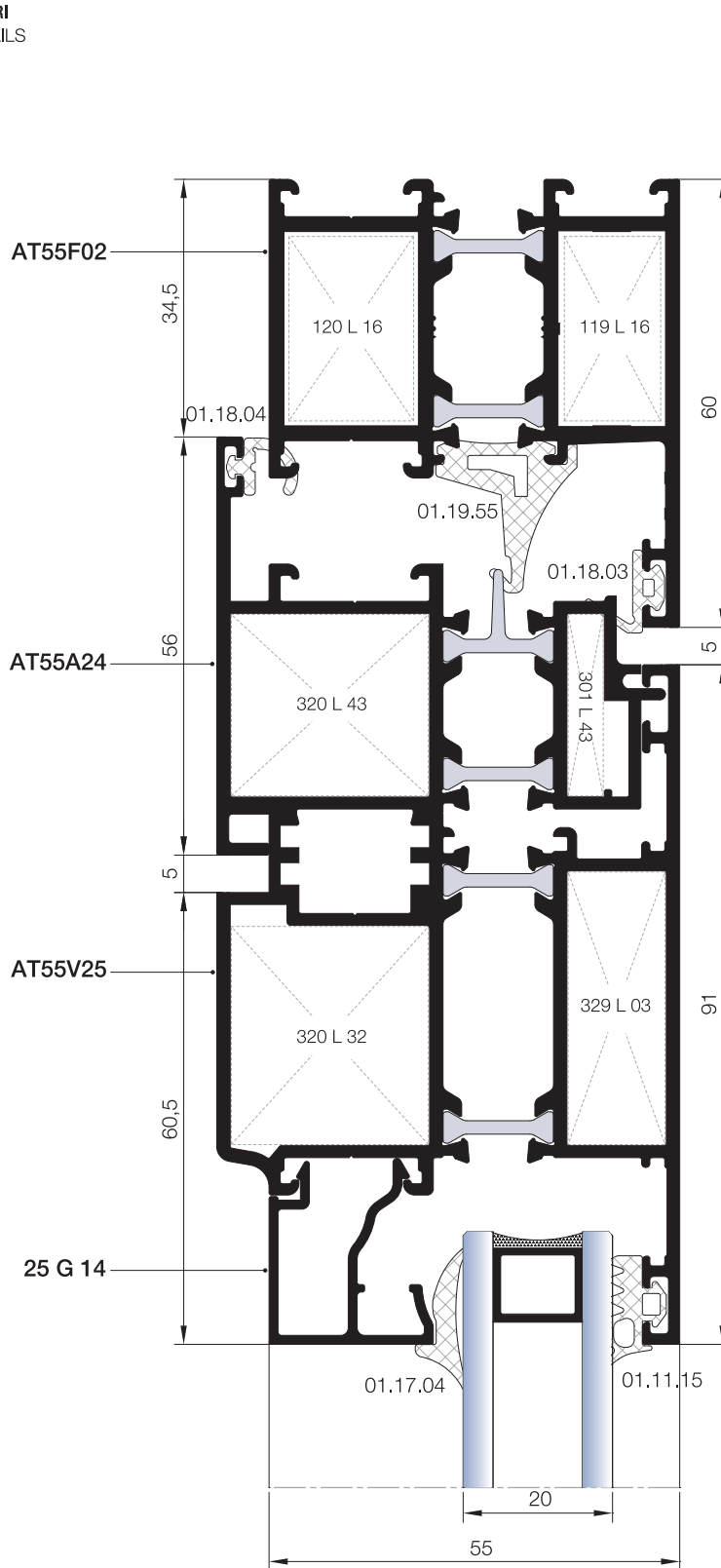


9 DETAYI  
DETAIL



10 DETAYI  
DETAIL

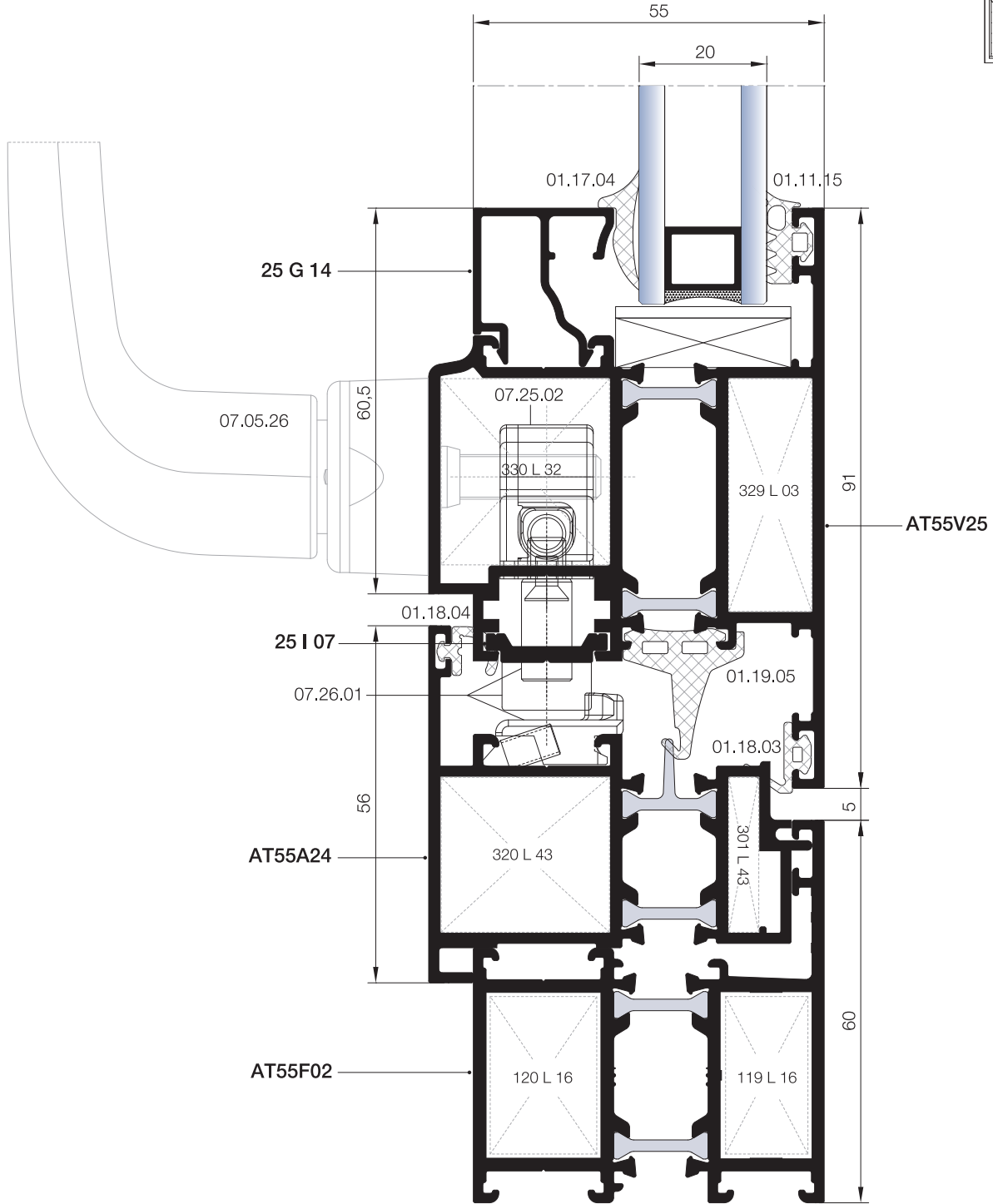
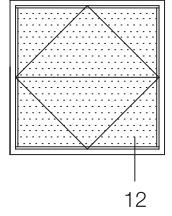
YATAY PIVOT DETAYLARI  
HORIZONTAL PIVOT DETAILS



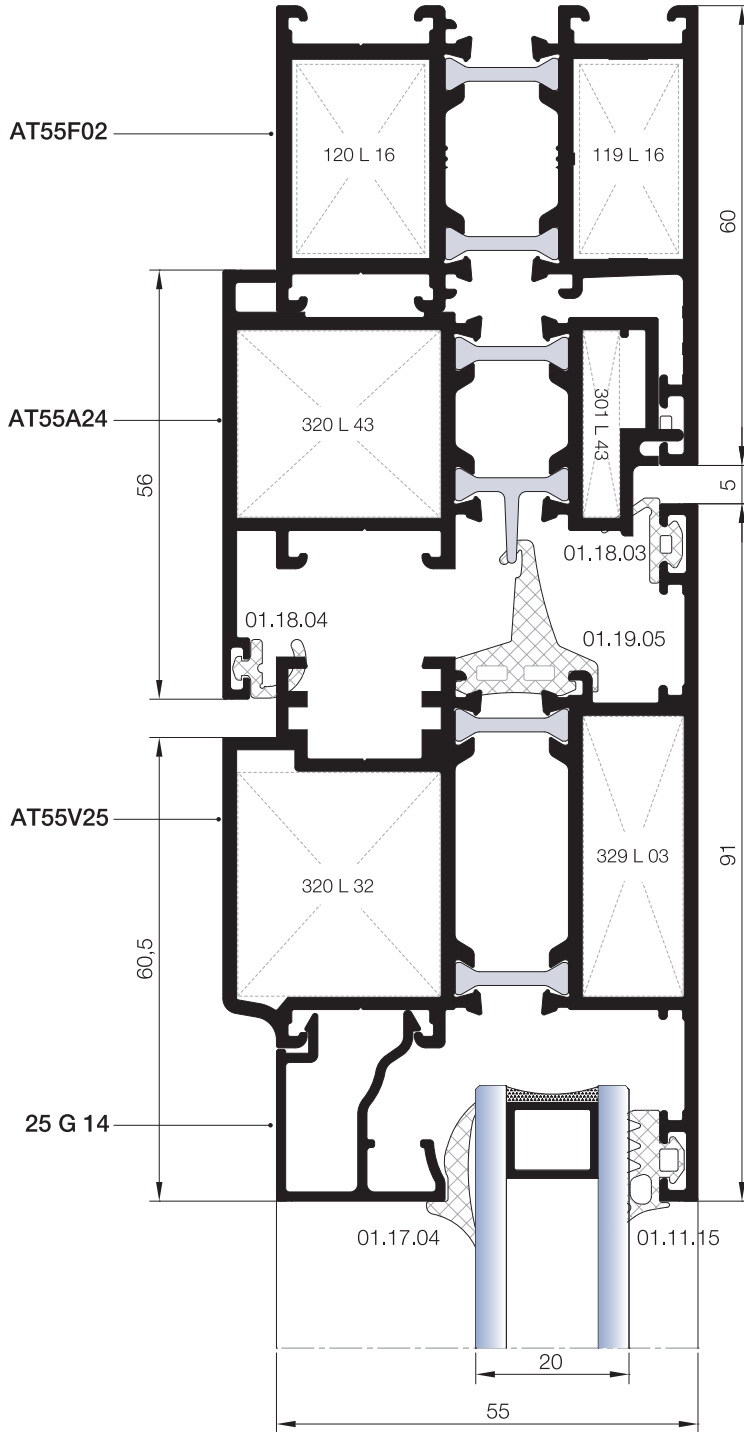
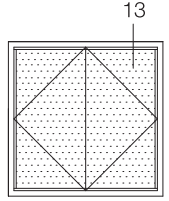
11 DETAYI  
DETAIL

DIŞ  
(OUTSIDE) ➔

YATAY PİVOT DETAYLARI  
HORIZONTAL PIVOT DETAILS



DIKEY PİVOT DETAYLARI  
VERTICAL PIVOT DETAILS



13 DETAYI  
DETAIL

DIŞ  
(OUTSIDE) ➔

01

02

03

04

05

06

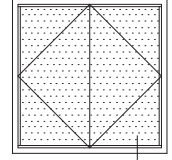
07

08

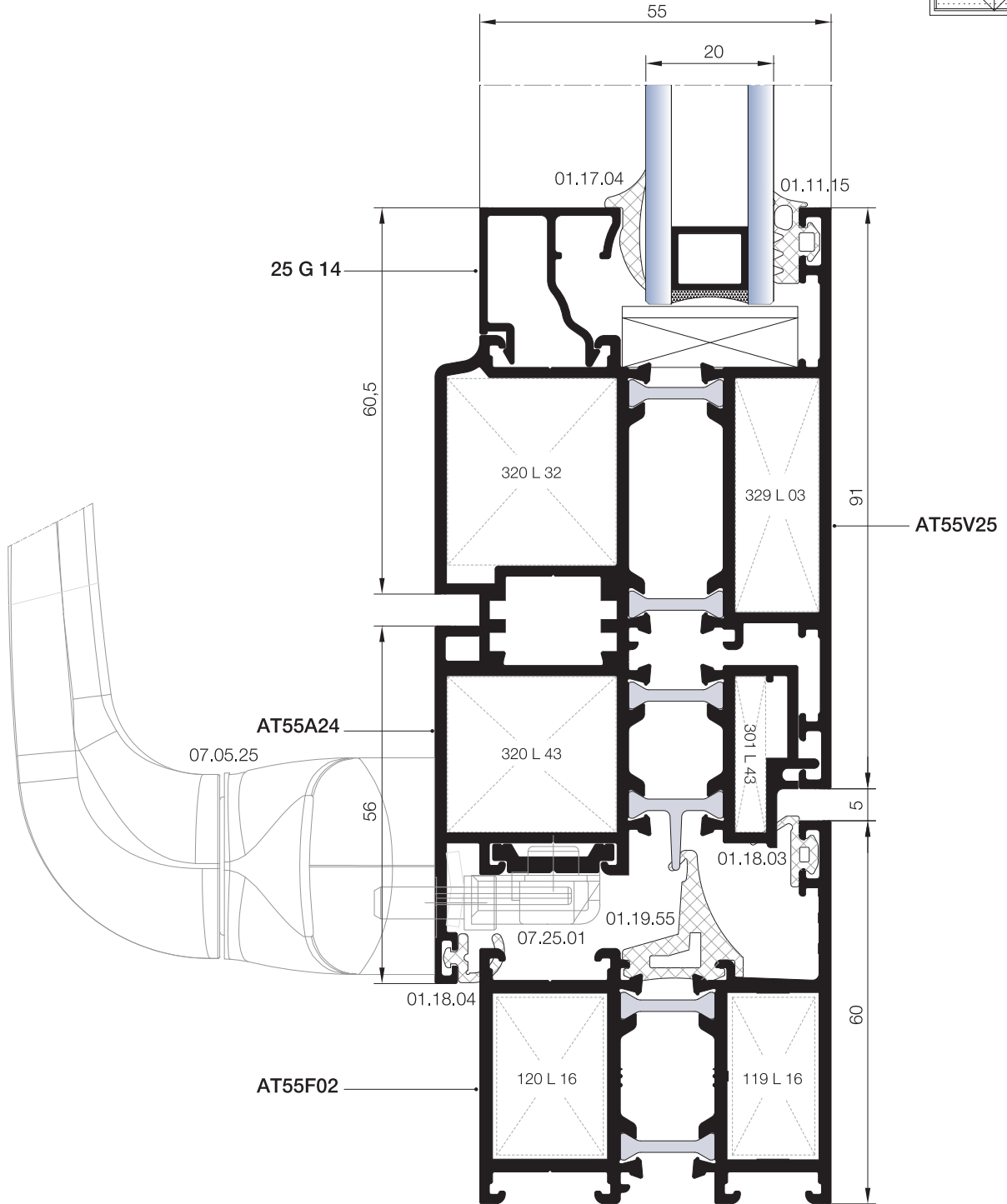
09

10

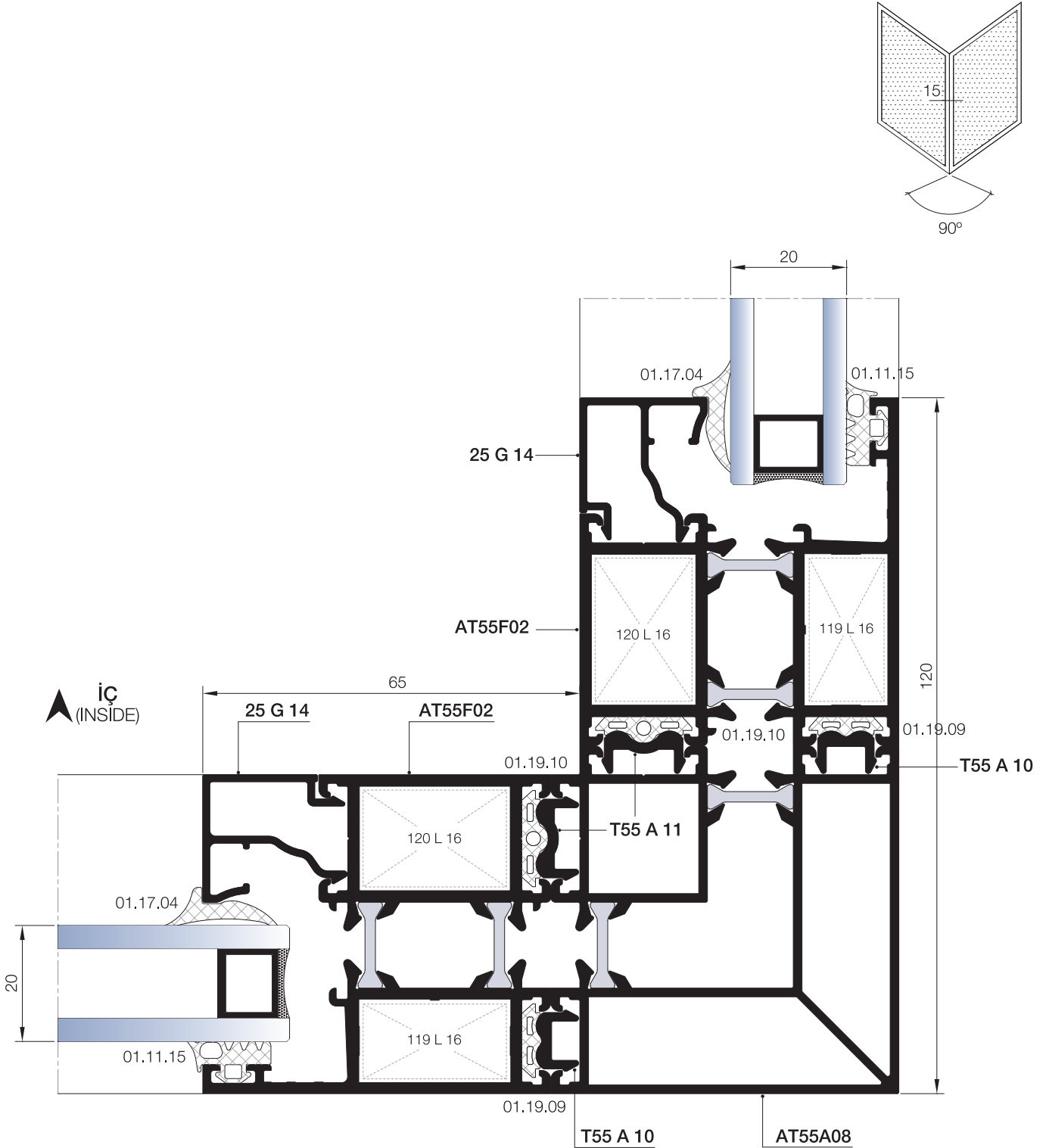
DİKEY PİVOT DETAYLARI  
VERTICAL PIVOT DETAILS

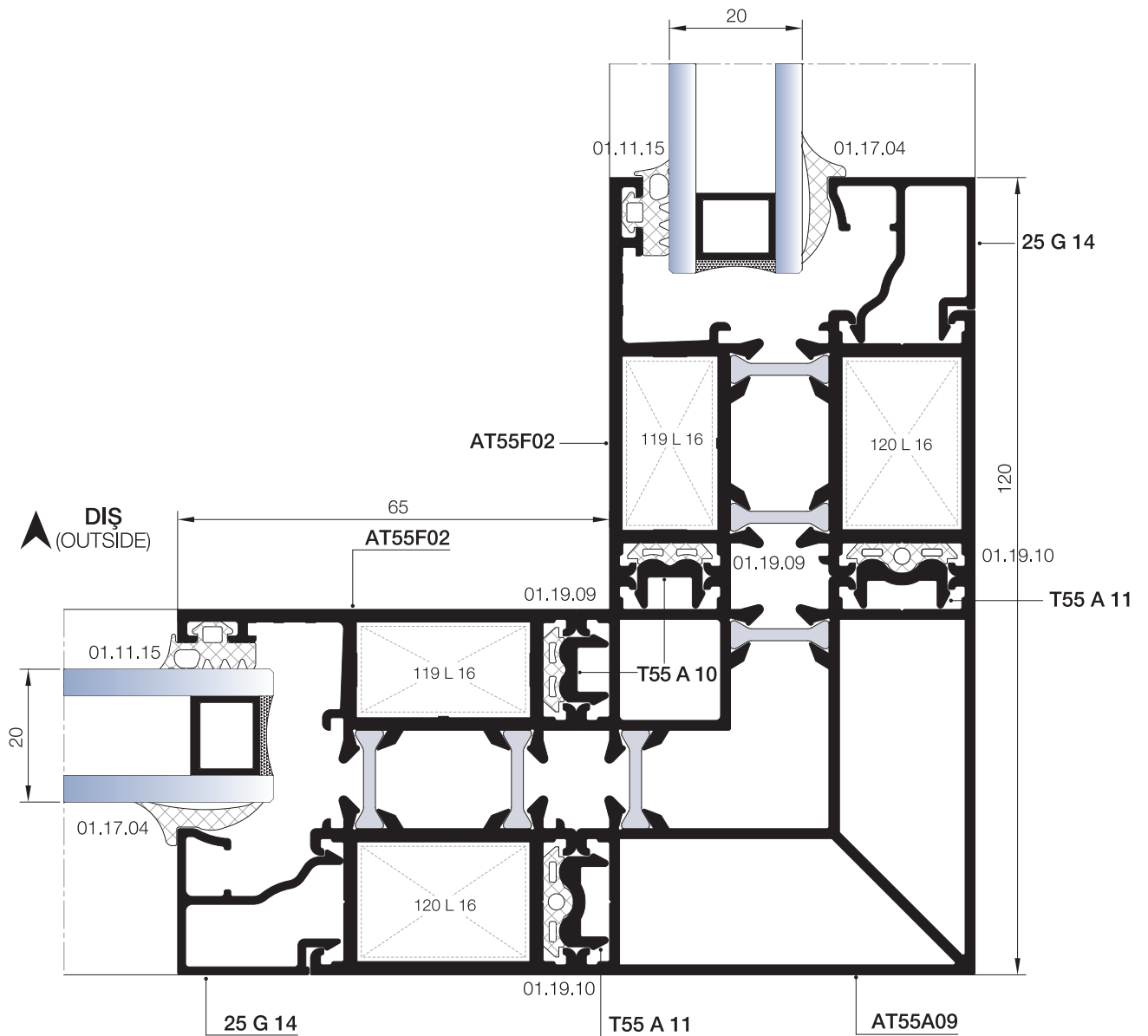
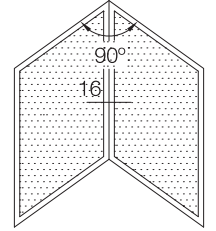


14

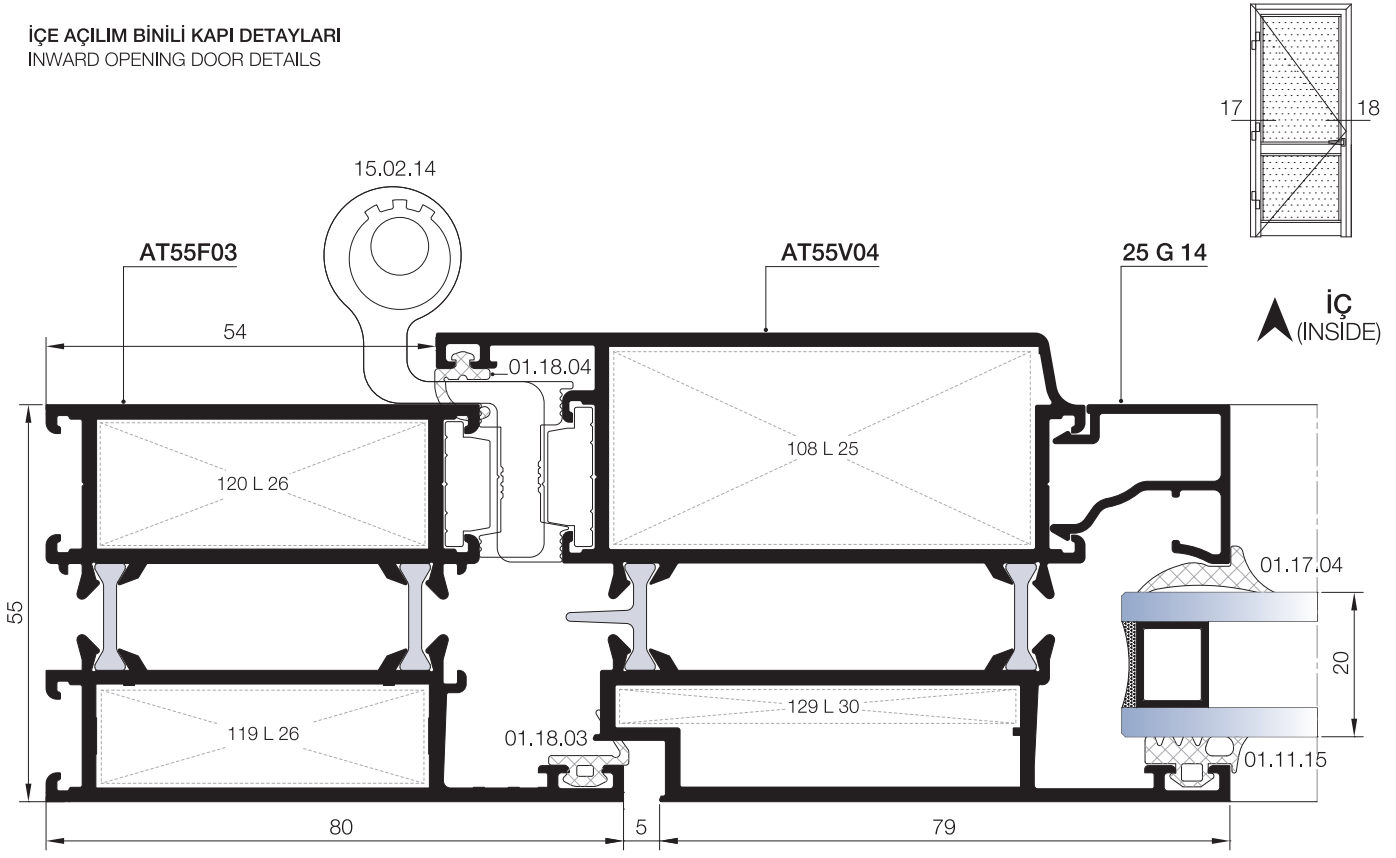




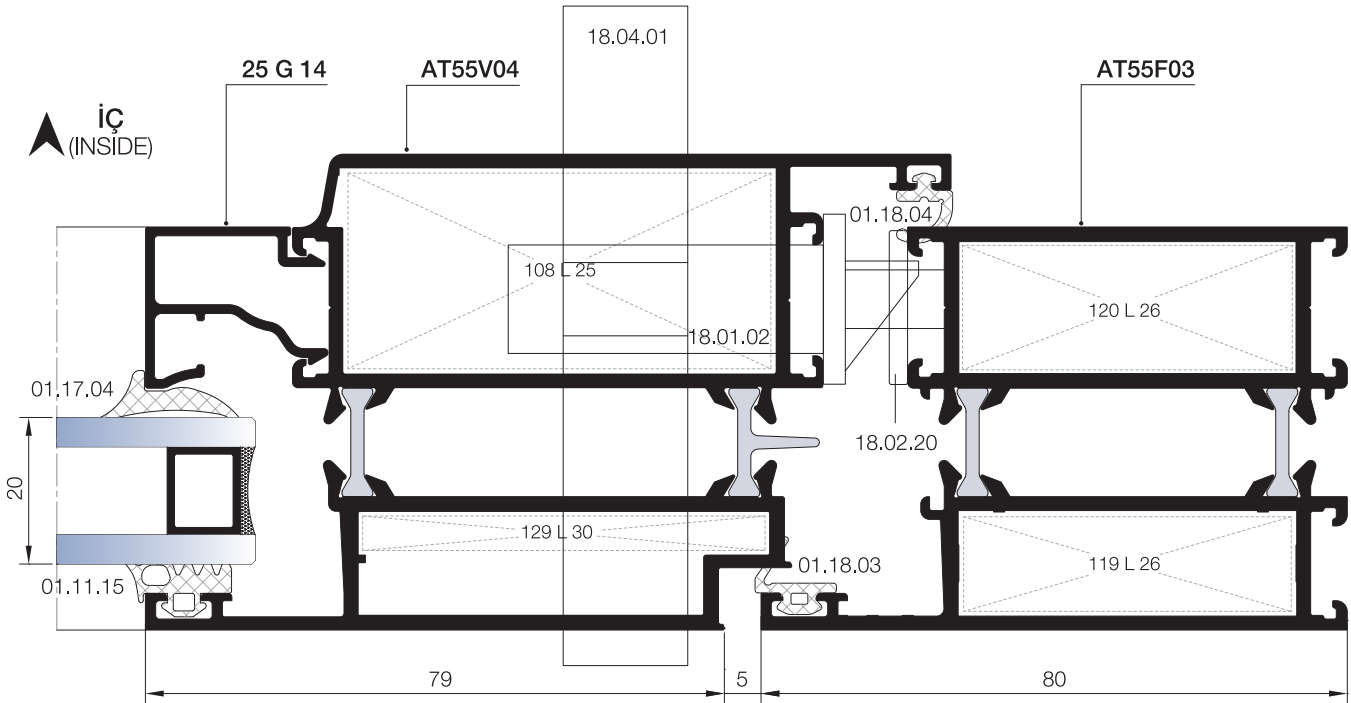




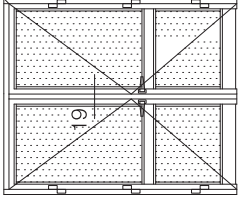
İÇE AÇILIM BİNLİ KAPI DETAYLARI  
INWARD OPENING DOOR DETAILS



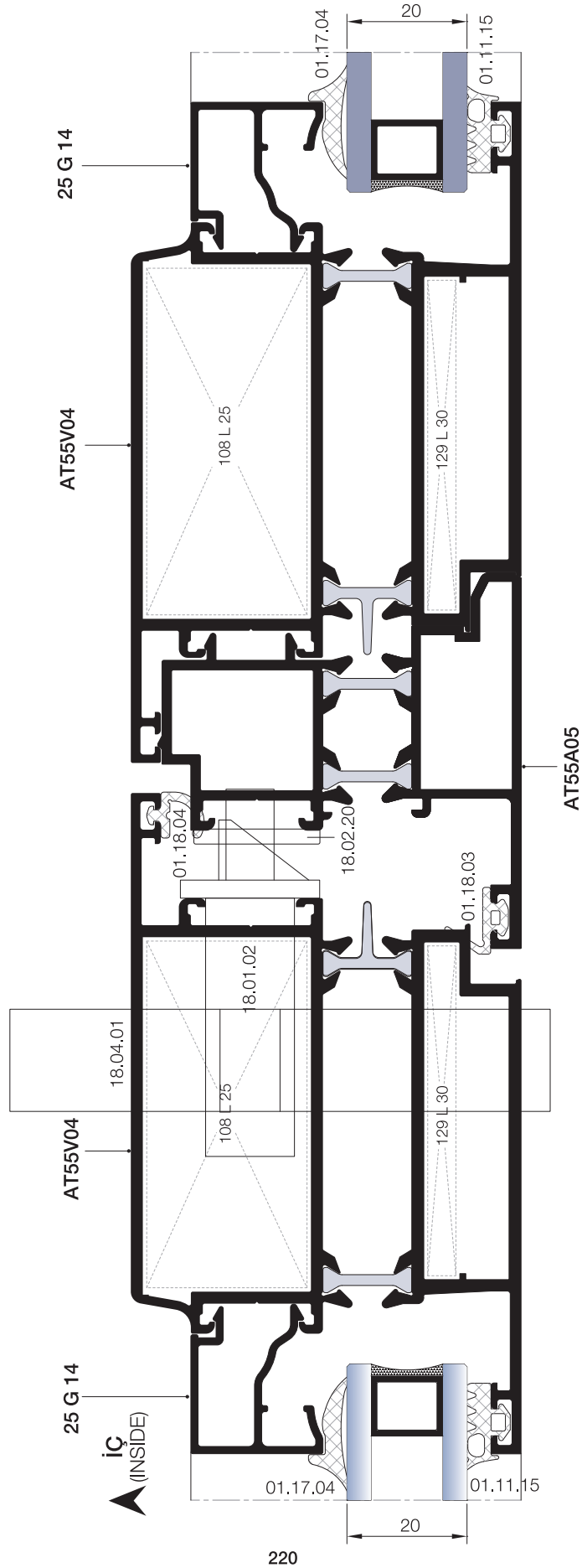
17 DETAYI  
DETAIL



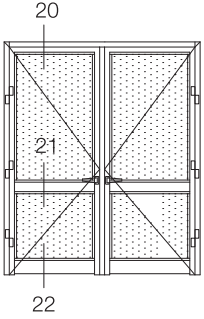
18 DETAYI  
DETAIL



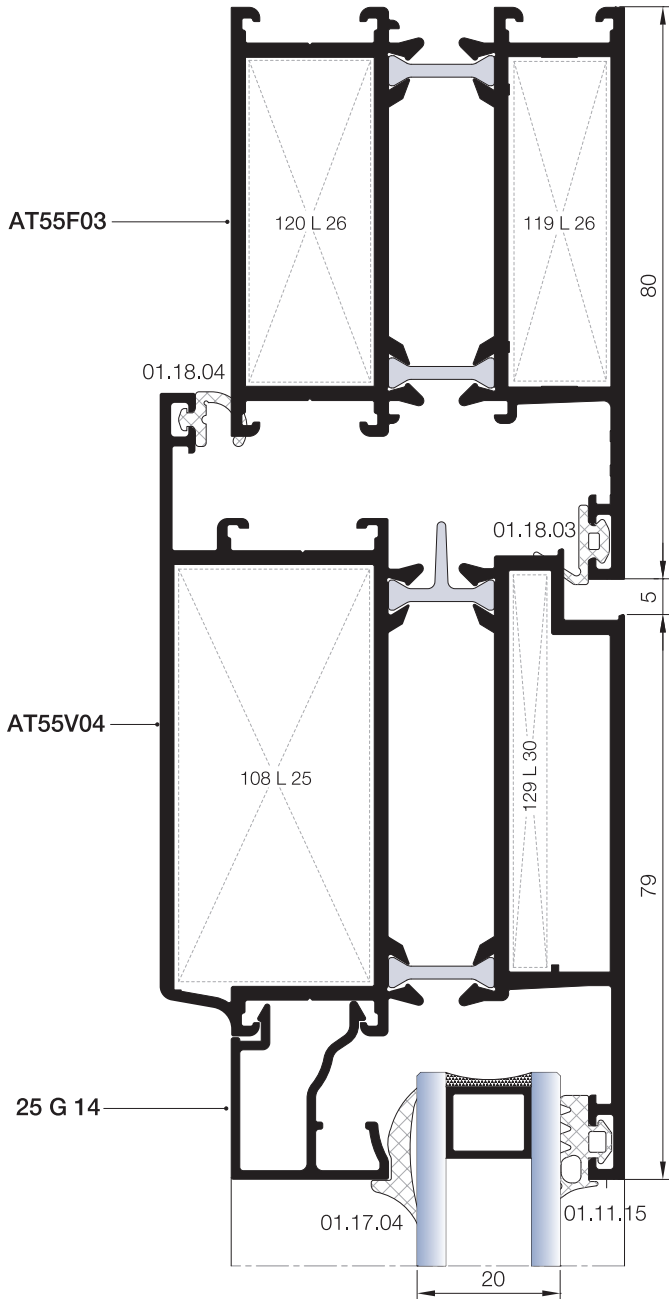
İÇE AÇILIM BİNİLİ KAPI DETAYLARI  
INWARD OPENING DOOR DETAILS



19 DETAYI  
DETAIL

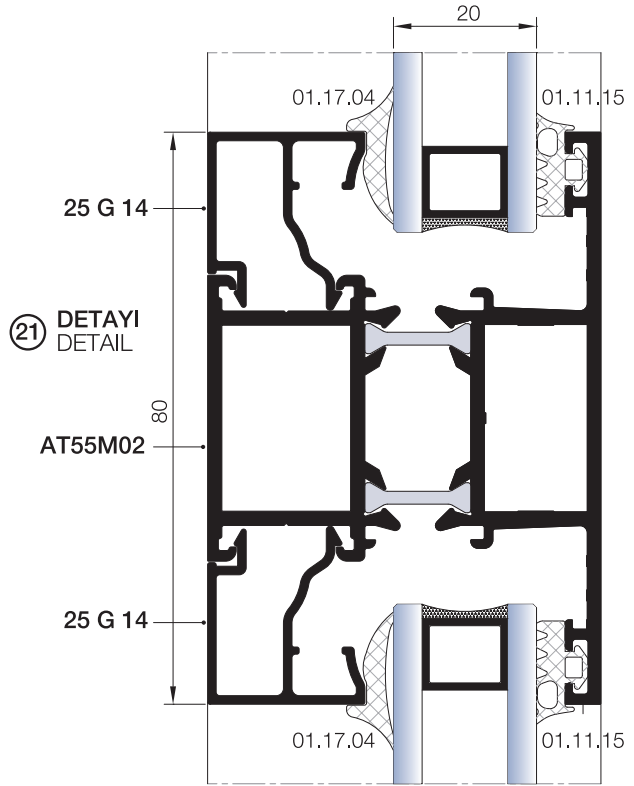


İÇE AÇILIM BİNLİ KAPI DETAYLARI  
INWARD OPENING DOOR DETAILS



20 DETAYI  
DETAIL

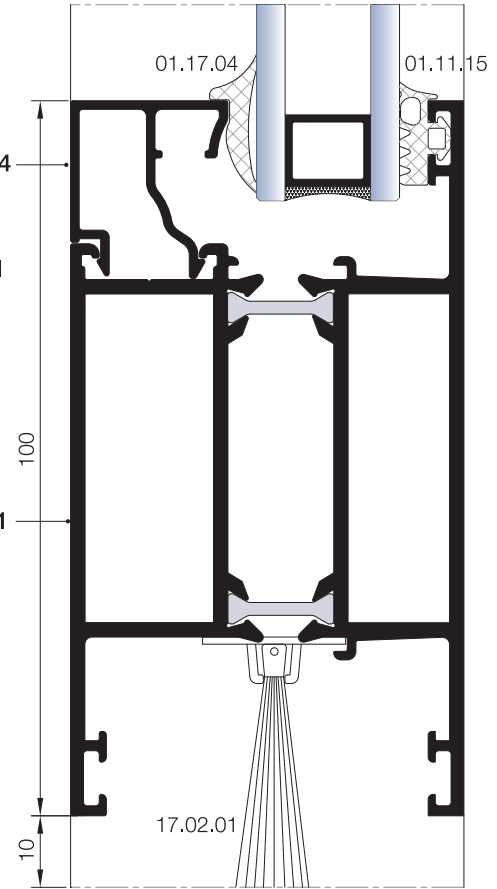
DIŞ  
(OUTSIDE) ➔



21 DETAYI  
DETAIL

AT55M02

25 G 14



22 DETAYI  
DETAIL

AT55K01

25 G 14

10

100

17.02.01

DIŞ  
(OUTSIDE) ➔

01

02

03

04

05

06

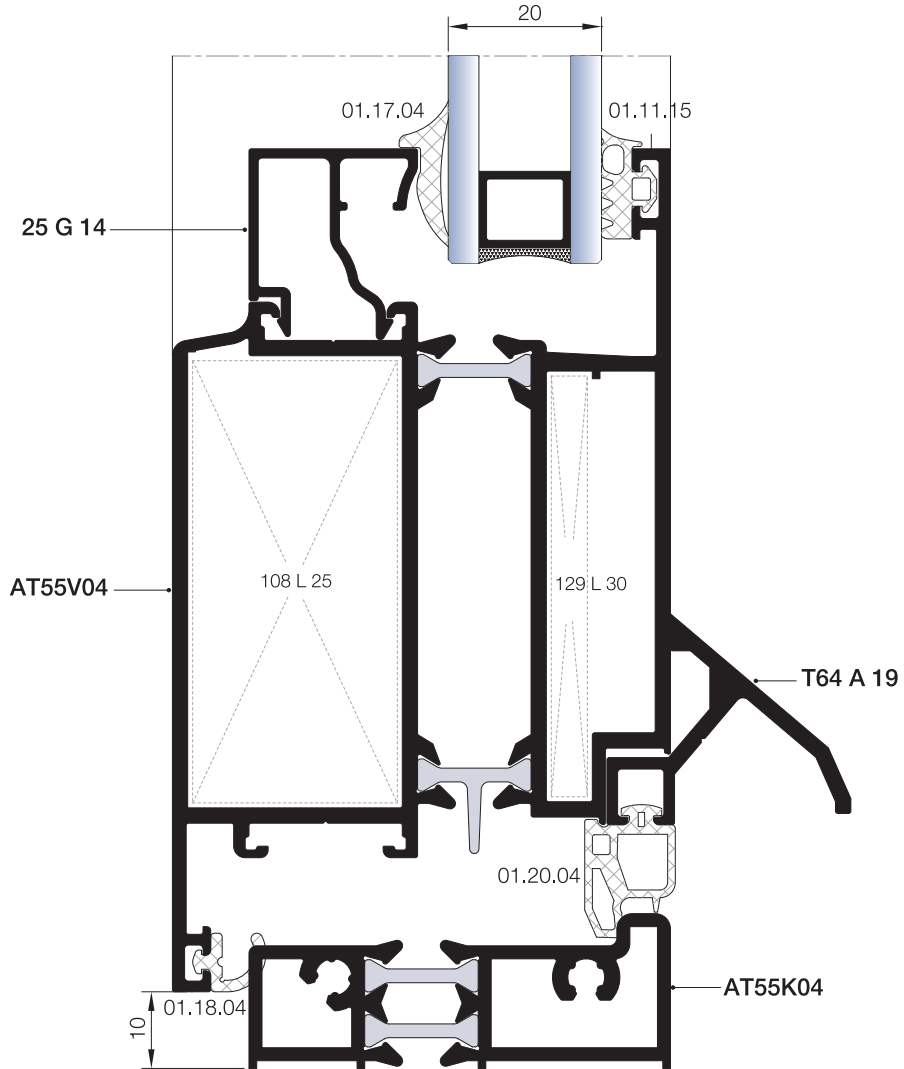
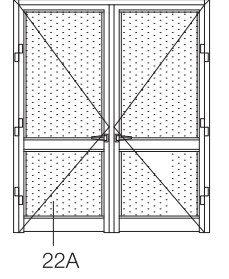
07

08

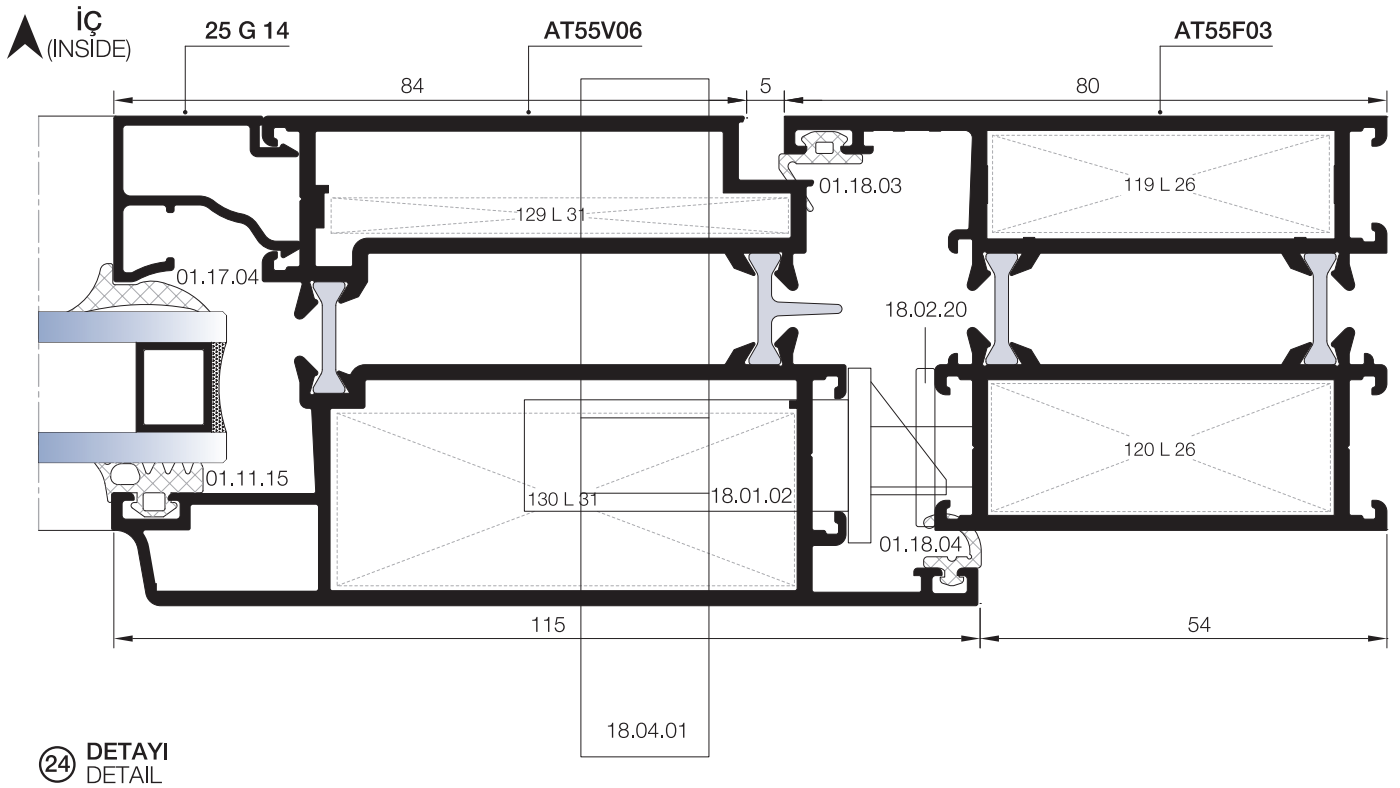
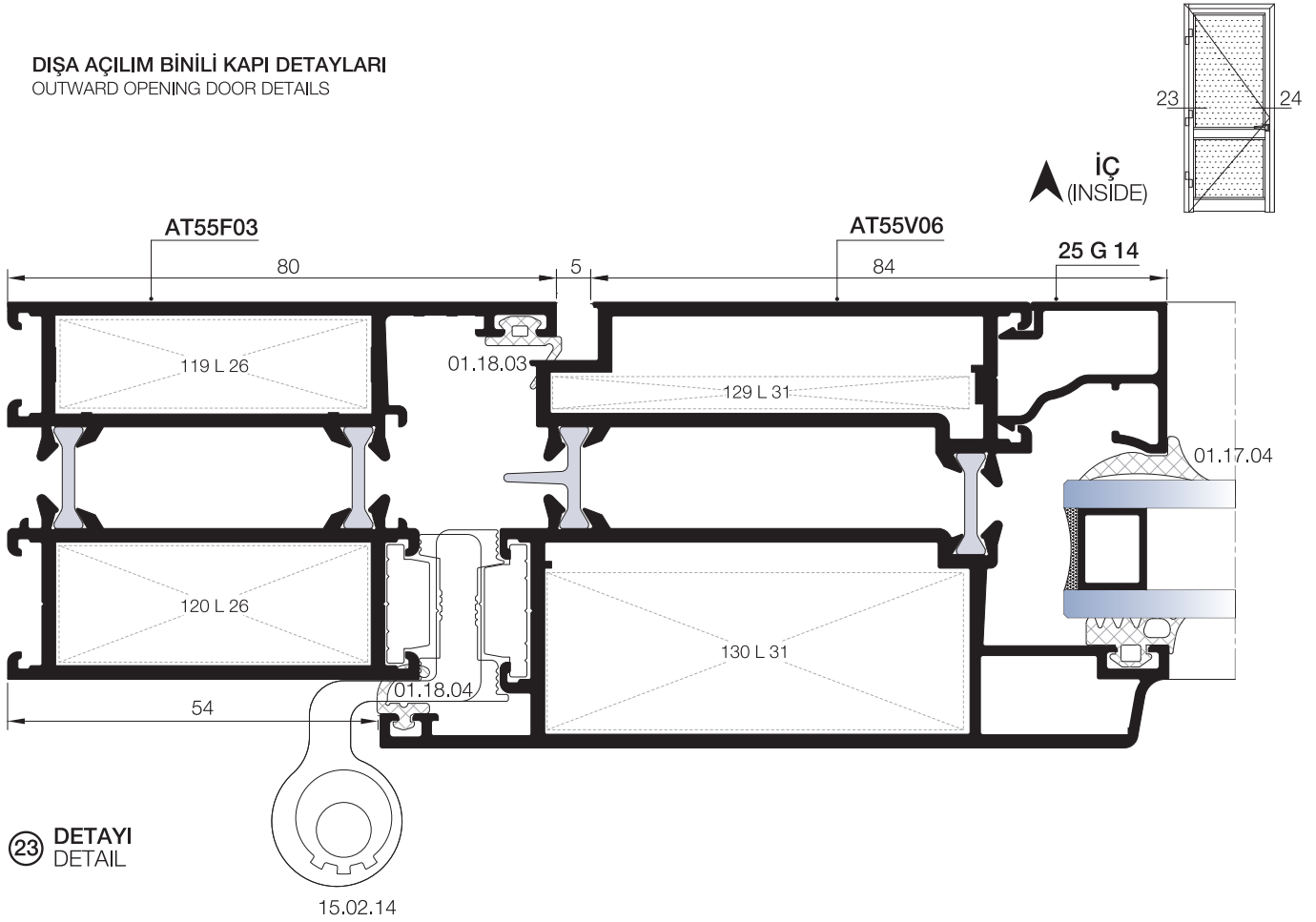
09

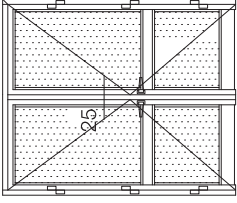
10

İÇE AÇILIM BİNİLİ KAPI DETAYLARI  
INWARD OPENING DOOR DETAILS



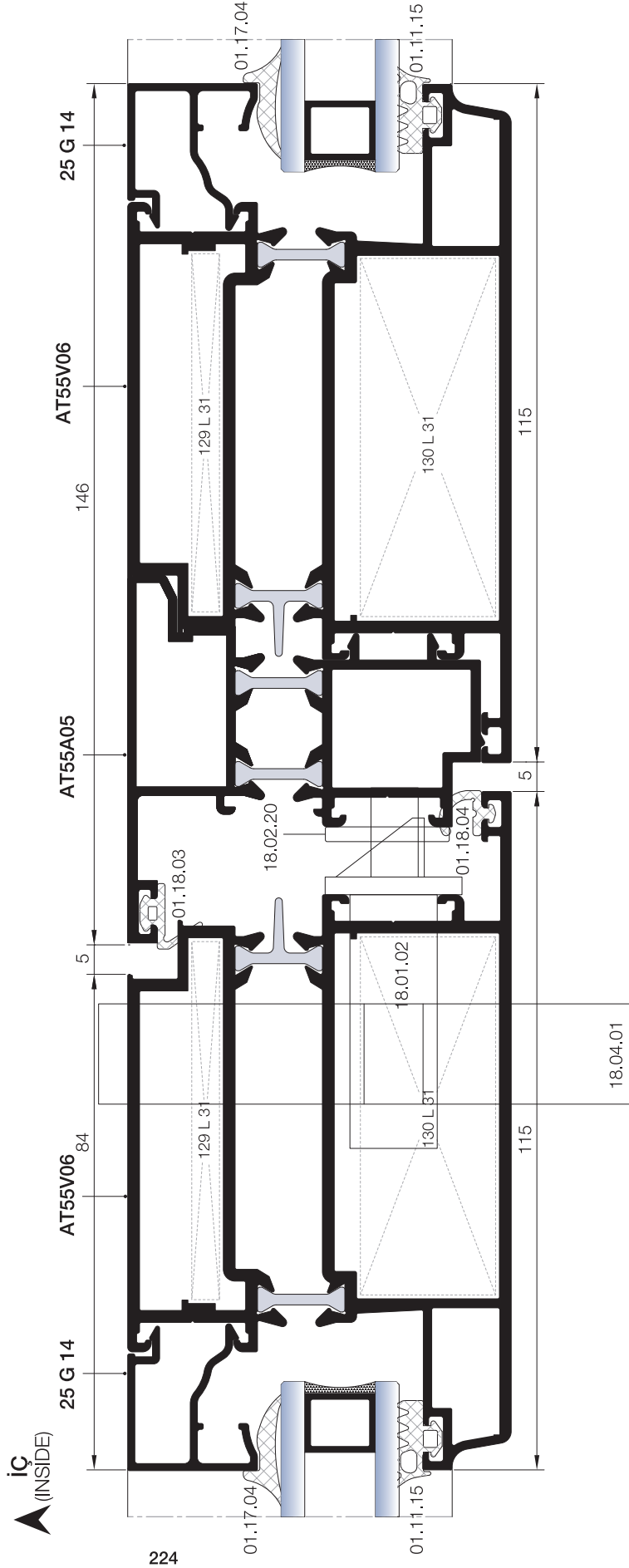
DIŐA AÇILIM BİNİLİ KAPI DETAYLARI  
OUTWARD OPENING DOOR DETAILS





DIŞA AÇILIM BİNLİ KAPI DETAYLARI  
OUTWARD OPENING DOOR DETAILS

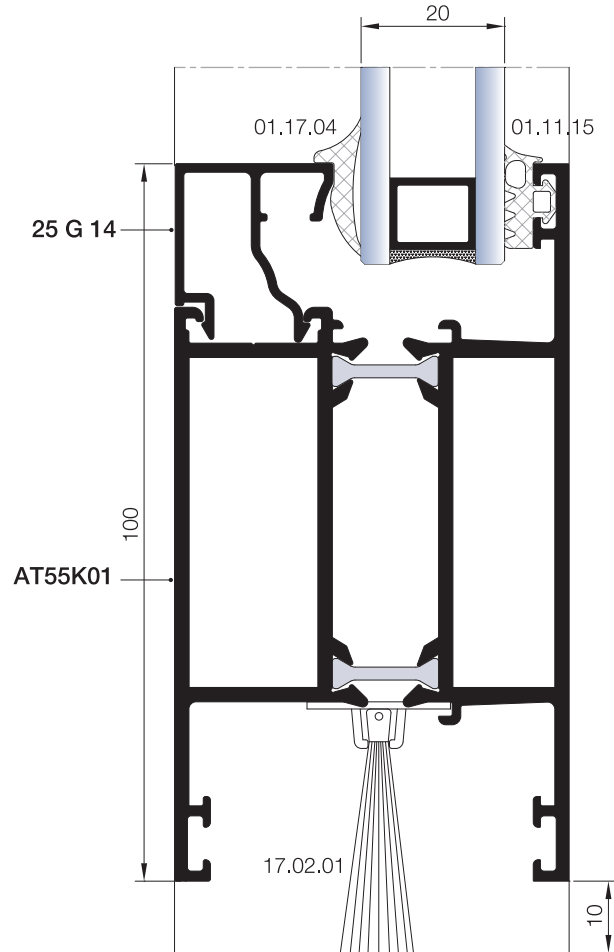
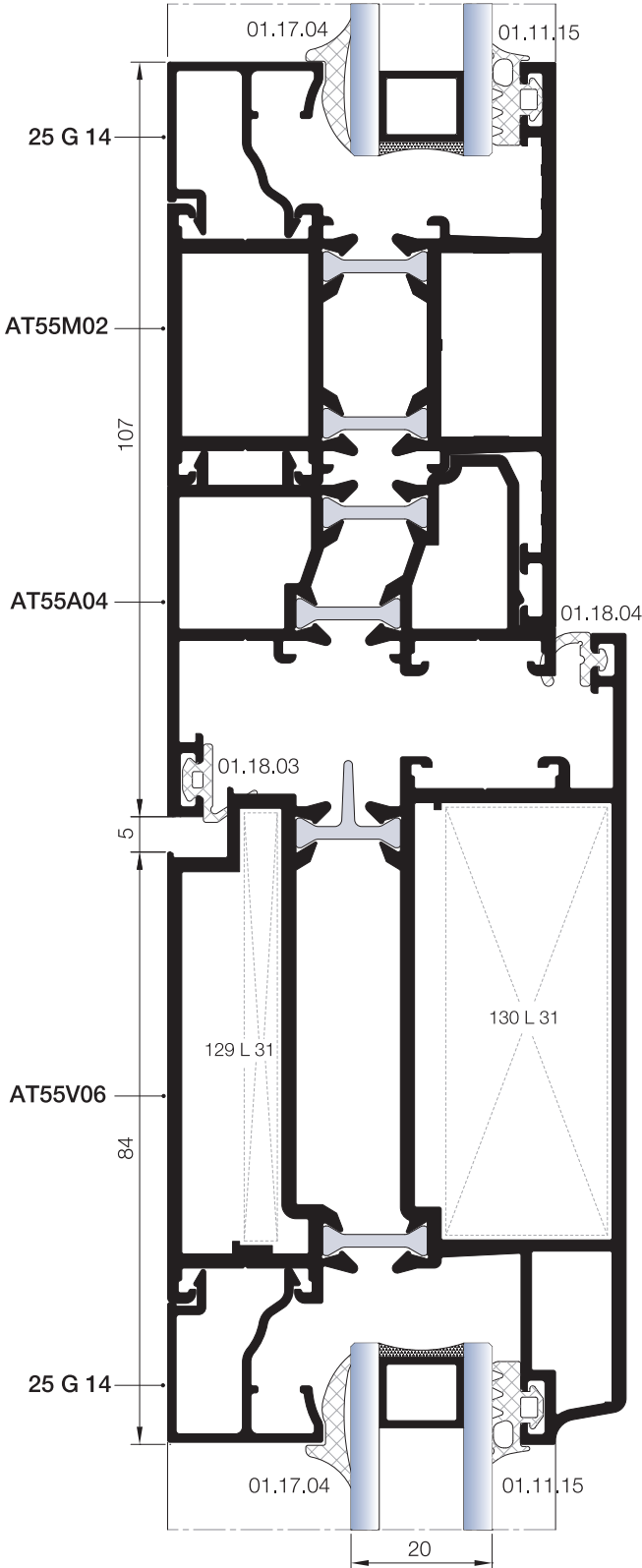
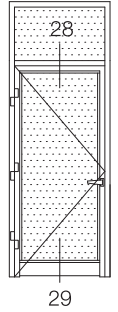
25 DETAYI  
DETAIL







DIŐA AÇILIM ADAPTÖRLÜ KAPI DETAYLARI  
OUTWARD OPENING DOOR DETAILS

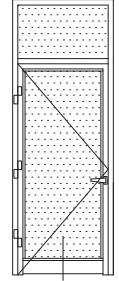


28 DETAYI  
DETAIL

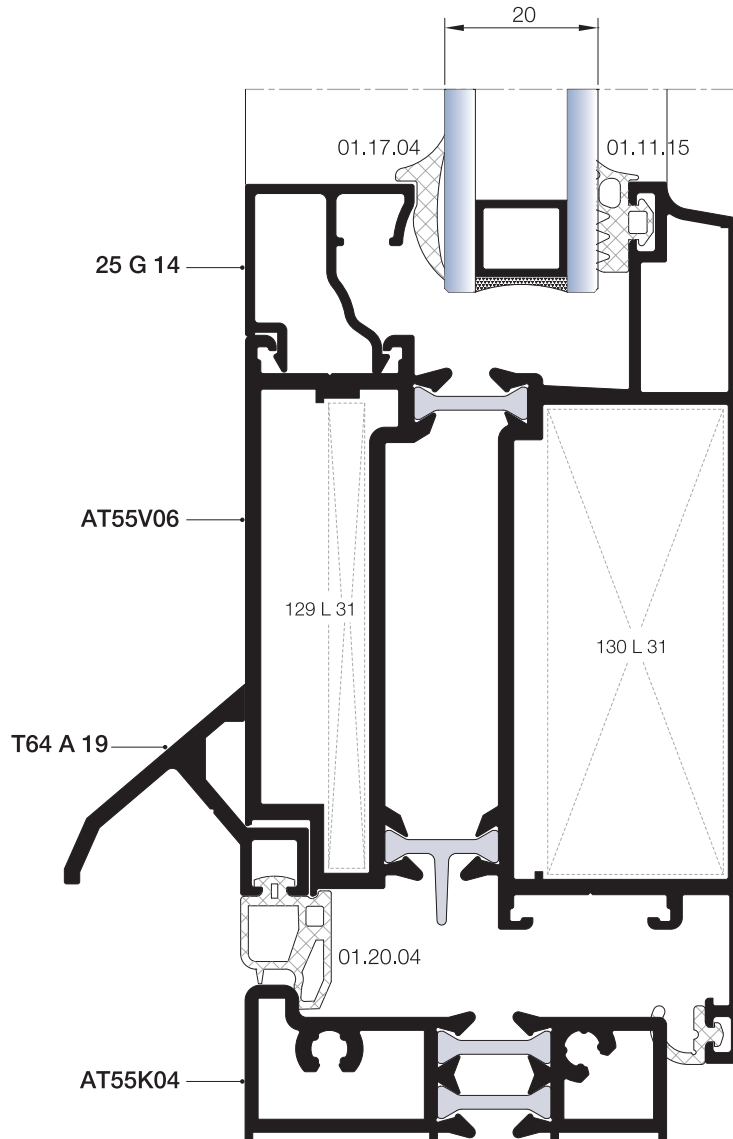
29 DETAYI  
DETAIL

DIŐ (OUTSIDE) ➔

DIŞA AÇILIM ADAPTÖRLÜ KAPI DETAYLARI  
OUTWARD OPENING DOOR DETAILS

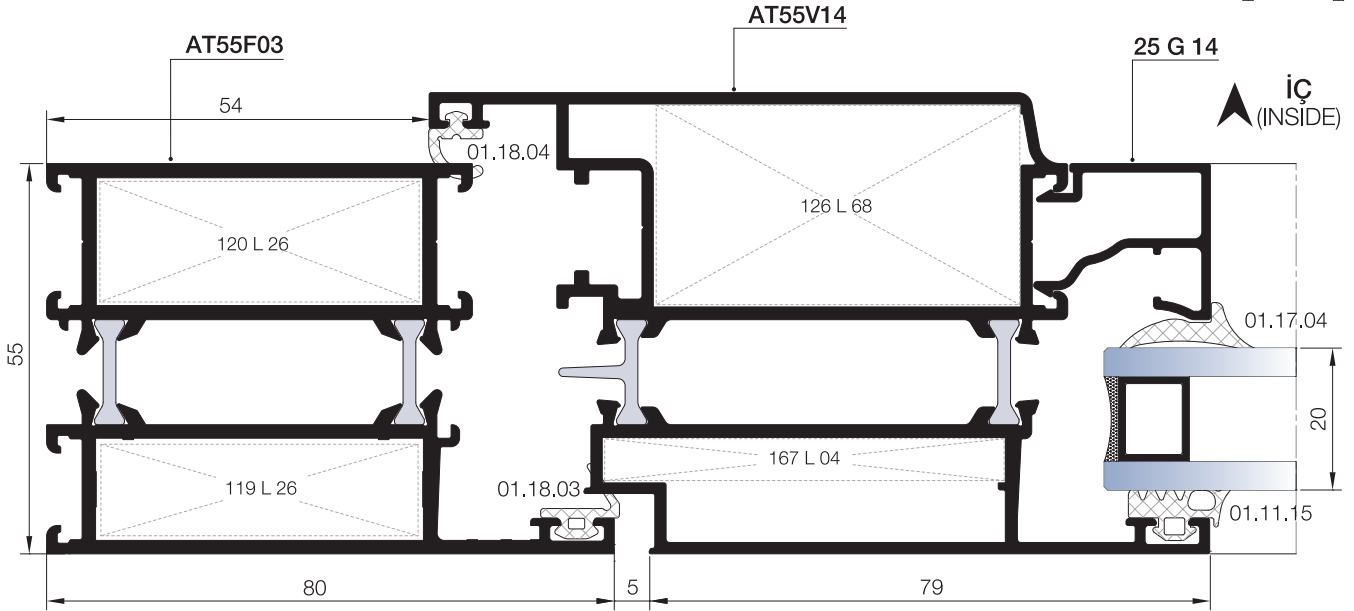
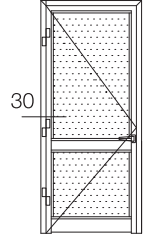


29A



01  
02  
03  
04  
05  
06  
07  
08  
09  
10

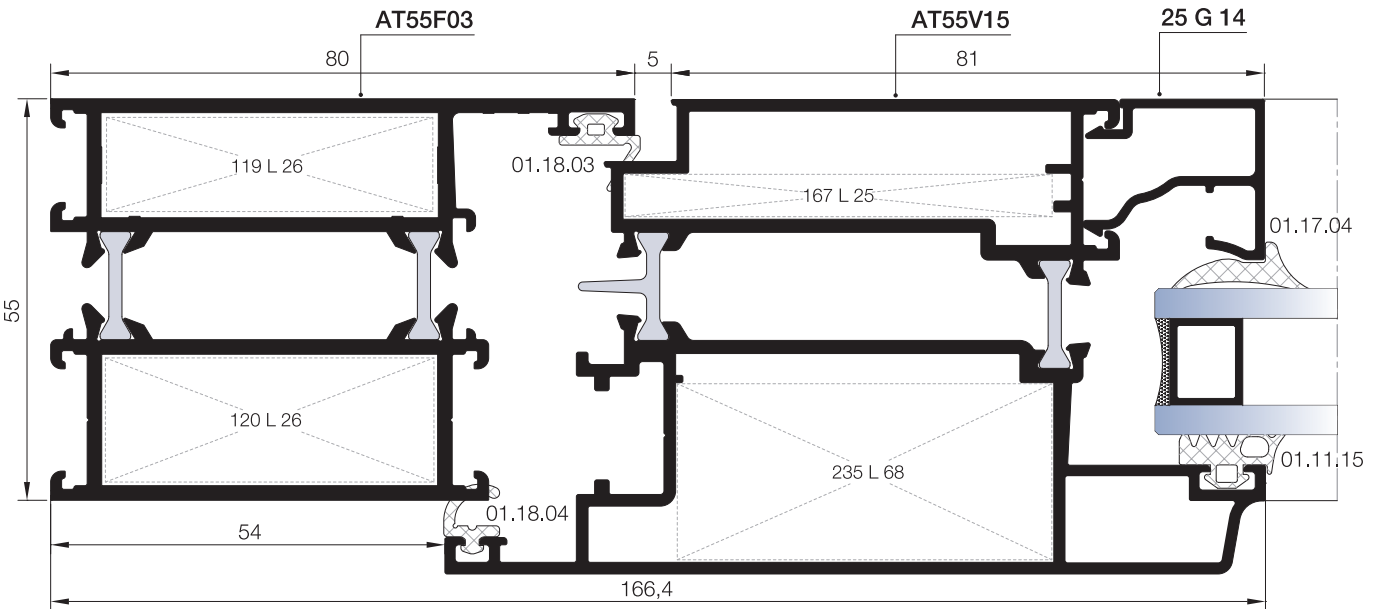
PVC AKSESUARA UYGUN İÇE AÇILIM KAPI DETAYI  
INWARD OPENING DOOR DETAIL FOR PVC ACCESSORIES



30 DETAYI  
DETAIL

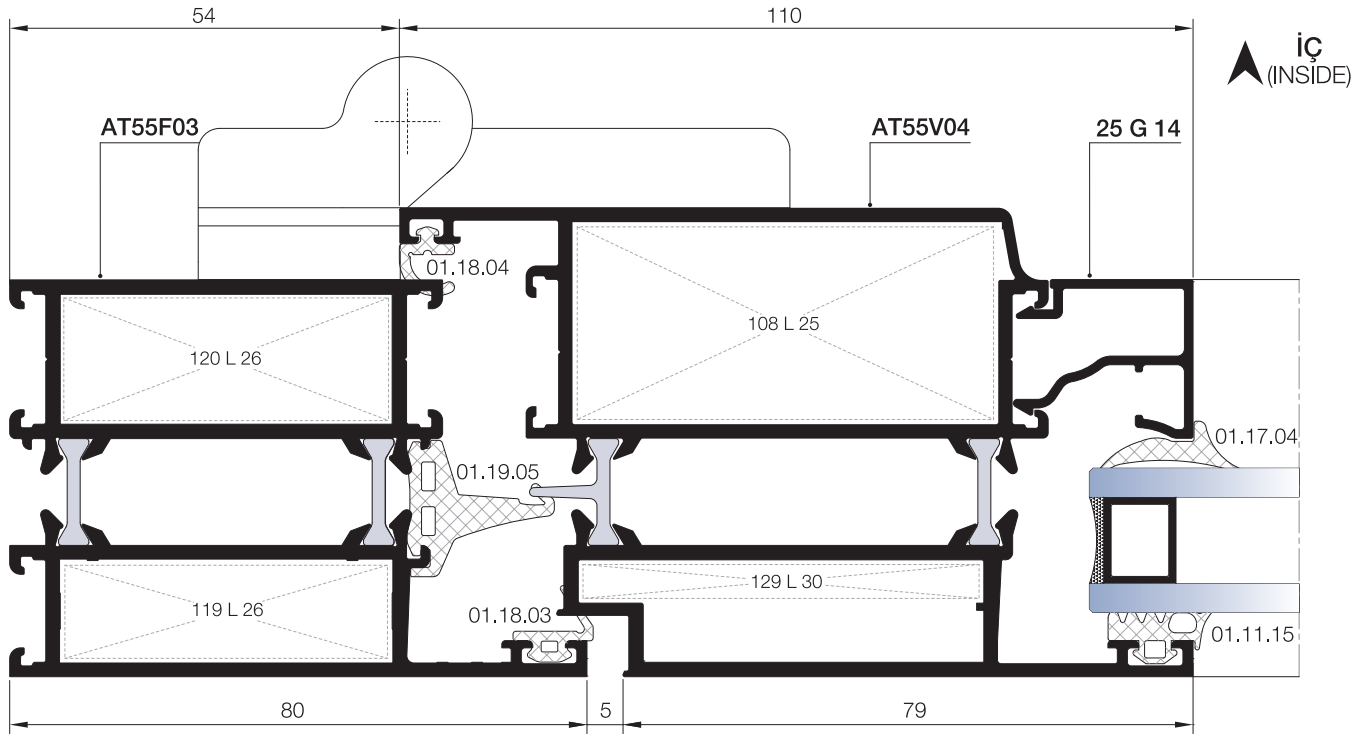
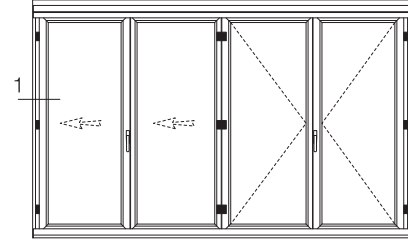
PVC AKSESUARA UYGUN DIŞA AÇILIM KAPI DETAYI  
OUTWARD OPENING DOOR DETAIL FOR PVC ACCESSORIES

İÇ  
(INSIDE)



30A DETAYI  
DETAIL

KATLANIR KAPI DETAYI  
FOLDING DOOR DETAILS



① DETAYI  
DETAIL

01

02

03

04

05

06

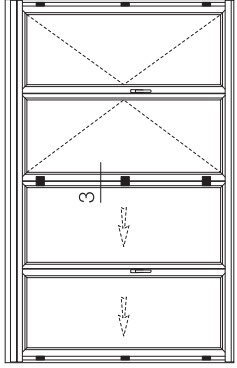
07

08

09

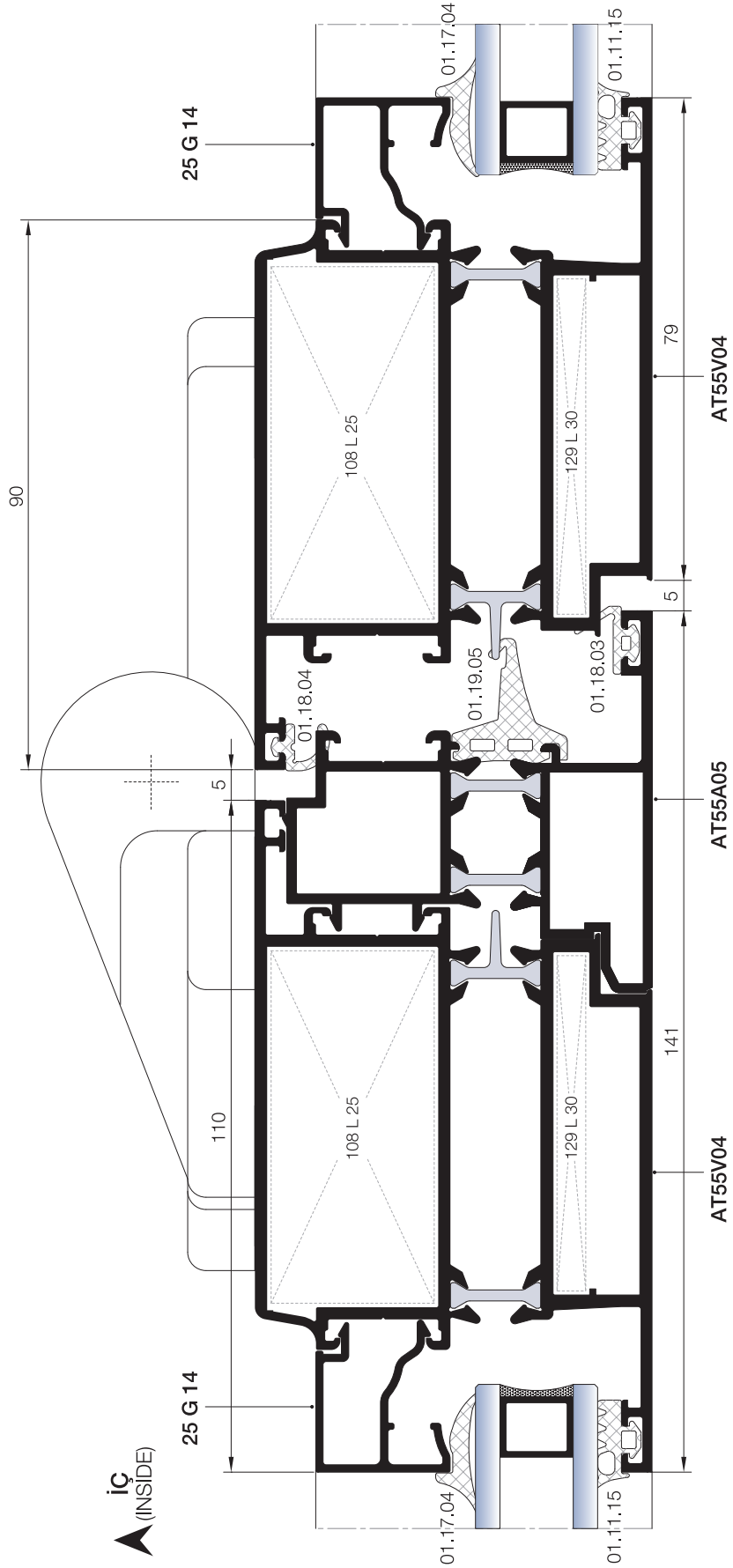
10





KATLANIR KAPI DETAYI  
FOLDING DOOR DETAILS

3 DETAYI  
DETAIL



01

02

03

04

05

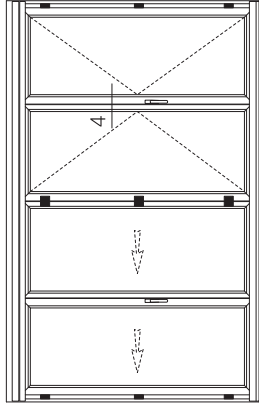
06

07

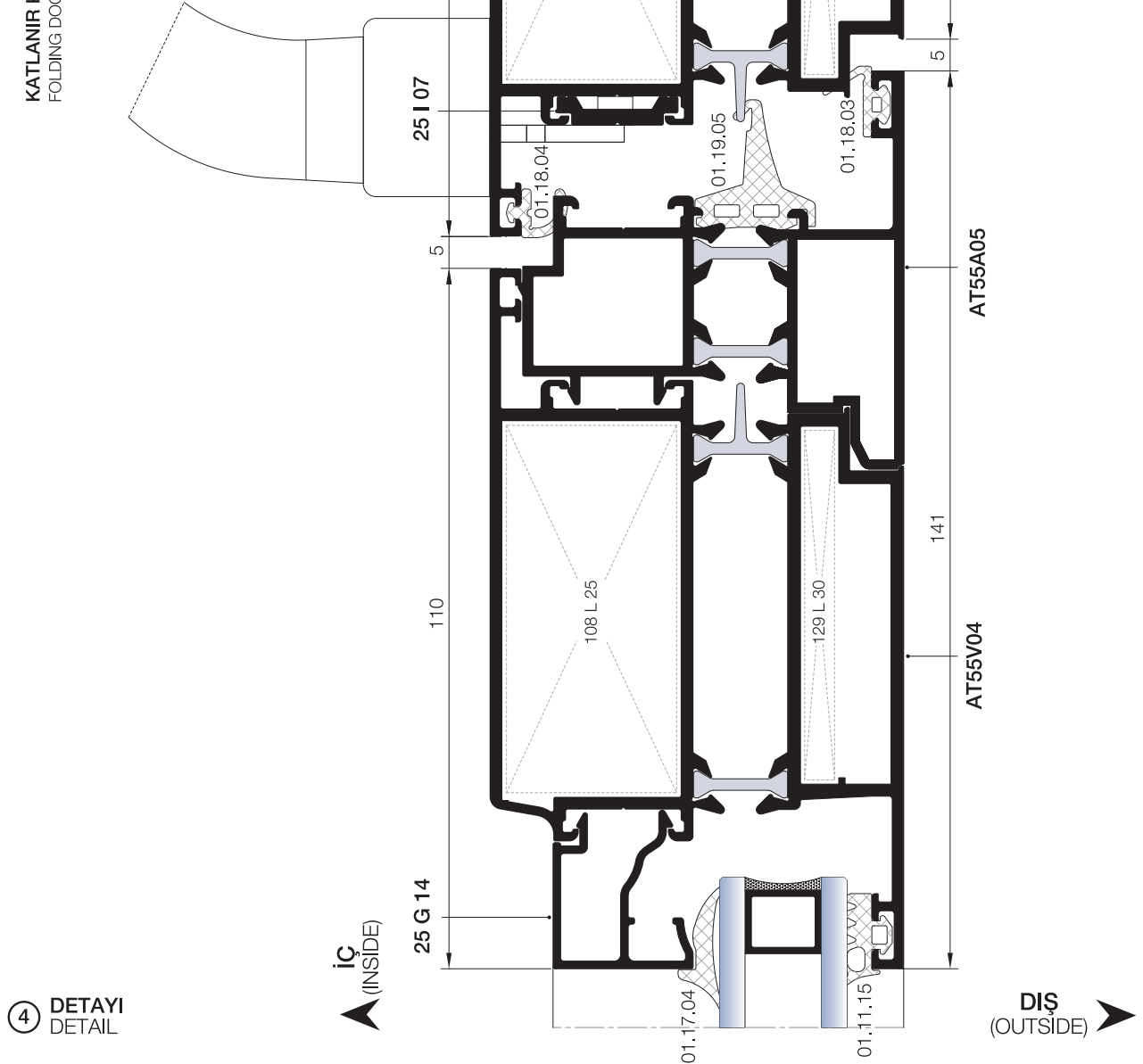
08

09

10

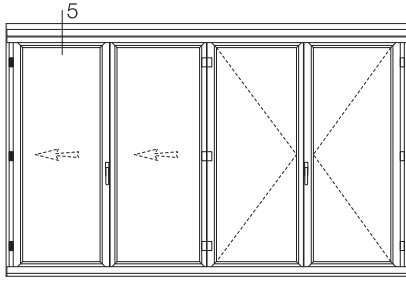


KATLANIR KAPI DETAYI  
FOLDING DOOR DETAILS

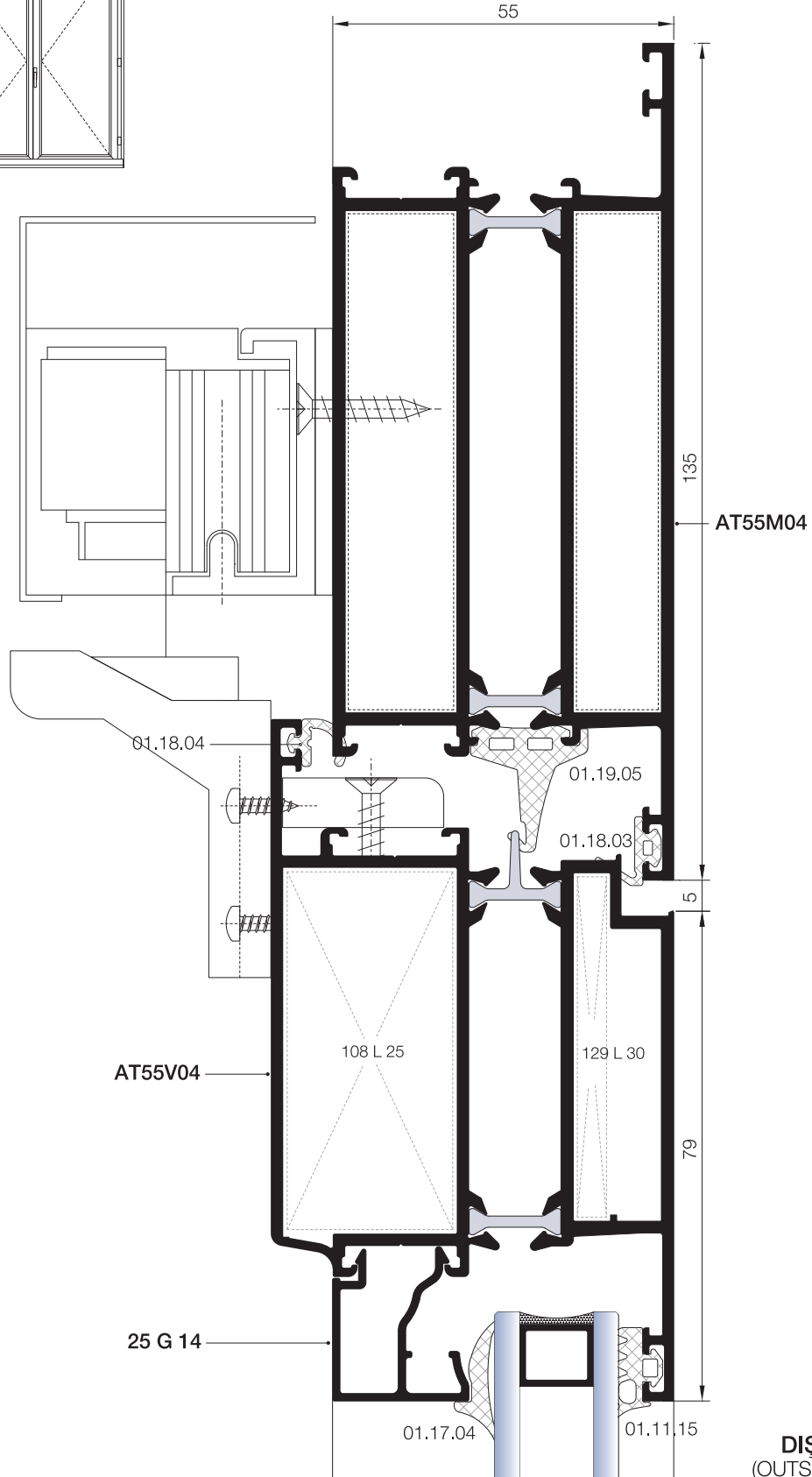


④ DETAYI  
DETAIL





KATLANIR KAPI DETAYI  
FOLDING DOOR DETAILS



01

02

03

04

05

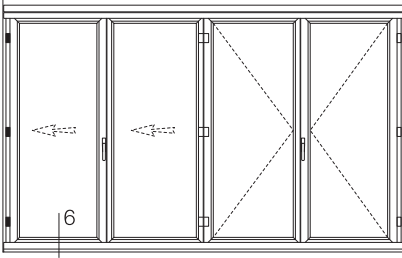
06

07

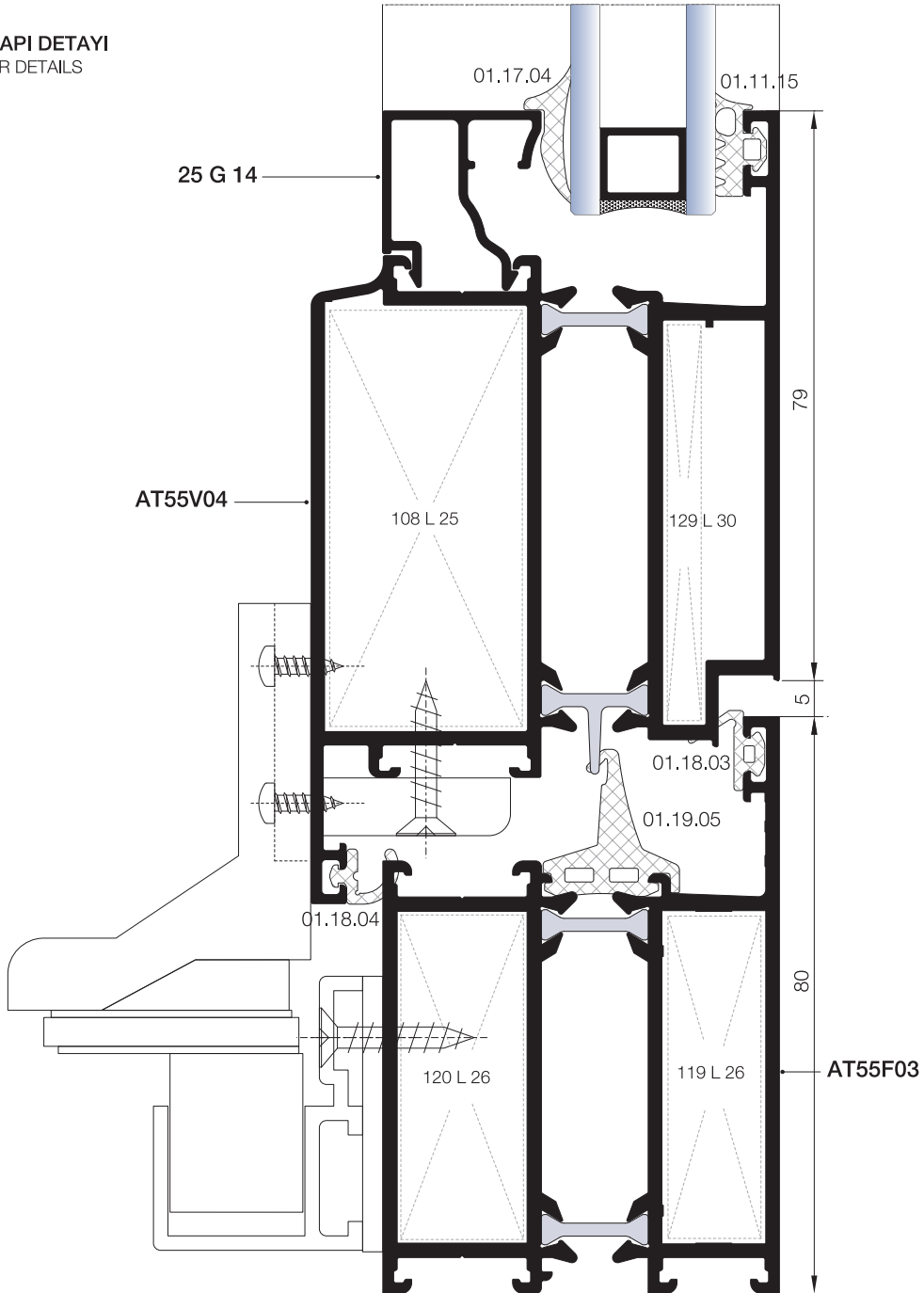
08

09

10



KATLANIR KAPI DETAYI  
FOLDING DOOR DETAILS



# MİMARİ KATALOG

## ARCHITECTURAL CATALOGUE

Alüminyum Kapı Pencere ve Giydirme Cephe Sistemleri  
Aluminium Window Doors and Facade Systems



Rescara Sistem Detayları  
Rescara System Details

# RWWT55

**AKSESUARLAR**

ACCESSORIES

01

02

03

04

05


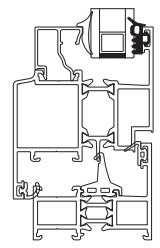

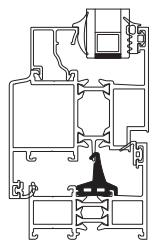

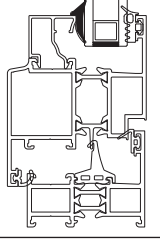

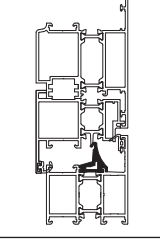

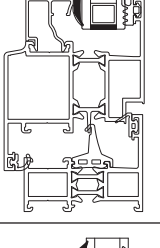

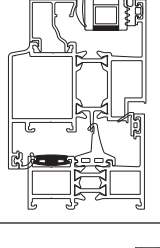

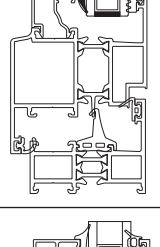

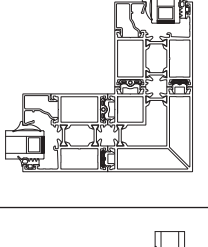

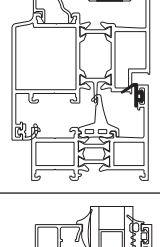

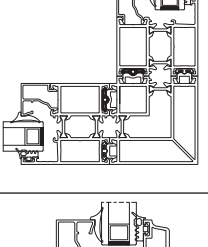

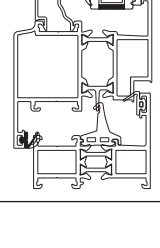

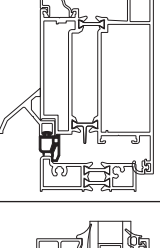

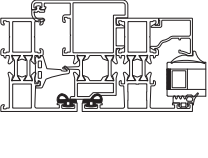
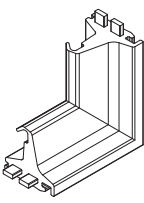
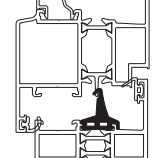
06

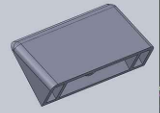
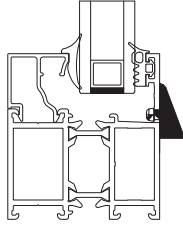

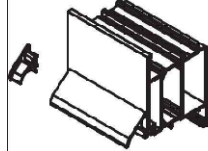
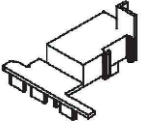
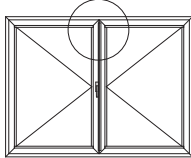
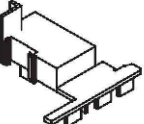
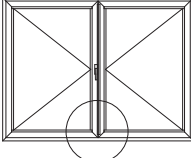
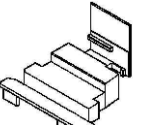
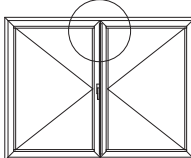
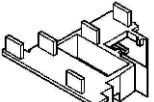
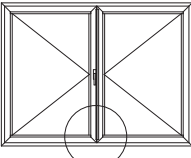

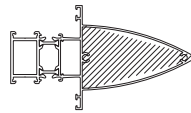
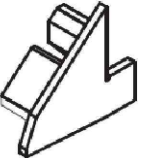

07

08

09

10

01		01.11.15 DIŞ CAM FİTİLİ 4mm OUTSIDE GLAZING GASKET 4mm  Malzeme / Material : EPDM Ağırlık / Weight : 78 gr/m Paket / Package : 190 m / 15 kg			01.19.05 TOZLUK FİTİLİ CENTRAL GASKET  Malzeme / Material : EPDM Ağırlık / Weight : 183 gr/m Paket / Package : 82 m / 15 kg	
02		01.17.03 İÇ CAM FİTİLİ 2,8mm INSIDE GLAZING GASKET 2,8mm  Malzeme / Material : EPDM Ağırlık / Weight : 60 gr/m Paket / Package : 250 m / 15 kg			01.19.55 PİVOT TOZLUK FİTİLİ CENTRAL GASKET FOR PIVOT  Malzeme / Material : EPDM Ağırlık / Weight : gr/m Paket / Package : m / 15 kg	
03		01.17.04 İÇ CAM FİTİLİ 3,6mm INSIDE GLAZING GASKET 3,6mm  Malzeme / Material : EPDM Ağırlık / Weight : 69 gr/m Paket / Package : 215 m / 15 kg			01.19.06 KAPATMA FİTİLİ FILLING GASKET  Malzeme / Material : EPDM Ağırlık / Weight : 80 gr/m Paket / Package : 185 m / 15 kg	
04		01.17.05 İÇ CAM FİTİLİ 4,6mm INSIDE GLAZING GASKET 4,6mm  Malzeme / Material : EPDM Ağırlık / Weight : 90 gr/m Paket / Package : 165 m / 15 kg			01.19.09 ADAPTÖR FİTİLİ ADAPTER GASKET  Malzeme / Material : EPDM Ağırlık / Weight : 44 gr/m Paket / Package : 340,9 m / 15 kg	
05		01.18.03 DIŞ BİNİ FİTİLİ OUTSIDE ACOUSTICAL GASKET  Malzeme / Material : EPDM Ağırlık / Weight : 40 gr/m Paket / Package : 375 m / 15 kg			01.19.10 ADAPTÖR FİTİLİ ADAPTER GASKET  Malzeme / Material : EPDM Ağırlık / Weight : 50 gr/m Paket / Package : 300 m / 15 kg	
06		01.18.04 İÇ BİNİ FİTİLİ INSIDE ACOUSTICAL GASKET  Malzeme / Material : EPDM Ağırlık / Weight : 40 gr/m Paket / Package : 375m / 15 kg			01.20.04 EŞİK FİTİLİ THRESHOLD GASKET  Malzeme / Material : EPDM Ağırlık / Weight : 118 gr/m Paket / Package : 127,1m / 15 kg	
07		01.18.06 ADAPTÖR FİTİLİ GASKET FOR ADAPTER  Malzeme / Material : EPDM Ağırlık / Weight : 50 gr/m Paket / Package : 300m / 15 kg			03.11.04 KÖŞE ENJEKSİYON FİTİLİ CORNER GASKET  Malzeme / Material : EPDM 01.19.05 için / for 01.19.05	

	<b>04.02.07</b> TAHLİYE KAPAĞI DRAINAGE COVER  Malzeme / Material : PVC Renk / Color : Siyah / Black			<b>04.10.16B</b> DAMLALIK YAN KAPAĞI DROPPER SIDE CAP  Malzeme / Material : PVC Renk / Color : Siyah / Black T64 A 19 için / for T64 A 19	
	<b>04.06.27A</b> ADAPTÖR KAPAĞI ADAPTER CAP  Malzeme / Material : PVC Renk / Color : Siyah / Black AT55 A 05 için / for AT55 A 05				
	<b>04.06.27B</b> ADAPTÖR KAPAĞI ADAPTER CAP  Malzeme / Material : PVC Renk / Color : Siyah / Black AT55 A 05 için / for AT55 A 05				
	<b>04.06.46</b> ÜST ADAPTÖR KAPAĞI UPPER ADAPTER CAP  Malzeme / Material : PVC Renk / Color : Siyah / Black AT55 A 22 için / for AT55 A 22				
	<b>04.06.47</b> ALT ADAPTÖR KAPAĞI BOTTOM ADAPTER CAP  Malzeme / Material : PVC Renk / Color : Siyah / Black AT55 A 22 için / for AT55 A 22				
	<b>04.10.11</b> DİKME KAPAĞI MULLION CAP  Malzeme / Material : PVC Renk / Color : Siyah / Black AT55 M 05 için / for AT55 M 05				
	<b>04.10.16A</b> DAMLALIK YAN KAPAĞI DROPPER SIDE CAP  Malzeme / Material : PVC Renk / Color : Siyah / Black T64 A 19 için / for T64 A 19				

01

02

03

04

05

06



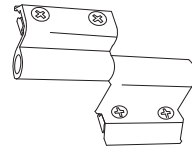
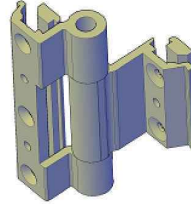
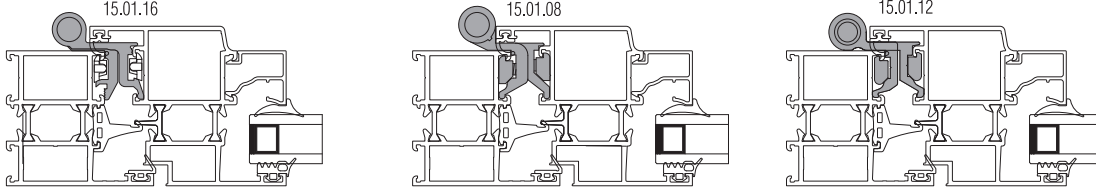
07

08



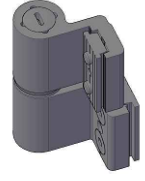

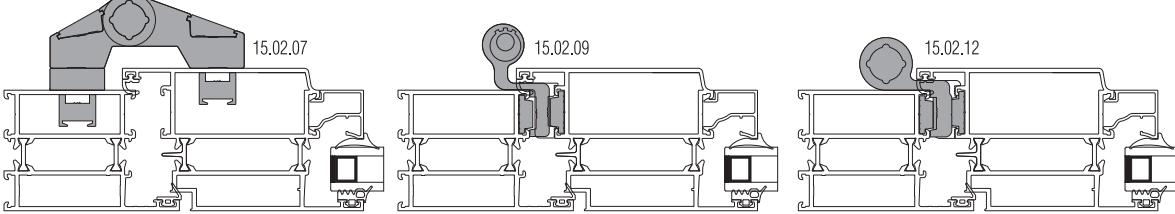
09

10

## PENCERE MENTEŞELERİ / WINDOW HINGES

 <p><b>15.01.16</b> GIESSE PENCERE MENTEŞESİ GIESSE HINGE FOR WINDOWS</p> <p>Renk / Color : Siyah-Beyaz-Gri-Eloksal Black-White-Grey-Anodised</p> <p>75 kg için 2 adet, 85 kg için 3 adet kullanılmalıdır. / Should be used 2 for 75 kg, 3 for 85 kg. EN 1935:2002</p>	 <p><b>15.01.03</b> RESCARA PENCERE MENTEŞESİ HINGE FOR WINDOWS</p> <p>Renk / Color : Siyah-Beyaz-Gri Black-White-Grey</p> <p>75 kg için 2 adet, 85 kg için 3 adet kullanılmalıdır. / Should be used 2 for 75 kg, 3 for 85 kg. EN 1935:2002</p>
 <p><b>15.01.08</b> YERLİ PENCERE MENTEŞESİ LOCAL HINGE FOR WINDOWS</p> <p>Renk / Color : Siyah-Beyaz-Gri-Eloksal Black-White-Grey-Anodised</p> <p>50 kg için 2 adet kullanılmalıdır. / Should be used 2 for 50 kg. Max. kanat ölçüsü 900x1300 / Max. vent dimension 900x1300 TS EN 1935</p>	 <p><b>15.01.12</b> YERLİ PENCERE MENTEŞESİ LOCAL HINGE FOR WINDOWS</p> <p>Renk / Color : Siyah-Beyaz-Gri-Eloksal Black-White-Grey-Anodised</p> <p>TS EN 1935</p>
 <p>Ölçek/Scale: 1/3</p>	

## KAPI MENTEŞELERİ / DOOR HINGES

 <p><b>15.02.14</b> GIESSE KAPI MENTEŞESİ GIESSE HINGE FOR DOORS</p> <p>Renk / Color : Siyah-Beyaz-Eloksal Black-White-Anodised</p> <p>100 kg için 2 adet, 120 kg için 3 adet kullanılmalıdır. / Should be used 2 for 100 kg, 3 for 120 kg. EN 1935</p>	 <p><b>15.02.09</b> YERLİ KAPI MENTEŞESİ LOCAL HINGE FOR DOORS</p> <p>Renk / Color : Siyah-Beyaz-Gri-Eloksal Black-White-Grey-Anodised</p> <p>85 kg için 3 adet kullanılmalıdır. / Should be used 3 for 85 kg. Max. kanat ölçüsü 900x2200 / Max. vent dimension 900x2200 TS EN 1935</p>
 <p><b>15.02.12</b> YERLİ KAPI MENTEŞESİ LOCAL HINGE FOR DOORS</p> <p>Renk / Color : Siyah-Beyaz-Gri-Eloksal Black-White-Grey-Anodised</p> <p>100 kg için 3 adet kullanılmalıdır. / Should be used 3 for 100 kg. Max. kanat ölçüsü 900x2300 / Max. vent dimension 900x2300 TS EN 1935</p>	 <p><b>15.02.07</b> YERLİ KAPI MENTEŞESİ LOCAL HINGE FOR DOORS</p> <p>Renk / Color : Siyah-Beyaz-Gri-Eloksal Black-White-Grey-Anodised</p> <p>100 kg için 2 adet kullanılmalıdır. / Should be used 2 for 100 kg. Max. kanat ölçüsü 900x2200 / Max. vent dimension 900x2200 TS EN 1935</p>
 <p>Ölçek/Scale: 1/3</p>	

## ÇİFT EKSEN MEKANİZMALARI / TILT & TURN MECHANISM

			<p><b>GIESSE FUTURA ÇİFT AÇILIM SETİ 80 kg</b> GIESSE TILT &amp; TURN MECHANISM 80 kg</p> <p>Renk / Color : Siyah-Beyaz-Gri Black-White-Grey</p>	
	<p><b>GIESSE ÇİFT AÇILIM SETİ</b> GIESSE TILT &amp; TURN MECHANISM</p>	<p><b>KANAT GENİŞLİĞİ</b> SASH WIDTH</p>	<p><b>KANAT YÜKSEKLİĞİ</b> SASH HEIGHT</p>	<p><b>KANAT AĞIRLIĞI</b> SASH WEIGHT</p>
07.06.62	410 - 569 mm	600 - 1200 mm	80 kg	Çift Açılım Seti Tip 1 / Tilt & Turn Mechanism
07.06.63	410 - 569 mm	1201 - 2500 mm	80 kg	Çift Açılım Seti Tip 1 + Arka Kilitleme / Tilt & Turn Mechanism+Additional Tilt&Turn (Back)
07.06.64	570 - 1000 mm	600 - 1200 mm	80 kg	Çift Açılım Seti Tip 2 / Tilt & Turn Mechanism Style 2
07.06.65	570 - 1000 mm	1201 -2500 mm	80 kg	Çift Açılım Seti Tip 2 + Arka Kilitleme / Tilt & Turn Mechanism Style 2+Additional Tilt&Turn (Back)
07.06.66	1001 - 1300 mm	600 - 1200 mm	80 kg	Çift Açılım Seti Tip 2 + Alt Kilitleme + İlave Makas / Tilt & Turn Mechanism Style 2 Additional Tilt&Turn (Down)+Additional Arm
07.06.67	1001 - 1300 mm	1201 - 2500 mm	80 kg	Çift Açılım Seti Tip 2+ Alt Kilitleme + Arka Kilitleme + İlave Makas / Tilt & Turn Mechanism Style 2+Additional Tilt&Turn (Down)+Additional Tilt & Turn (Back)+Additional Arm

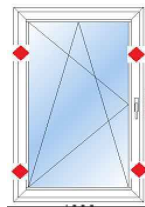
			<p><b>GIESSE FUTURA ÇİFT AÇILIM SETİ 130 kg</b> GIESSE TILT &amp; TURN MECHANISM 130 kg</p> <p>Renk / Color : Siyah-Beyaz-Gri Black-White-Grey</p> <p>*** Stok Sorulmalıdır.</p>	
	<p><b>GIESSE ÇİFT AÇILIM SETİ</b> GIESSE TILT &amp; TURN MECHANISM</p>	<p><b>KANAT GENİŞLİĞİ</b> SASH WIDTH</p>	<p><b>KANAT YÜKSEKLİĞİ</b> SASH HEIGHT</p>	<p><b>KANAT AĞIRLIĞI</b> SASH WEIGHT</p>
07.06.68	410 - 569 mm	600 - 1200 mm	130 kg	Çift Açılım Seti Tip 1 / Tilt & Turn Mechanism Style 1
07.06.69	410 - 569 mm	1201 - 3000 mm	130 kg	Çift Açılım Seti Tip 1+ Arka Kilitleme / Tilt & Turn Mechanism Style 1 + Additional Tilt&Turn (Back)
07.06.70	701 - 1000 mm	600 - 1200 mm	130 kg	Çift Açılım Seti Tip 2 / Tilt & Turn Mechanism Style 2
07.06.71	701 - 1000 mm	1201 - 3000 mm	130 kg	Çift Açılım Seti Tip 2 + Arka Kilitleme / Tilt & Turn Mechanism Style 2+ Additional Tilt&Turn (Back)
07.06.72	1001 - 1300 mm	600 - 1200 mm	130 kg	Çift Açılım Seti Tip 2+ İlave Makas + Alt Kilitleme / Tilt & Turn Mechanism Style 2+Additional Arm+Additional Tilt&Turn (Down)
07.06.73	1001 - 1300 mm	1201 - 3000 mm	130 kg	Çift Açılım Seti Tip 2+ İlave Makas + Alt Kilitleme + Arka Kilitleme / Tilt & Turn Mechanism Style 2+Additional Arm+Additional Tilt&Turn (Down)+Additional Tilt&Turn (Back)



07.06.60

İTHAL ÇİFT AÇILIM SETİ  
TILT&TURN MECHANISM



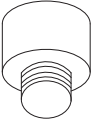
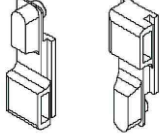
Renk / Color : Siyah-Beyaz-Gri  
Black-White-Grey




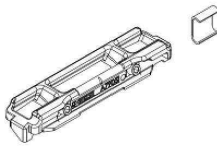
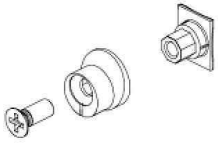
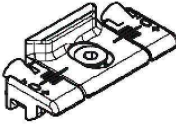

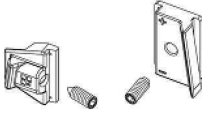

Kanat Genişliği: 570 - 1000 mm  
Kanat Yüksekliği: 400 - 1200 mm

Sash Width: 570 - 1000 mm  
Sash Height: 400 - 1200 mm

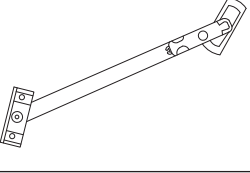

## PENCERE KOLLARI / WINDOW HANDLES

 <p>07.05.12 RESCARA İSPANYOLET KOL (ÇİFT DİLLİ) HANDLE FOR WINDOWS (DOUBLE RAIL) Renk / Color : Siyah-Beyaz-Gri Black-White-Grey</p> <p>EN 1670</p>	 <p>07.05.25 GIESSE İSPANYOLET KOL (ÇİFT DİLLİ) GIESSE HANDLE FOR WINDOWS (DOUBLE RAIL) Renk / Color : Siyah-Beyaz-Gri Black-White-Grey</p> <p>UNI CEI EN ISO / IEC 17050</p>
 <p>07.13.02 ORTA GÖBEK PİMİ CENTRAL LOCK PIN</p> <p>07.05.12 Kol için / For handle 07.05.12</p>	 <p>07.25.01 GIESSE TİJ BAĞLANTI PARÇASI GIESSE CONNECTION ROD Renk / Color : Siyah-Black Malzeme / Material : Polyamid-Polyamide</p> <p>07.05.25 Kol için / For handle 07.05.25</p>

## İSPANYOL KİLİTLEME PARÇALARI / LOCKING KITS

 <p>18.03.08 GIESSE AYARLI SÜRÜCÜ GIESSE ADJUSTABLE BOLT Malzeme / Material: Zamak/Zamak</p> <p>EN 12051:2001</p>	 <p>18.06.01 GIESSE KARŞILIK GIESSE STRIKER Malzeme / Material: Paslanmaz Çelik ve Zamak Stainless Steel &amp; Zamak</p>
 <p>07.13.06 GIESSE PİM GIESSE ADJUSTABLE LOCKING PAWL Malzeme / Material: Zamak/Zamak</p>	 <p>07.09.07 GIESSE AYARLI PİM KARŞILIĞI GIESSE ADJUSTABLE SINGLE STRIKER Malzeme / Material: Zamak/Zamak</p>
 <p>07.21.02 GIESSE KÖŞE DÖNME GIESSE CORNER DRIVE Malzeme / Material: Zamak/Zamak</p>	 <p>07.09.08 GIESSE ARKA KİLİTLEME GIESSE BURGLAR BOLT Malzeme / Material: Zamak/Zamak</p>
 <p>18.07.01 SÜRGÜ SETİ GIESSE BOLT FOR COMBINED WING Malzeme / Material: Zamak-Polyamid Zamak &amp; Polyamide</p> <p>Pasif kanat için / For secondary sash</p>	

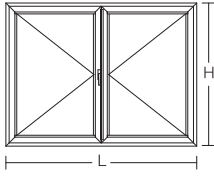


	<p><b>07.07.02</b></p> <p><b>VASİSTAS MAKAS</b> ARM FOR BOTTOM-HUNG WINDOWS</p> <p>Renk / Color : Siyah-Beyaz-Gri Black-White-Grey</p>		<p><b>07.08.01</b></p> <p><b>VASİSTAS MANDAL</b> DEVICE FOR CLOSING BOTTOM-HUNG WINDOWS</p> <p>Renk / Color : Siyah-Beyaz-Gri Black-White-Grey</p>
-----------------------------------------------------------------------------------	------------------------------------------------------------------------------------------------------------------------------------------------	-----------------------------------------------------------------------------------	------------------------------------------------------------------------------------------------------------------------------------------------------------

KOD CODE	AÇIKLAMA DESCRIPTION	***KOL VE KİLİTLEME SETİ SEÇİM TABLOSU HANDLE AND LOCKING KIT TABLE			
		L<1000 H<1200		L>1000 H>1200	
07.05.12	ÇİFT DİLLİ İSPANYOLET KOL DOUBLE RAIL HANDLE	1		1	
07.05.25	GIESSE ÇİFT DİLLİ KOL GIESSE DOUBLE RAIL HANDLE		1		1
07.13.02	ORTAGÖBEK PİMİ CENTRAL LOCK PIN	1		1	
07.25.01	GIESSE KOL BAĞLANTI PARÇASI GIESSE ROD CONNECTION PIECES		1		1
18.03.08	GIESSE AYARLANABİLİR SÜRGÜ GIESSE ADJUSTABLE BOLT	2	2		
18.06.01	GIESSE KARŞILIK GIESSE DOUBLE STRIKER	2	2		
07.21.02	GIESSE KÖŞE DÖNME PARÇASI GIESSE CORNER DRIVE			2	2
07.13.06	GIESSE PİM GIESSE ADJUSTABLE LOCKING PAWL			4	4
07.09.07	GIESSE AYARLI PİM KARŞILIĞI GIESSE ADJUSTABLE SINGLE STRIKER			4	4

\*\*\* Giesse kol ve kilitleme aksesuarları 25 I 07 tij profili ile kullanılmalıdır.

Giesse handle and locking accessories should be used with 25 I 07 rod profile



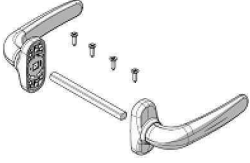
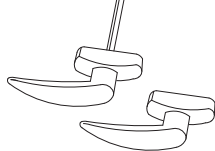










\*\*\* KOL VE KİLİTLEME SETİ SEÇİM TABLOSU  
HANDLE AND LOCKING KIT TABLE

		L<1000 H<1200		L>1000 H>1200	
KOD CODE	AÇIKLAMA DESCRIPTION	07.05.12 kol ile with 07.05.12 handle	07.05.25 kol ile with 07.05.25 handle	07.05.12 kol ile with 07.05.12 handle	07.05.25 kol ile with 07.05.25 handle
<b>HAREKETLİ KANAT / FIRST SASH</b>					
07.05.12	ÇİFT DİLLİ İSPANYOLET KOL DOUBLE RAIL HANDLE	1		1	
07.05.25	GIESSE ÇİFT DİLLİ KOL GIESSE DOUBLE RAIL HANDLE		1		1
07.13.02	ORTAĞÖBEK PİMİ CENTRAL LOCK PIN	1		1	
07.25.01	GIESSE KOL BAĞLANTI PARÇASI GIESSE ROD CONNECTION PIECES		1		1
18.03.08	GIESSE AYARLANABİLİR SÜRGÜ GIESSE ADJUSTABLE BOLT	2	2		
18.06.01	GIESSE KARŞILIK GIESSE DOUBLE STRIKER	2	2		
07.21.02	GIESSE KÖŞE DÖNME PARÇASI GIESSE CORNER DRIVE			2	2
07.13.06	GIESSE PİM GIESSE ADJUSTABLE LOCKING PAWL			4	4
07.09.07	GIESSE AYARLI PİM KARŞILIĞI GIESSE ADJUSTABLE SINGLE STRIKER			4	4
<b>PASİF KANAT / SECONDARY SASH</b>					
18.07.01	GIESSE SÜRGÜ SETİ GIESSE BOLT FOR SECONDARY SASH	1	1	1	1
07.09.08	GIESSE ARKA KİLİTLEME GIESSE BURGLAR BOLT			1	1

\*\*\* Giesse kol ve kilitleme aksesuarları 25 I 07 tij profili ile kullanılmalıdır.

Giesse handle and locking accessories should be used with 25 I 07 rod profile

## KAPI KOLLARI / DOOR HANDLES

 <p>07.14.06 GIESSE KAPI KOLU GIESSE DOOR HANDLE Renk / Color : Siyah-Beyaz-Gri Black-White-Grey</p>	 <p>07.14.04 KAPI KOLU DOOR HANDLE Renk / Color : Siyah-Beyaz-Gri Black-White-Grey</p>
 <p>07.17.02 D KAPI KOLU DOOR HANDLE Renk / Color : Siyah-Beyaz-Gri-Eloksal Black-White-Grey-Anodised Ölçüler / Dimensions: H: 40 cm / O: 2,5 cm</p>	 <p>07.17.06 V KAPI KOLU DOOR HANDLE Renk / Color : Siyah-Beyaz-Gri-Eloksal Black-White-Grey-Anodised Ölçüler / Dimensions: H: 20 cm / O: 2,5 cm</p>
 <p>07.17.08 U KAPI KOLU DOOR HANDLE Renk / Color : Siyah-Beyaz-Gri-Eloksal Black-White-Grey-Anodised Ölçüler / Dimensions: H: 40 cm / O: 2,5 cm</p>	 <p>07.17.10 D KAPI KOLU DOOR HANDLE Renk / Color : Siyah-Beyaz-Gri-Eloksal Black-White-Grey-Anodised Ölçüler / Dimensions: H: 20 cm / O: 2,5 cm</p>
 <p>07.17.11 D KAPI KOLU DOOR HANDLE Renk / Color : Siyah-Beyaz-Gri-Eloksal Black-White-Grey-Anodised Ölçüler / Dimensions: H: 30 cm / O: 2,5 cm</p>	 <p>07.17.19 AKBANK KAPI KOLU DOOR HANDLE Renk / Color : Siyah-Beyaz-Gri-Eloksal Black-White-Grey-Anodised Ölçüler / Dimensions: H: 200 cm</p>
 <p>07.17.20 YARIM AY BORU KOLU DOOR HANDLE Renk / Color : Siyah-Beyaz-Gri-Eloksal Black-White-Grey-Anodised Ölçüler / Dimensions: H: 30 cm / O: 2,5 cm</p>	 <p>07.17.21 U ÇEKME KOL DOOR HANDLE Renk / Color : Siyah-Beyaz-Gri-Eloksal Black-White-Grey-Anodised Ölçüler / Dimensions: H: 20 cm</p>
 <p>07.17.22 YAY KOL DOOR HANDLE Renk / Color : Siyah-Beyaz-Gri-Eloksal Black-White-Grey-Anodised Ölçüler / Dimensions: H: 50 cm</p>	 <p>07.17.23 BASTON KOL DOOR HANDLE Renk / Color : Siyah-Beyaz-Gri-Eloksal Black-White-Grey-Anodised Ölçüler / Dimensions: H: 90 cm / O: 2,5 cm</p>

01

02

03

04

05

06


07

08

09

10

## KAPI KİLİTLERİ / DOOR LOCKS




18.01.01

MAKARALI KİLİT  
MORTISE LOCK (WITH ROLLER)



18.02.21

MAKARALI KİLİT KARŞILIĞI  
STRIKER ROLLER LOCK



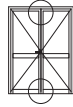
18.01.02

DİLLİ KİLİT  
MORTISE LOCK



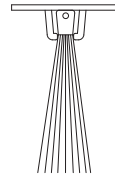
18.02.20

DİLLİ KİLİT KARŞILIĞI  
STRIKER MORTISE LOCK



18.03.01

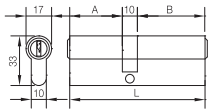
KAPI ALT ÜST KİLİTLEME  
BOLT FOR DOORS



17.02.01

KAPI ALTI FIRÇASI  
BRUSH FOR DOORS

Malzeme / Material : Polipropilen  
Polypropylene



18.04.01

BAREL  
CYLINDER

Malzeme / Material : Krom-Nikel  
Chrome-Nickel

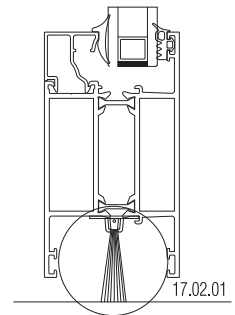
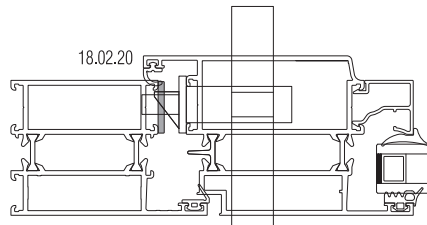
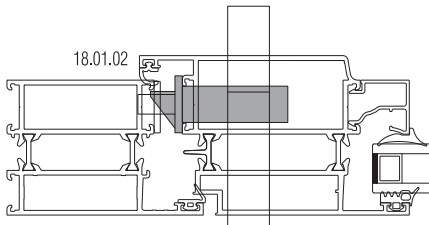
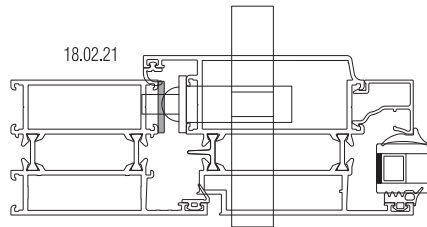
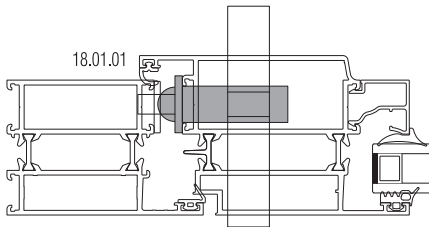
A	B	L
35	45	90



18.05.02

BAREL AYNASI  
CYLINDER COVER

Renk / Color : Siyah-Beyaz  
Black-White

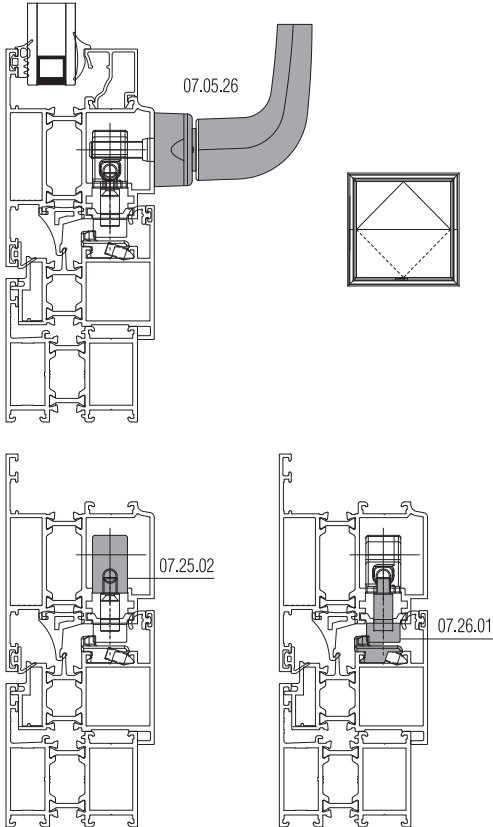


Ölçek/Scale: 1/3

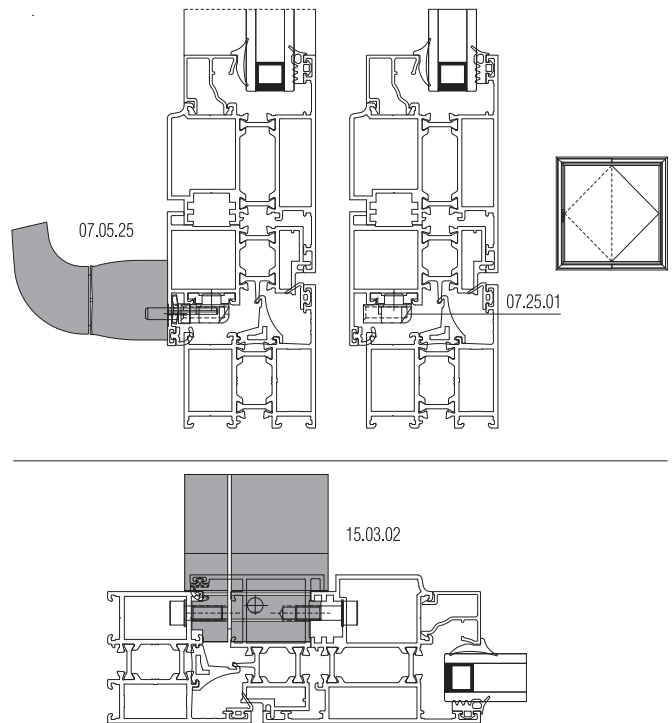
## KAPI KİLİTLERİ / DOOR LOCKS

 <p>15.03.02 GIESSE PİVOT MENTEŞE GIESSE PIVOT HINGE</p> <p>Malzeme / Material : Zamak-Alüminyum-Polyamid Zamak-Aluminium-Polyamide</p> <p>Maksimum kanat ağırlığı / Maximum sash weight = Dikey / Vertical: 100 kg Yatay / Horizontal: 120 kg Maksimum kanat ebatları / Maximum sash dimensions Dikey / vertical: L: 1600 mm H: 2200 mm Yatay / Horizontal: L: 1600 mm H: 2200 mm</p>	 <p>15.03.03 GIESSE PİVOT MENTEŞE ALT PARÇASI GIESSE PIVOT FIXING PLATE</p>
 <p>07.05.26 GIESSE YATAY PİVOT İÇİN KOL GIESSE HANDLE FOR HORIZONTAL PIVOT</p> <p>Renk / Color : Siyah-Beyaz-Gri Black-White-Grey</p>	 <p>07.25.02 GIESSE YATAY PİVOT İÇİN MEKANİZMA GIESSE MECHANISM FOR HORIZONTAL PIVOT</p> <p>Malzeme / Material : Zamak-Polyamid Zamak-Polyamide</p>
 <p>07.26.01 GIESSE YATAY PİVOT İÇİN KİLİTLEME GIESSE LOCKING KIT FOR HORIZONTAL PIVOT</p> <p>Malzeme / Material : Zamak-Polyamid Zamak-Polyamide</p>	

### YATAY PİVOT AKSESUARLARI / HORIZONTAL PIVOT ACCESSORIES



### DİKEY PİVOT AKSESUARLARI / VERTICAL PIVOT ACCESSORIES



\*\*\* 25 I 07 tj profili ile kullanılmalıdır.

Should be used with 25 I 07 rod profile

Ölçek/Scale: 1/3

