

MİMARİ KATALOG ARCHITECTURAL CATALOGUE

Alüminyum Kapı Pencere ve Giydirme Cephe Sistemleri
Aluminium Window Doors and Facade Systems

RESCARA



RWT64



TEKNİK ÖZELLİKLER / TECHNICAL PROPERTIES

KASA DERİNLİĞİ / FRAME DEPTH	64,2 mm
KANAT DERİNLİĞİ / VENT DEPTH	74,2 mm
PROFİL ET KALINLIĞI / PROFILE WALL THICKNESS	1,6/1,8/2 mm
MAX. CAM KALINLIĞI / MAX. GLASS THICKNESS	44 mm
ISI BARİYERİ / THERMAL INSULATION BARS	24 mm

PERFORMANS DEĞERLERİ / PERFORMANCE VALUES

HAVA GEÇİRGENLİĞİ / AIR PEREABILITY	CLASS 4 (600 pa)
SU SIZDIRMAZLIĞI / WATERTIGHTNESS	9A (600 pa)
RÜZGAR YÜKÜNE DAYANIM / RESISTANCE TO WIND LOAD	B4/C4 (1600 pa)
ISI YALITIM DEĞERİ (UF) / THERMAL INSULATION VALUE (UF)	2,980 W/m²k

UYGULAMA SEÇENEKLERİ / APPLICATION OPTIONS

	PENCERE WINDOW	KAPI DOOR
İÇE AÇILIR / INWARD OPENING	•	•
VASİSTAS / BOTTOM HUNG	•	
DIŞA AÇILIR / OUTWARD OPENING		•
ÇİFT EKSEN AÇILIM / TILT & TURN OPENING	•	•
PVC AKSESUARA UYGUN KANAT / VENT FOR PVC ACCESSORIES	•	•
ÇEK & SÜR / TILT & SLIDE	•	•
KATLANIR / FOLDING	•	•

MİMARİ KATALOG

ARCHITECTURAL CATALOGUE

Alüminyum Kapı Pencere ve Giydirme Cephe Sistemleri
Aluminium Window Doors and Facade Systems



Rescara Sistem Detayları
Rescara System Details

RWT64

PROFİLLER

PROFILES

01

02

03

04

05

06

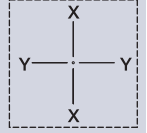
07

08

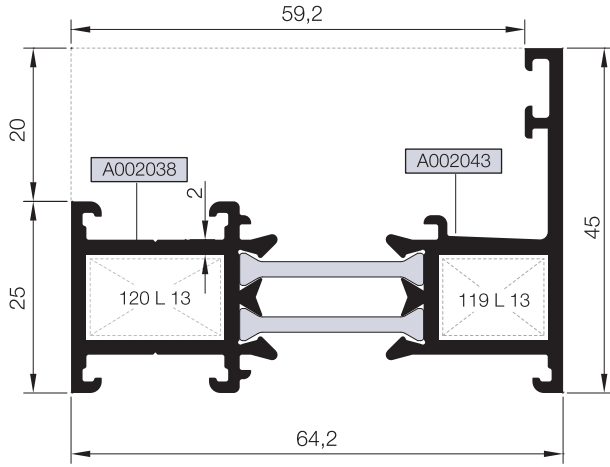
09

10

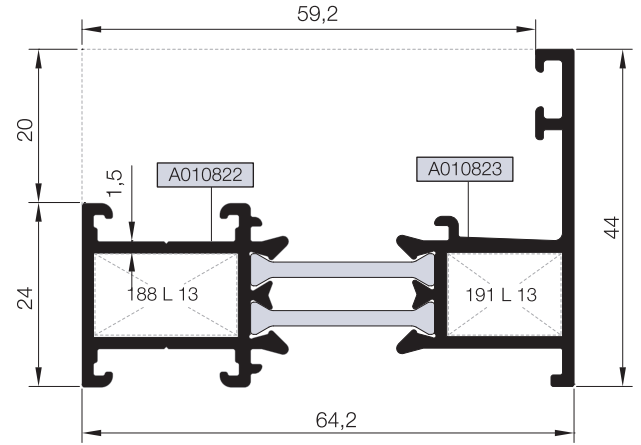
KOD / CODE	AĞIRLIK (kg/m) / WEIGHT	Jxx cm ⁴	Jyy cm ⁴	L m
AT64F01	1,325	17,469	4,439	6
AT64F02	1,660	22,546	12,818	6
AT64F04	1,113	14,257	3,658	6
AT64F07	1,497	19,453	11,255	6



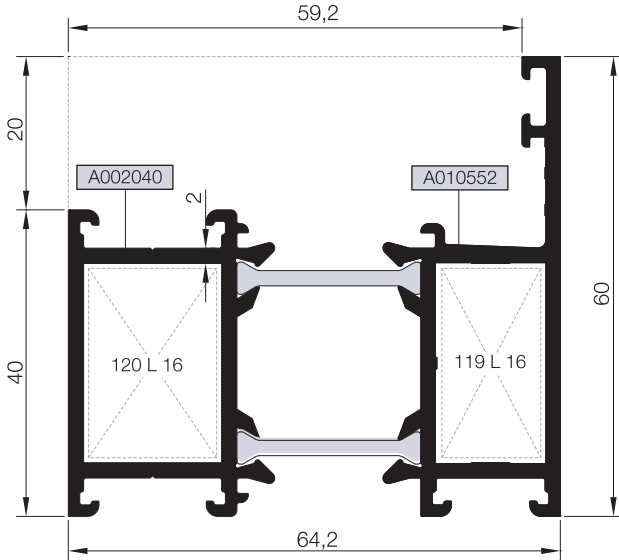
AT64F01



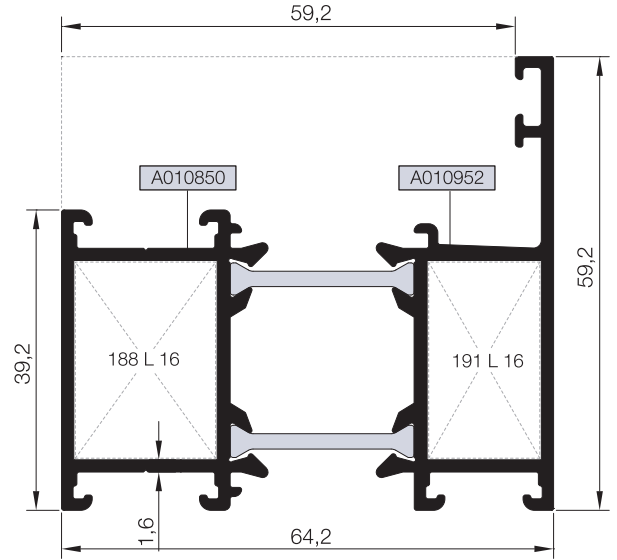
AT64F04



AT64F02

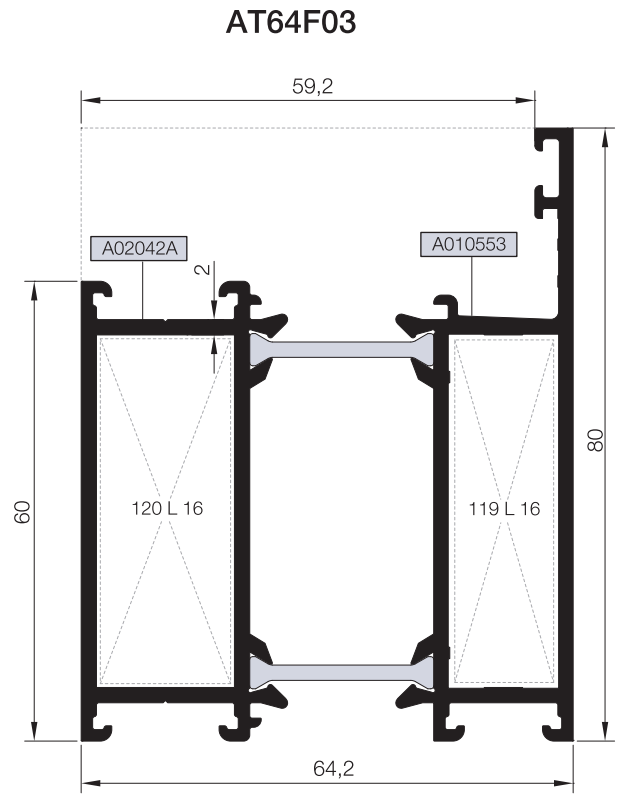
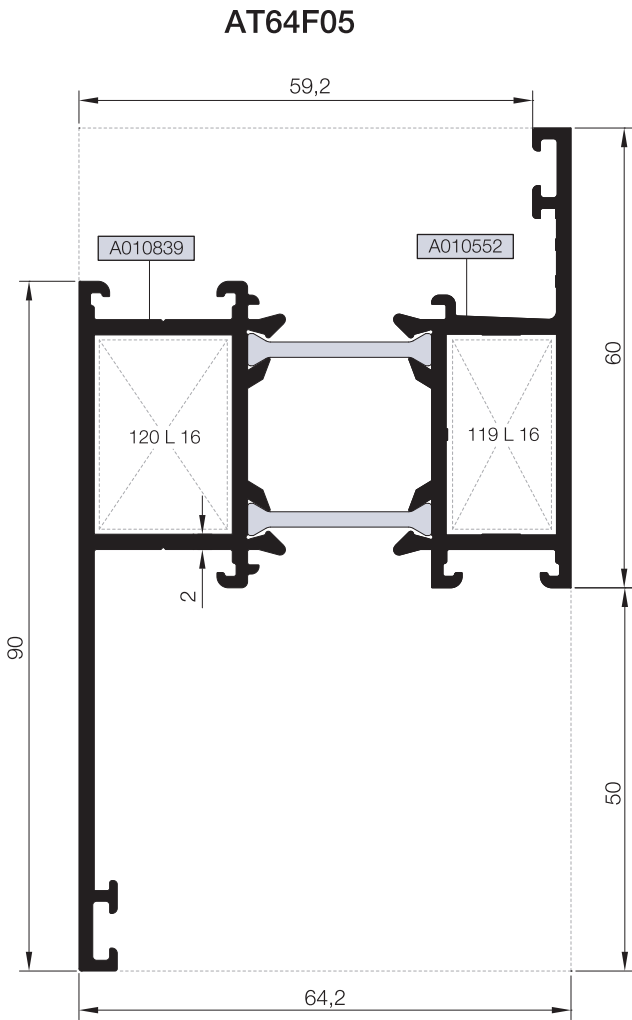


AT64F07



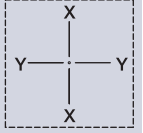
Nr		L m	KESİM ÖLÇÜSÜ CUTTING SIZE	AKS. KODU ACS. CODE
AT64F01	A002038	25 L 13 (A002058)	17,7 mm	120 L 13
	A002043	25 L 13 (A002058)	13,9 mm	119 L 13
AT64F02	A002040	25 L 16 (A002061)	17,7 mm	120 L 16
	A010552	25 L 16 (A002061)	13,9 mm	119 L 16
AT64F04	A010822	25 L 13 (A002058)	18,4 mm	188 L 13
	A010823	25 L 13 (A002058)	14,7 mm	191 L 13
AT64F07	A010850	25 L 16 (A002061)	18,4 mm	188 L 16
	A010952	25 L 16 (A002061)	14,7 mm	191 L 16

KOD / CODE	AĞIRLIK (kg/m) / WEIGHT	Jxx cm ⁴	Jyy cm ⁴	L m	
AT64F05	1,970	30,230	38,034	6	
AT64F03	2,084	29,304	33,917	6	

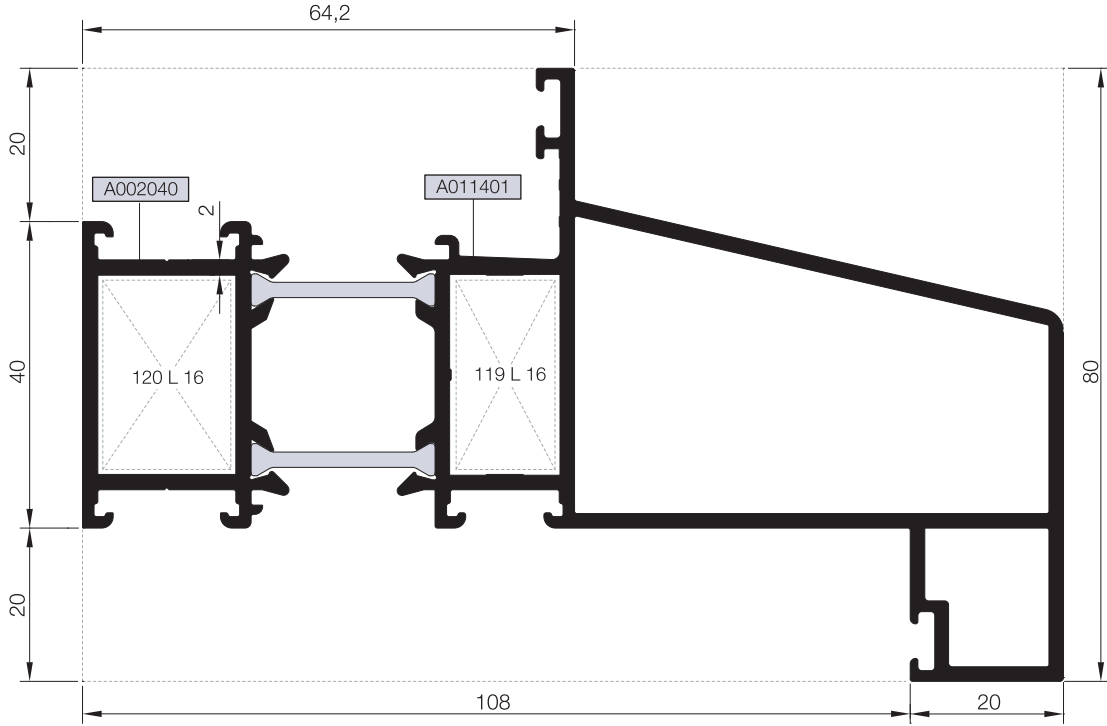


Nr		L m	KESİM ÖLÇÜSÜ CUTTING SIZE	AKS. KODU ACS. CODE
AT64F05	A010839	25 L 16 (A002061)	17,7 mm	120 L 16
	A010552	25 L 16 (A002061)	13,9 mm	119 L 16
AT64F03	A02042A	25 L 26 (A010540)	17,7 mm	120 L 26
	A010553	25 L 26 (A010540)	13,9 mm	119 L 26

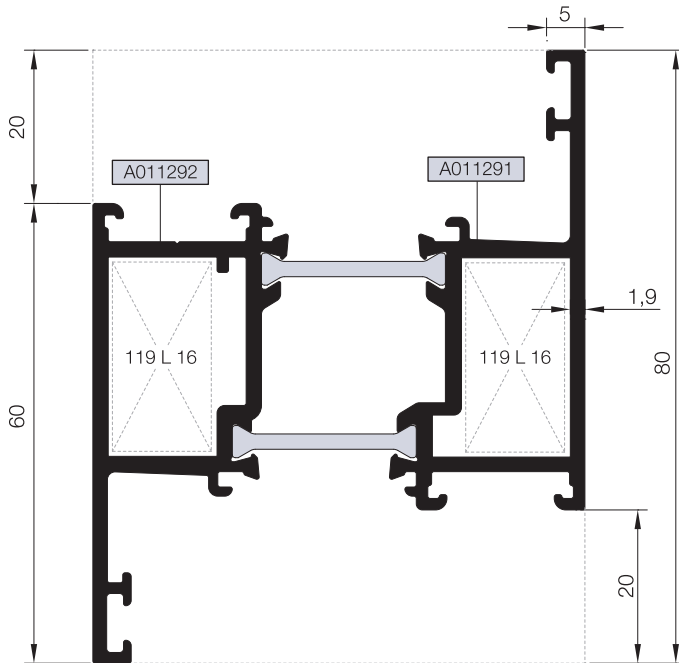
KOD / CODE	AĞIRLIK (kg/m) / WEIGHT	Jxx cm ⁴	Jyy cm ⁴	L m
AT64F10	2,760	122,771	32,079	6
AT64F12	1,822	26,850	17,860	6



AT64F10



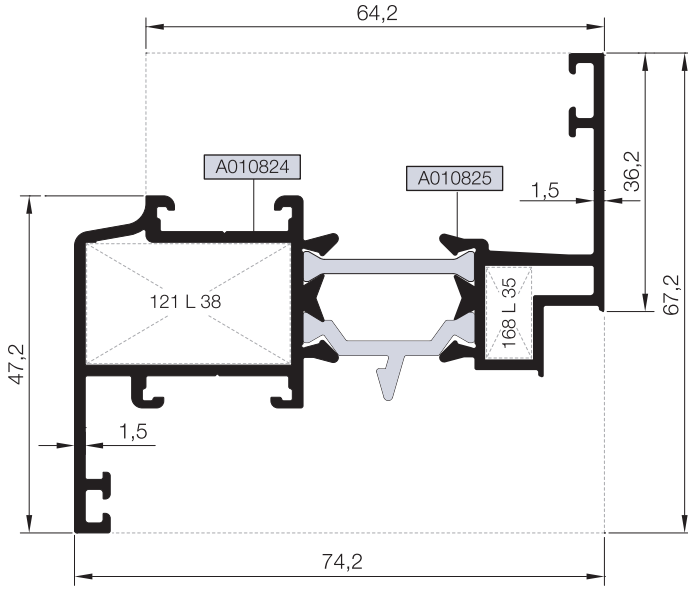
AT64F12



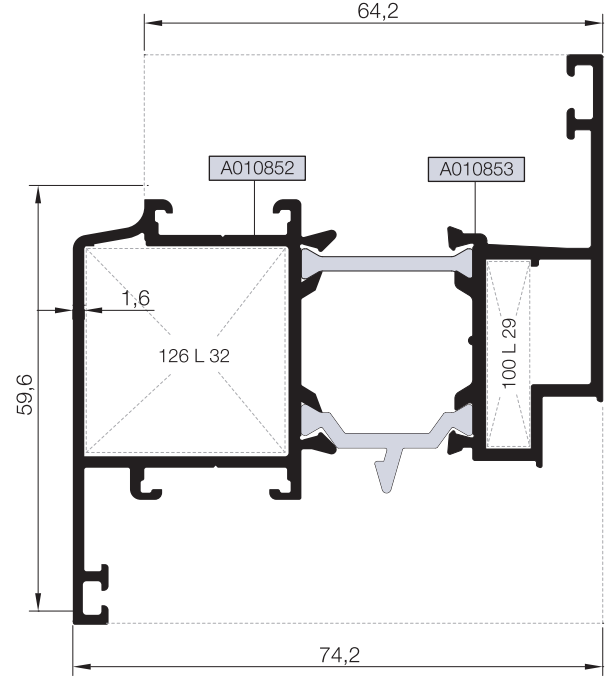
Nr		L m	KESİM ÖLÇÜSÜ CUTTING SIZE	AKS. KODU ACS. CODE
AT64F10	A002040	25 L 16 (A002061)	17,7 mm	120 L 16
	A011401	25 L 16 (A002061)	13,9 mm	119 L 16
AT64F12	A011292	25 L 16 (A002061)	13,9 mm	119 L 16
	A011291	25 L 16 (A002061)	13,9 mm	119 L 16

KOD / CODE	AĞIRLIK (kg/m) / WEIGHT	Jxx cm4	Jyy cm4	L m	
AT64V07	1,396	23,928	8,348	6	
AT64V11	1,680	29,281	16,560	6	
AT64V16	1,887	33,429	26,867	6	

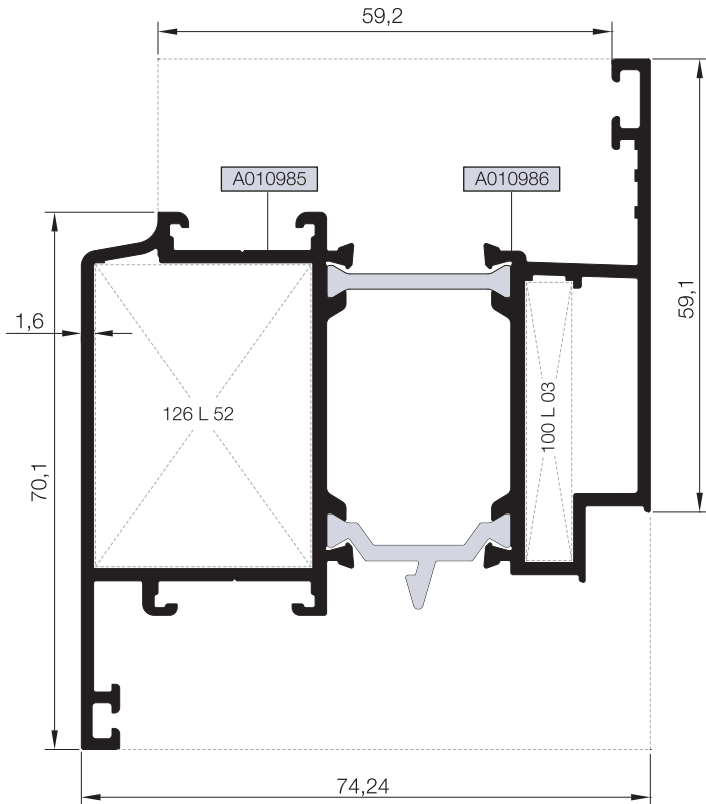
AT64V07



AT64V11



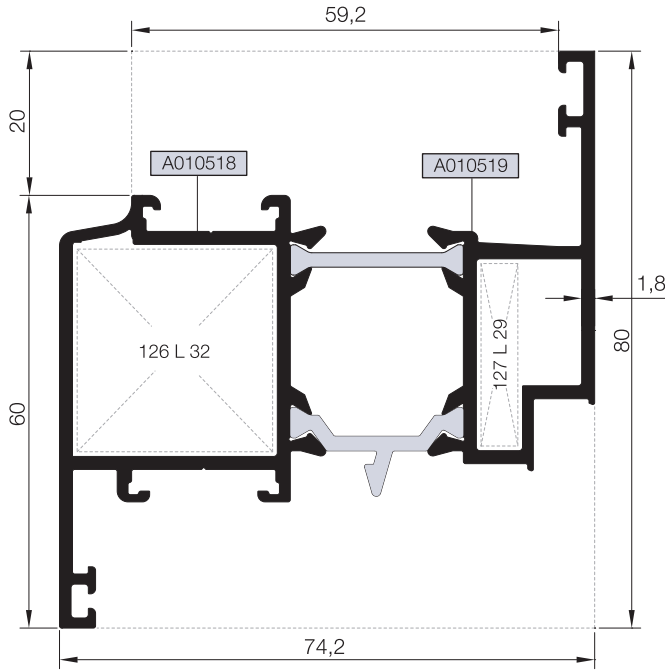
AT64V16



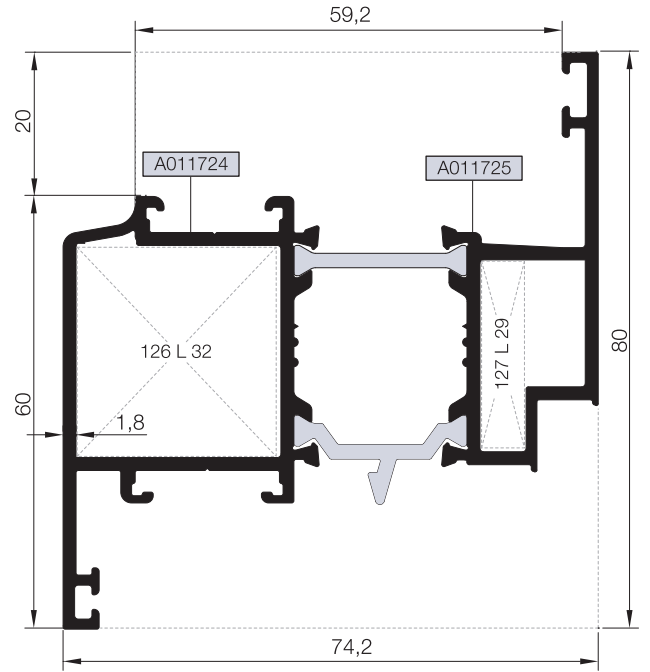
Nr		L m	KESİM ÖLÇÜSÜ CUTTING SIZE	AKS. KODU ACS. CODE
AT64V07	A010824	25 L 38 (A002074)	28,5 mm	121 L 38
	A010825	25 L 35 (A010076)	6,4 mm	168 L 35
AT64V11	A010852	25 L 32 (A002430)	28,1 mm	126 L 32
	A010853	25 L 29 (A010543)	6,0 mm	100 L 29
AT64V16	A010985	25 L 52 (A010888)	28,1 mm	126 L 52
	A010986	25 L 03 (A002021)	6,0 mm	100 L 03

KOD / CODE	AĞIRLIK (kg/m) / WEIGHT	Jxx cm ⁴	Jyy cm ⁴	L m	
AT64V05	1,782	31,816	17,994	6	
AT64V22	1,779	30,100	17,993	6	
AT64V20	1,898	34,200	18,787	6	
AT64V21	1,565	27,054	8,724	6	

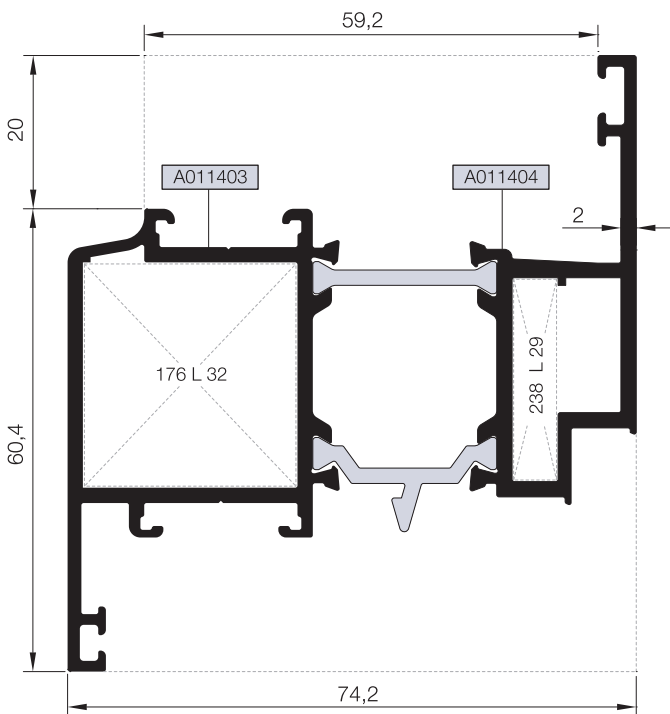
AT64V05



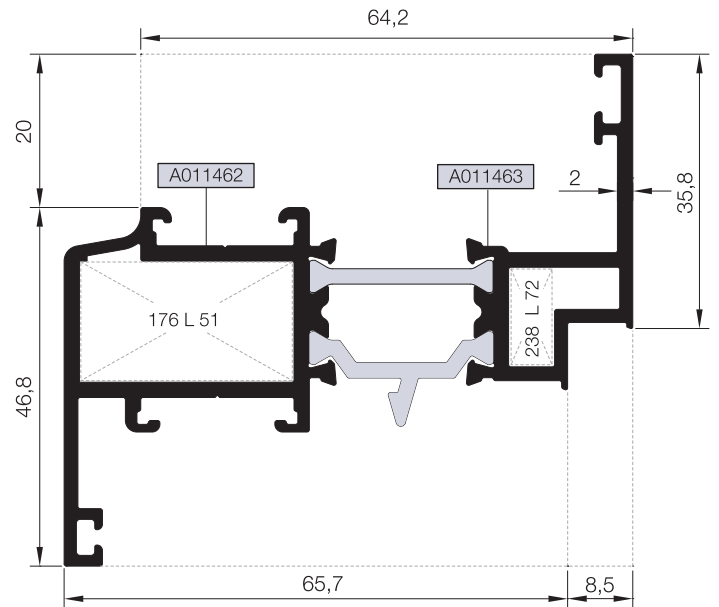
AT64V22



AT64V20



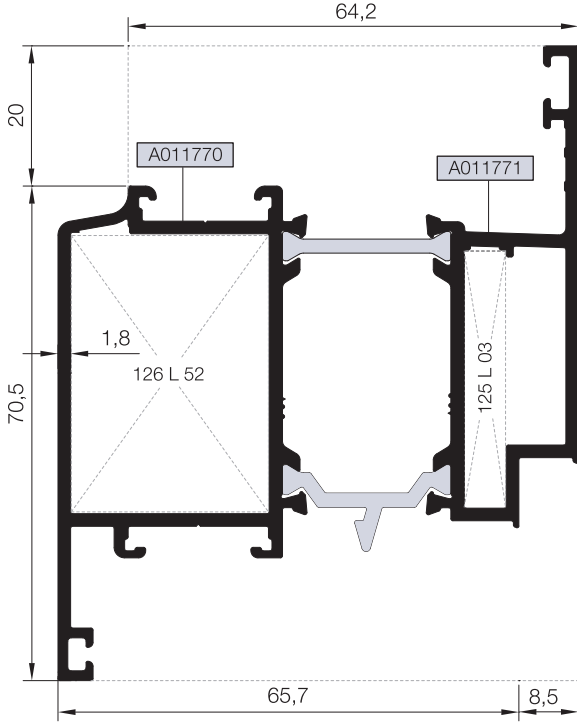
AT64V21



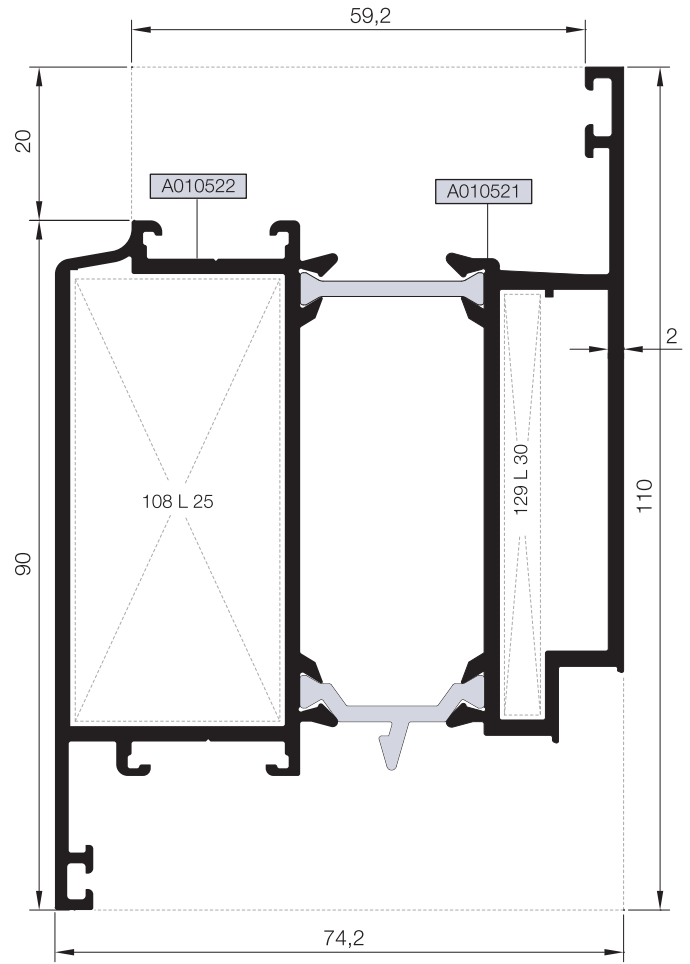
Nr	L m	KESİM ÖLÇÜSÜ CUTTING SIZE	AKS. KODU ACS. CODE
AT64V05	A010518	25 L 32 (A002430)	126 L 32
	A010519	25 L 29 (A010543)	127 L 29
AT64V22	A011724	25 L 32 (A002430)	126 L 32
	A011725	25 L 29 (A010543)	127 L 29
AT64V20	A011403	25 L 32 (A002430)	176 L 32
	A011404	25 L 29 (A010543)	238 L 29
AT64V21	A011462	25 L 51 (A010887)	176 L 51
	A011463	25 L 35 (A010076)	238 L 35

KOD / CODE	AĞIRLIK (kg/m) / WEIGHT	Jxx cm4	Jyy cm4	L m	
AT64V24	2,014	25,139	42,800	6	
AT64V04	2,541	47,341	62,509	6	
AT64V10	2,487	46,759	60,124	6	

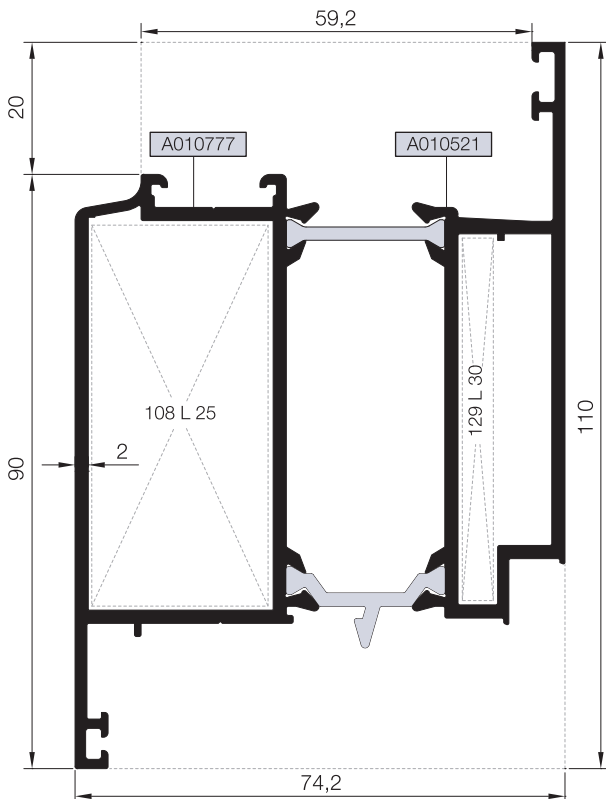
AT64V24



AT64V04



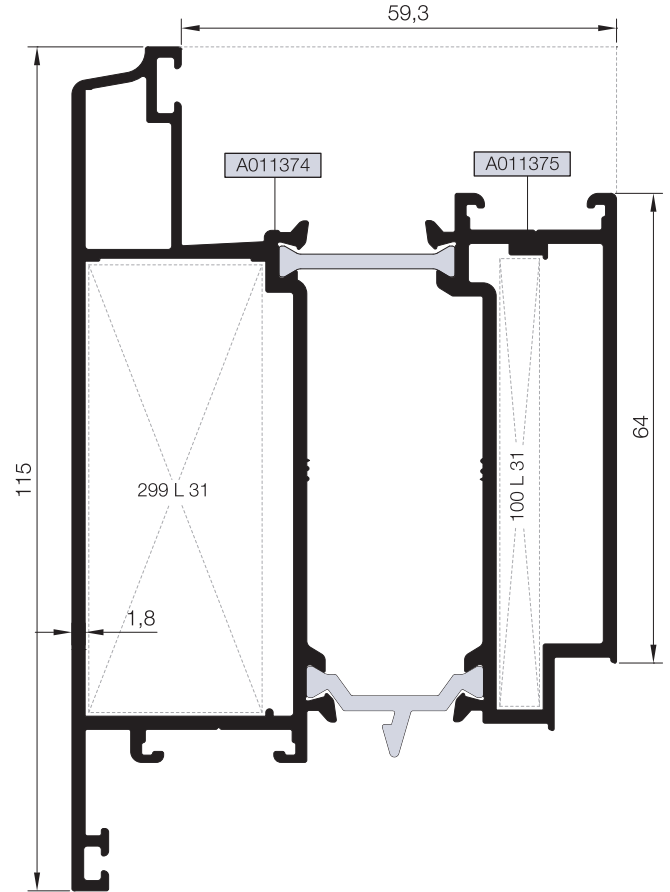
AT64V10



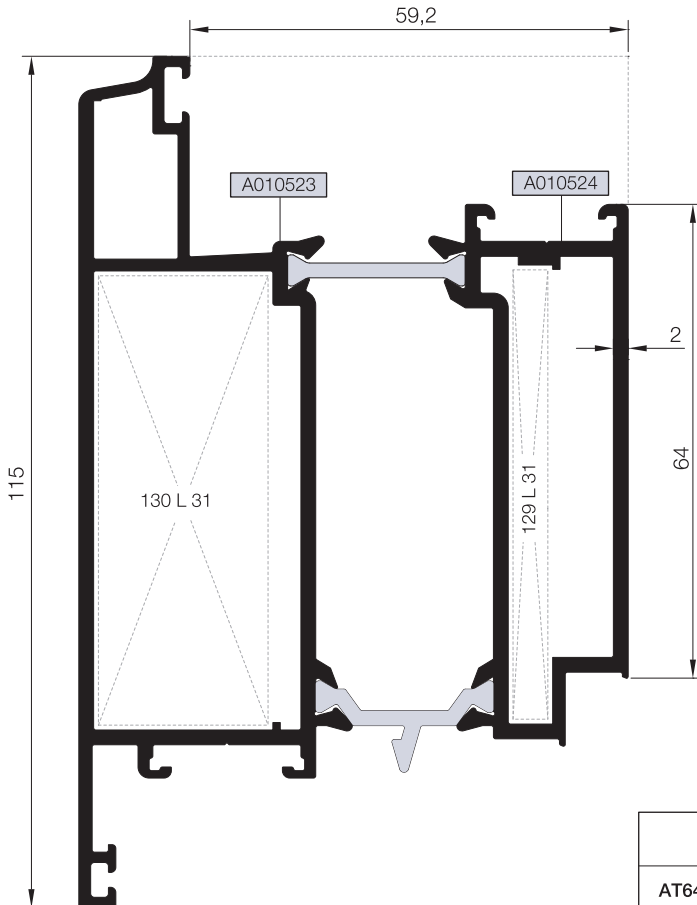
Nr		L m	KESİM ÖLÇÜSÜ CUTTING SIZE	AKS. KODU ACS. CODE
AT64V24	A011770	25 L 52 (A010888)	28,1 mm	126 L 52
	A011771	25 L 03 (A002021)	14,1 mm	125 L 03
AT64V04	A010522	25 L 25 (A010539)	27,7 mm	108 L 25
	A010521	25 L 30 (A010544)	5,7 mm	129 L 30
AT64V10	A010777	25 L 25 (A010539)	27,7 mm	108 L 25
	A010521	25 L 30 (A010544)	5,7 mm	129 L 30

KOD / CODE	AĞIRLIK (kg/m) / WEIGHT	Jxx cm ⁴	Jyy cm ⁴	L m	
AT64V19	2,625	47,828	78,784	6	
AT64V06	2,827	52,060	84,431	6	

AT64V19



AT64V06



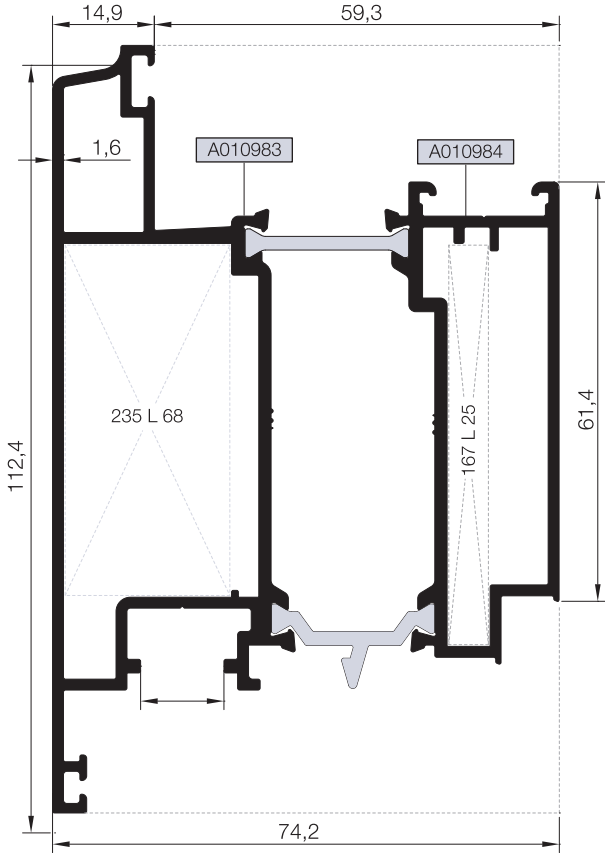
Nr		L m	KESİM ÖLÇÜSÜ CUTTING SIZE	AKS. KODU ACS. CODE
AT64V19	A011375	25 L 31 (A010545)	6,0 mm	100 L 31
	A011374	25 L 31 (A010545)	24,2 mm	299 L 31
AT64V06	A010523	25 L 31 (A010545)	23,9 mm	130 L 31
	A010524	25 L 31 (A010545)	5,7 mm	129 L 31

KANAT VE ADAPTÖR PROFİLLERİ (PVC AKSESUAR UYGUN - 9 AKS)
VENT AND ADAPTER PROFILES (FOR PVC ACCESSORY - 9 AXLE)

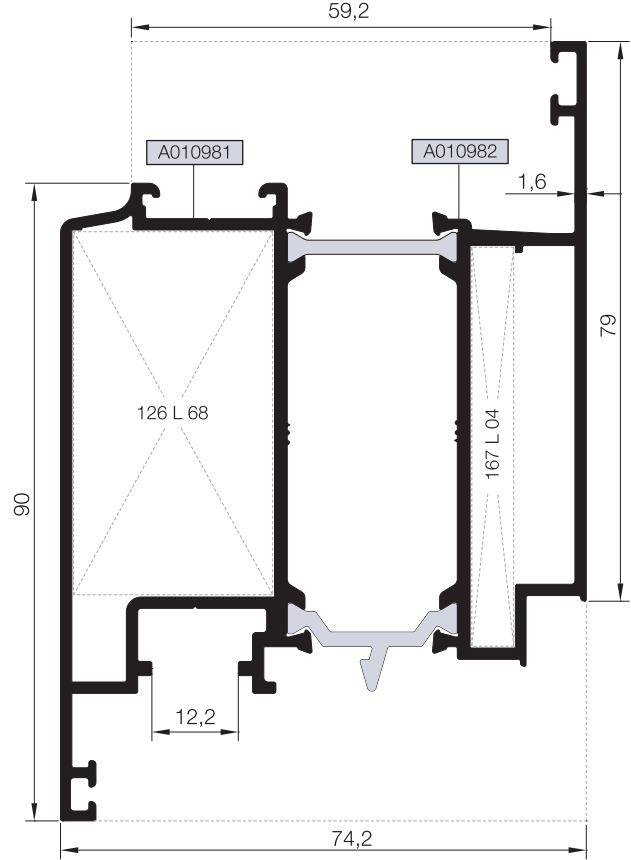
RWT64

KOD / CODE	AĞIRLIK (kg/m) / WEIGHT	Jxx cm4	Jyy cm4	L m	
AT64V13	1,746	30,000	16,364	6	
AT64V14	2,309	41,495	56,615	6	
AT64V15	2,551	44,277	71,818	6	
AT64V22	1,286	17,918	8,231	6	

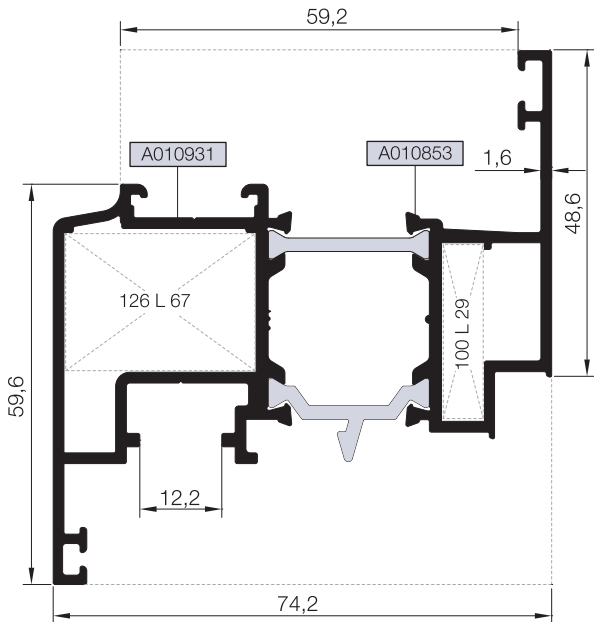
AT64V15



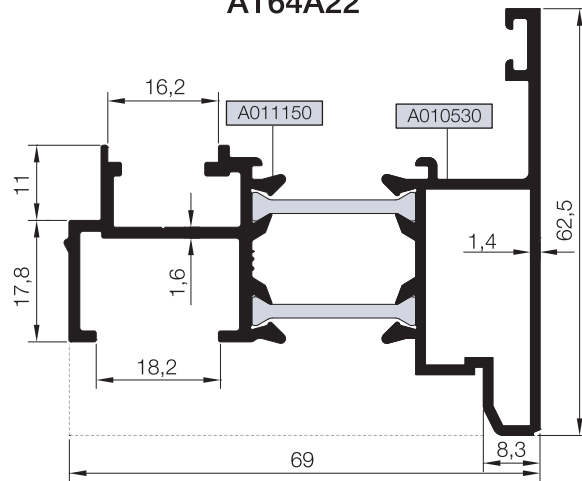
AT64V14



AT64V13



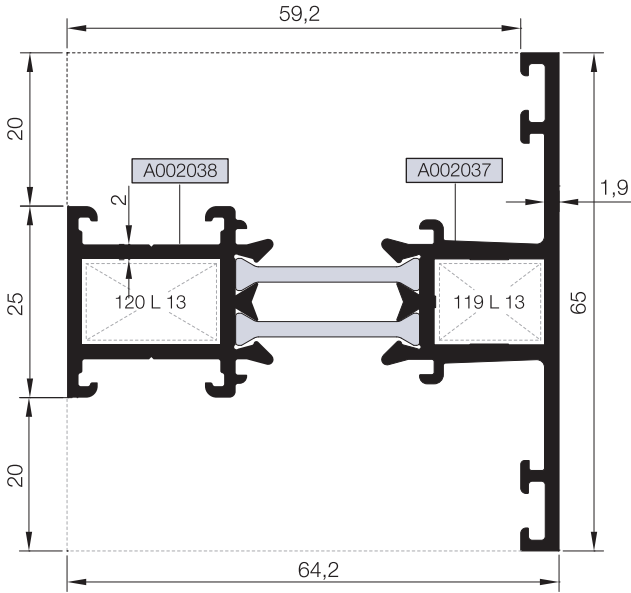
AT64A22



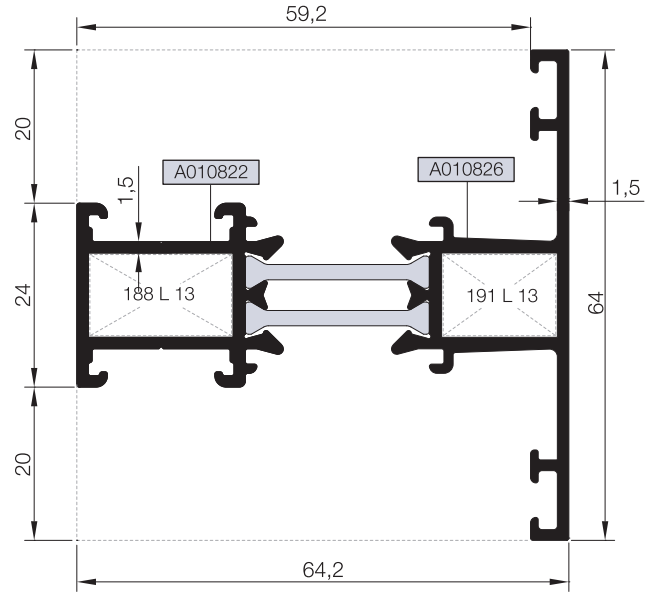
Nr		L m	KESİM ÖLÇÜSÜ CUTTING SIZE	AKS. KODU ACS. CODE
AT64V13	A010931	25 L 67 (A011006)	28,1 mm	126 L 67
	A010853	25 L 29 (A010543)	6,0 mm	100 L 29
AT64V14	A010981	25 L 68 (A011005)	28,1 mm	126 L 68
	A010982	25 L 04 (A002211)	5,8 mm	167 L 04
AT64V15	A010984	25 L 25 (A010539)	5,8 mm	167 L 25
	A010983	25 L 68 (A011005)	24,3 mm	235 L 68

KOD / CODE	AĞIRLIK (kg/m) / WEIGHT	Jxx cm ⁴	Jyy cm ⁴	L m	
AT64M01	1,466	19,858	7,759	6	
AT64M12	1,251	16,532	6,573	6	
AT64M09	1,877	26,834	18,387	6	

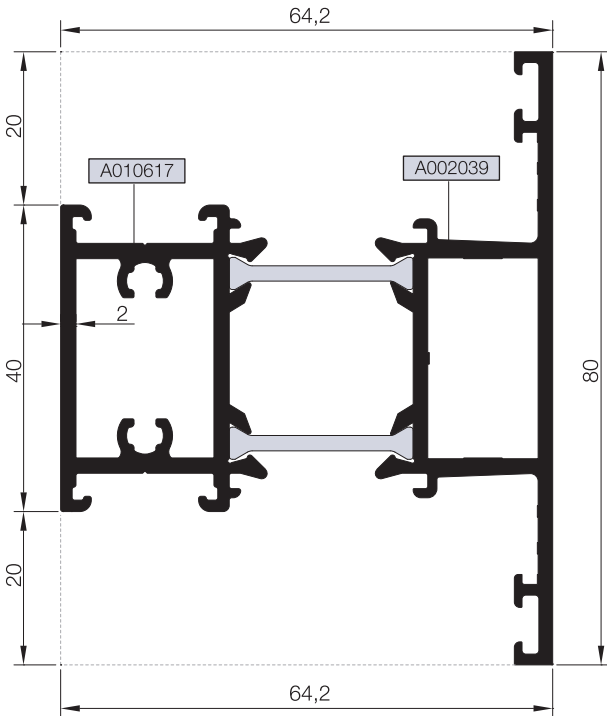
AT64M01



AT64M12



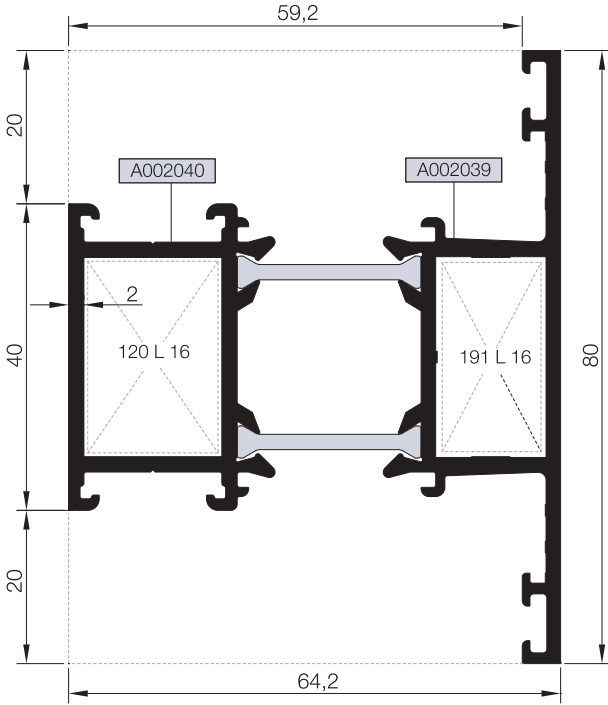
AT64M09



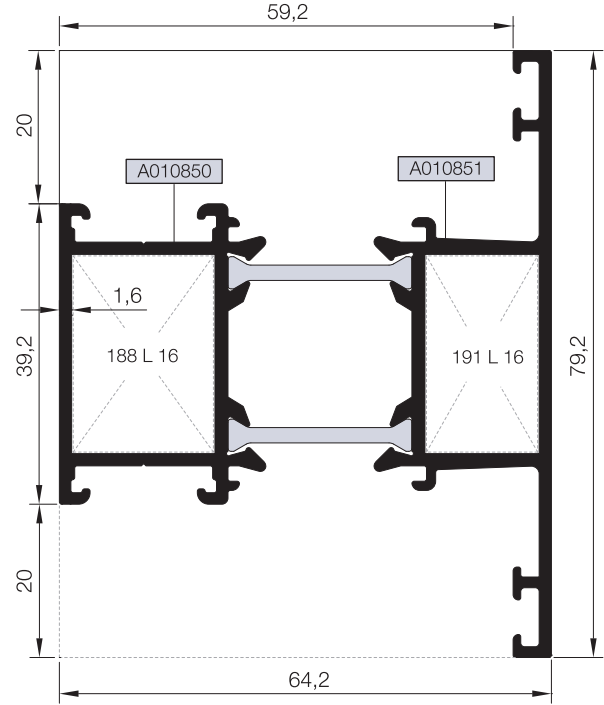
Nr		L m	KESİM ÖLÇÜSÜ CUTTING SIZE	AKS. KODU ACS. CODE
AT64M01 (Kasa ve orta kayıt içinde kullanılır)	A002037	25 J 03 (A010566)	10,5 mm	102 J 03
	A002038	25 J 04 (A010567)	10,5 mm	102 J 04
AT64M01 (Dışa açılım kanatlar içinde kullanılır)	A002037	25 J 08 (A010653)	10,5 mm	102 J 08
	A002038	25 J 04 (A010567)	10,5 mm	102 J 04
AT64M01 İçe açılım kanatlar içinde kullanılır)	A002037	25 J 05 (A011007)	10,5 mm	102 J 05
	A002038	25 J 04 (A010567)	10,5 mm	102 J 04
AT64M12 (Kasa ve orta kayıt içinde kullanılır)	A010822	25 J 03 (A010566)	10,7 mm	103 J 03
	A010826	25 J 04 (A010567)	10,7 mm	102 J 04
Nr		L m	KESİM ÖLÇÜSÜ CUTTING SIZE	AKS. KODU ACS. CODE
AT64M01	A002037	25 L 13 (A002058)	13,9 mm	119 L 13
	A002038	25 L 13 (A002058)	17,7 mm	120 L 13
AT64M12	A010822	25 L 13 (A002058)	18,4 mm	188 L 13
	A010826	25 L 13 (A002058)	14,7 mm	191 L 13

KOD / CODE	AĞIRLIK (kg/m) / WEIGHT	Jxx cm ⁴	Jyy cm ⁴	L m	
AT64M02	1,783	25,170	17,981	6	
AT64M03	2,241	32,456	43,010	6	
AT64M13	1,601	21,704	15,833	6	

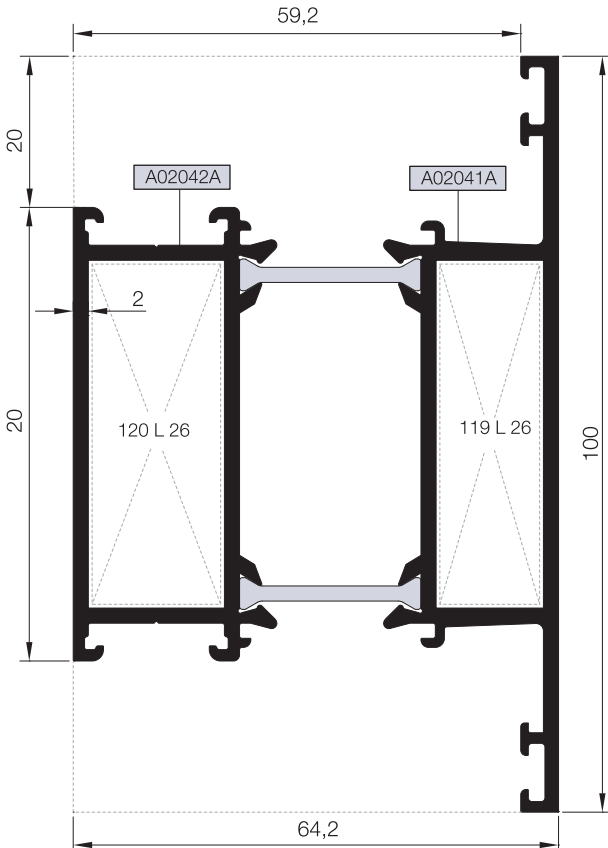
AT64M02





AT64M13



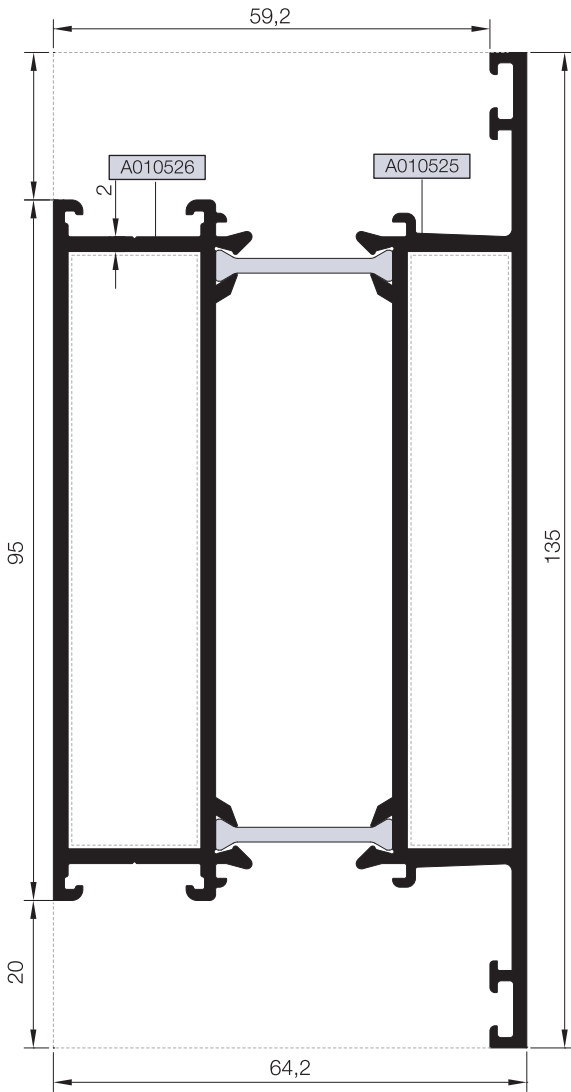
AT64M03



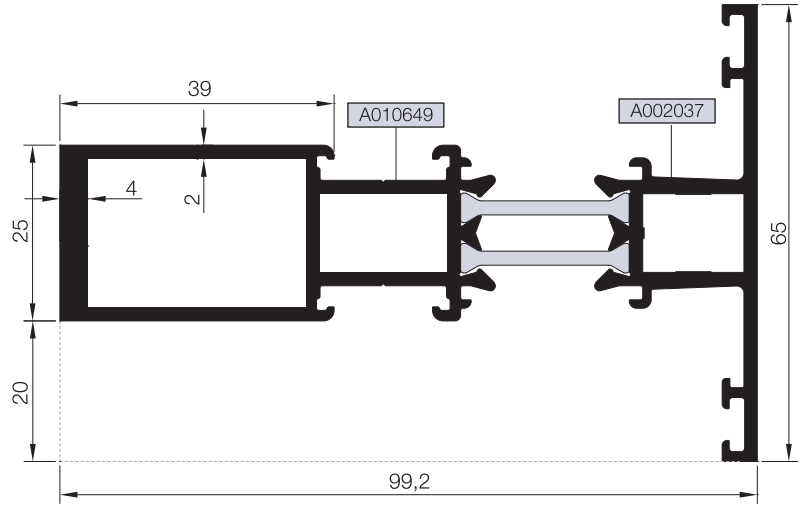
Nr	 L m	KESİM ÖLÇÜSÜ CUTTING SIZE	AKS. KODU ACS. CODE
AT64M02 (Kasa ve orta kayıt içinde kullanılır)	A002039 25 J 03 (A010566)	25,5 mm	135 J 03
	A002040 25 J 04 (A010567)	25,5 mm	135 J 04
AT64M02 (Dışa açılm kanatlar içinde kullanılır)	A002039 25 J 08 (A010653)	25,5 mm	135 J 08
	A002040 25 J 04 (A010567)	25,5 mm	135 J 04
AT64M02 (İçe açılm kanatlar içinde kullanılır)	A002039 25 J 05 (A011007)	25,5 mm	135 J 05
	A002040 25 J 04 (A010567)	25,5 mm	135 J 04
AT64M03 (Kasa ve orta kayıt içinde kullanılır)	A02041A 25 J 03 (A010566)	45,5 mm	136 J 03
	A02042A 25 J 04 (A010567)	45,5 mm	136 J 04
AT64M03 (Dışa açılm kanatlar içinde kullanılır)	A02041A 25 J 08 (A010653)	45,5 mm	136 J 08
	A02042A 25 J 04 (A010567)	45,5 mm	136 J 04
AT64M03 (İçe açılm kanatlar içinde kullanılır)	A02041A 25 J 05 (A011007)	45,5 mm	136 J 05
	A02042A 25 J 04 (A010567)	45,5 mm	136 J 04
AT64M13 (Kasa ve orta kayıt içinde kullanılır)	A010851 25 J 03 (A010566)	25,5 mm	135 J 03
	A010850 25 J 04 (A010567)	25,5 mm	135 J 04
AT64M13 (İçe açılm kanatlar içinde kullanılır)	A010851 25 J 05 (A011007)	25,5 mm	135 J 05
	A010850 25 J 04 (A010567)	25,5 mm	135 J 04
Nr	 L m	KESİM ÖLÇÜSÜ CUTTING SIZE	AKS. KODU ACS. CODE
AT64M02	A002039 25 L 16 (A002061)	13,9 mm	119 L 16
	A002040 25 L 16 (A002061)	17,7 mm	120 L 16
AT64M03	A02041A 25 L 26 (A010540)	13,9 mm	119 L 26
	A02042A 25 L 26 (A010540)	17,7 mm	120 L 26
AT64M13	A010850 25 L 16 (A002061)	18,4 mm	188 L 16
	A010851 25 L 16 (A002061)	14,7 mm	191 L 16



KOD / CODE	AĞIRLIK (kg/m) / WEIGHT	Jxx cm ⁴	Jyy cm ⁴	L m	
AT64M04	2,998	44,578	126,088	6	
AT64M10	2,073	65,118	9,925	6	

AT64M04



AT64M10



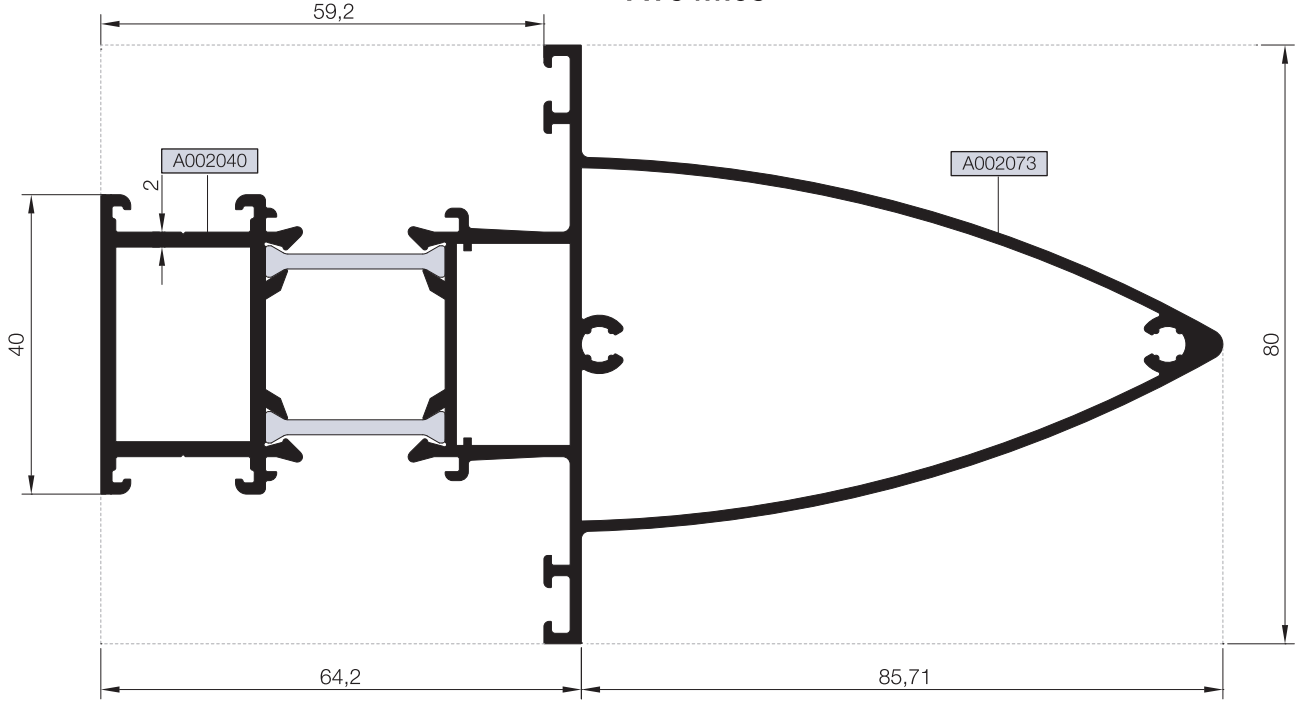
Nr		 L m	KESİM ÖLÇÜSÜ CUTTING SIZE	 AKS. KODU ACS. CODE
AT64M04 (Kasa ve orta kayıt içinde kullanılırsa)	A010525	25 J 03 (A010566)	80,5 mm	137 J 03
	A010526	25 J 04 (A010567)	80,5 mm	137 J 04
AT64M04 (Dışa açılmı kanatlar içinde kullanılırsa)	A010525	25 J 08 (A010653)	80,5 mm	137 J 08
	A010526	25 J 04 (A010567)	80,5 mm	137 J 04
AT64M04 (İçe açılmı kanatlar içinde kullanılırsa)	A010525	25 J 05 (A011007)	80,5 mm	137 J 05
	A010526	25 J 04 (A010567)	80,5 mm	137 J 04
AT64M10 (Kasa ve orta kayıt içinde kullanılırsa)	A002037	25 J 03 (A010566)	10,5 mm	102 J 03
	A010649	25 J 04 (A010567)	10,5 mm	102 J 04

TAKVİYELİ ORTA KAYIT PROFİLLERİ
MULLION PROFILES

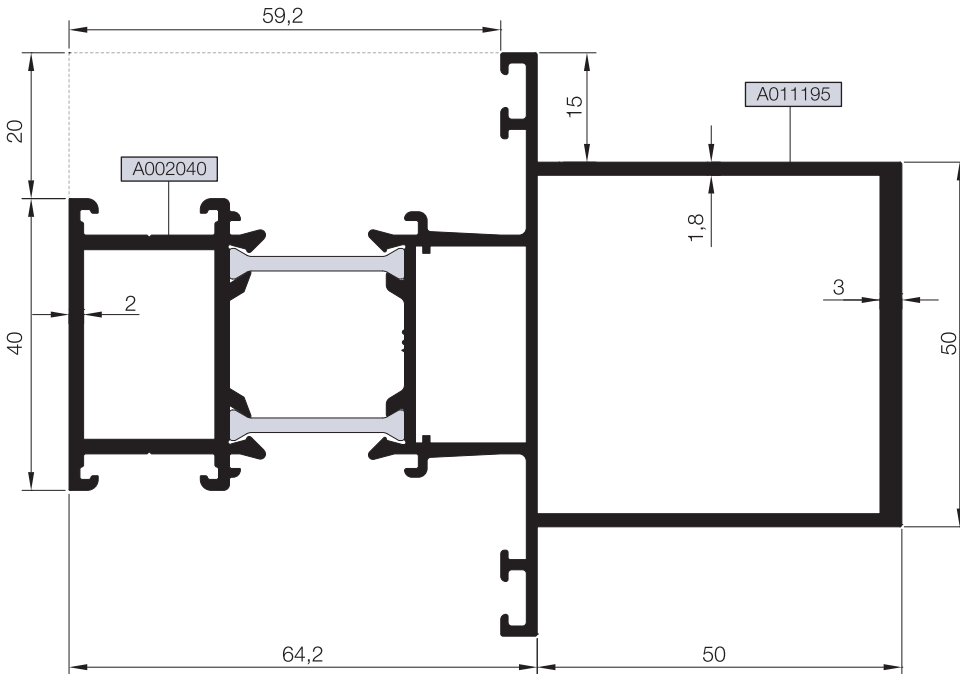
RWT64



KOD / CODE	AĞIRLIK (kg/m) / WEIGHT	Jxx cm4	Jyy cm4	L m	
AT64M05	2,447	117,888	24,140	6	
AT64M18	2,509	92,687	29,330	6	

AT64M05



AT64M18



Nr		 L m	KESİM ÖLÇÜSÜ CUTTING SIZE	 AKS. KODU ACS. CODE
AT64M05 (Kasa ve orta kayıt içinde kullanılırsa)	A002073	25 J 03 (A010566)	25,5 mm	135 J 03
	A002040	25 J 04 (A010567)	25,5 mm	135 J 04
AT64M18 (Kasa ve orta kayıt içinde kullanılırsa)	A011195	25 J 03 (A010566)	25,5 mm	135 J 03
	A002040	25 J 04 (A010567)	25,5 mm	135 J 04

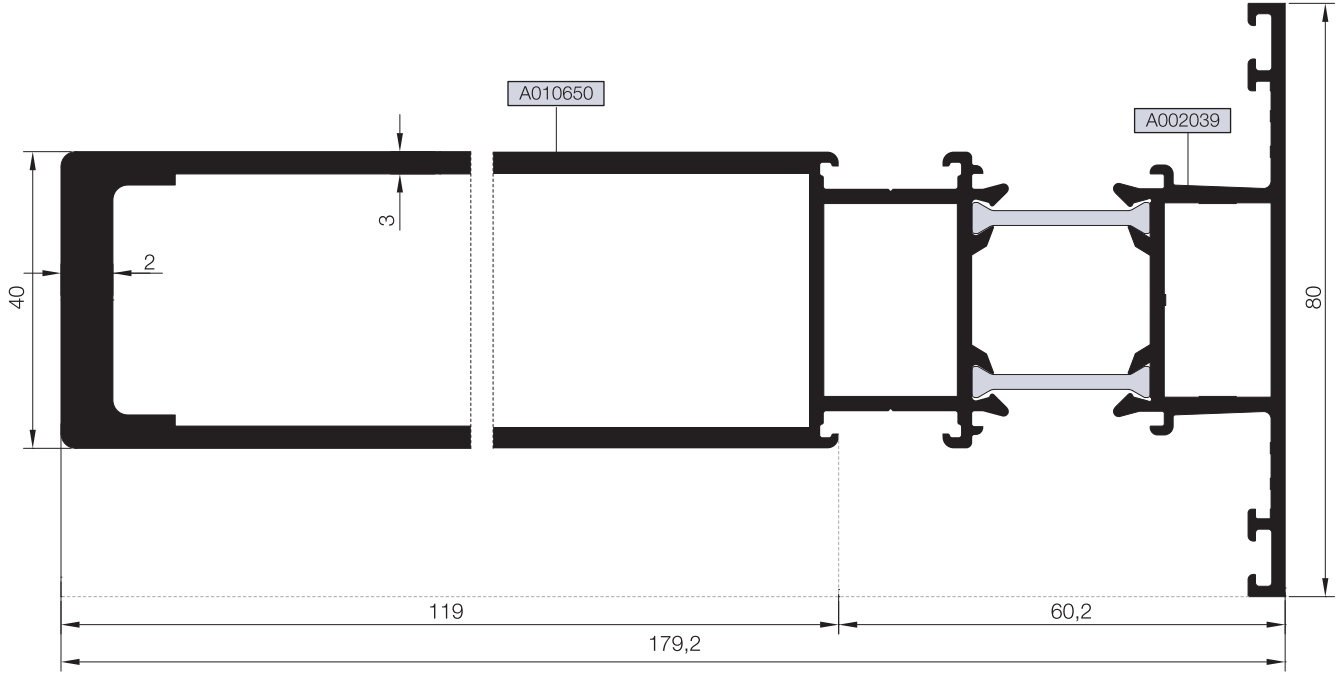
TAKVİYELİ ORTA KAYIT PROFİLLERİ

MULLION PROFILES

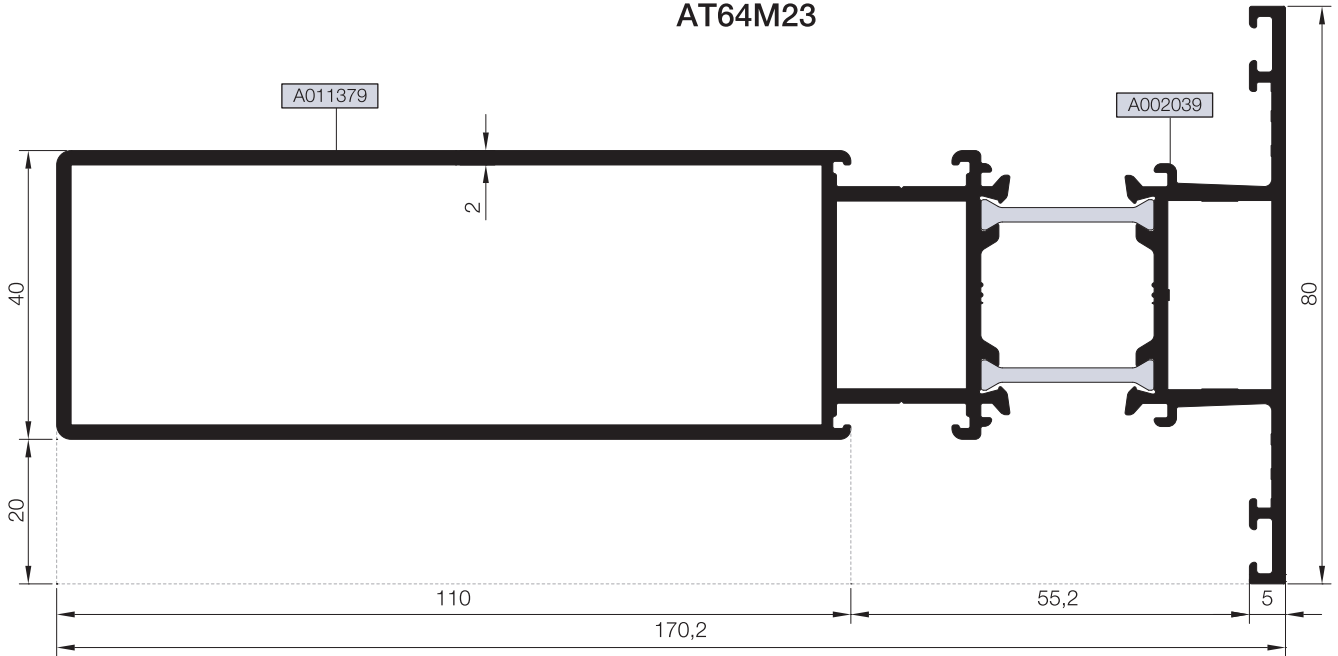
RWT64



KOD / CODE	AĞIRLIK (kg/m) / WEIGHT	Jxx cm ⁴	Jyy cm ⁴	L m	
AT64M11	4,366	455,957	44,590	6	
AT64M23	3,131	261,231	33,986	6	

AT64M11



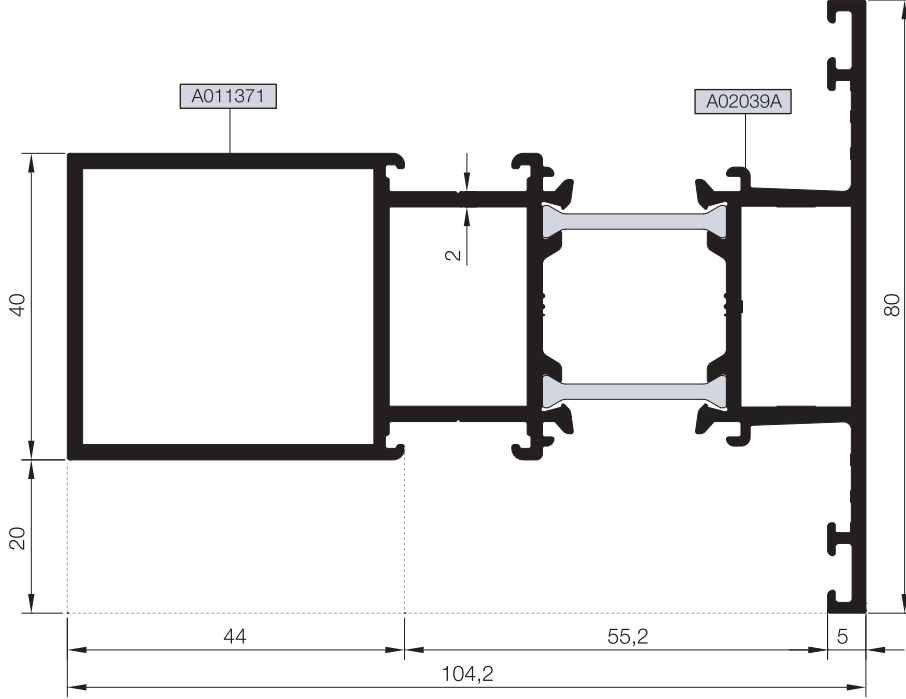
AT64M23



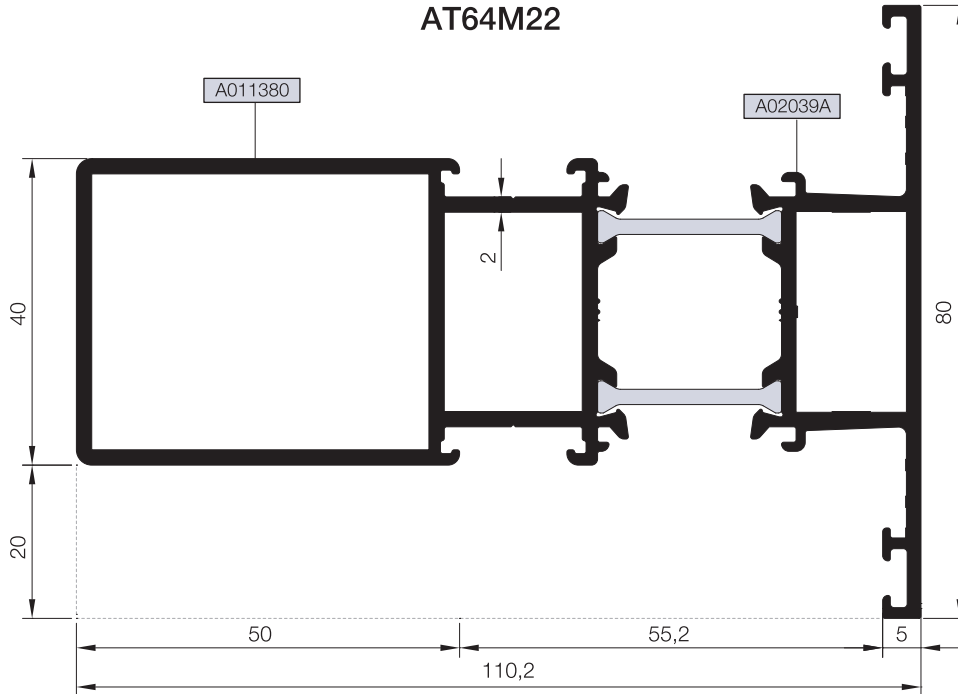
Nr		 L m	KESİM ÖLÇÜSÜ CUTTING SIZE	 AKS. KODU ACS. CODE
AT64M11 (Kasa ve orta kayıt içinde kullanırsa)	A002039	25 J 03 (A010566)	25,5 mm	135 J 03
	A010650	25 J 04 (A010567)	25,5 mm	135 J 04
AT64M23 (Kasa ve orta kayıt içinde kullanırsa)	A011379	25 J 04 (A010567)	25,6 mm	276 J 04
	A002039	25 J 03 (A010566)	25,6 mm	276 J 03



KOD / CODE	AĞIRLIK (kg/m) / WEIGHT	Jxx cm ⁴	Jyy cm ⁴	L m	
AT64M20	2,420	77,837	24,511	6	
AT64M22	2,472	88,072	25,314	6	

AT64M20



AT64M22



Nr		 L m	KESİM ÖLÇÜSÜ CUTTING SIZE	 AKS. KODU ACS. CODE
AT64M20 (Kasa ve orta kayıt içinde kullanılırsa)	A011371	25 J 04 (A010567)	25,6 mm	276 J 04
	A002039	25 J 03 (A010566)	25,6 mm	276 J 03
AT64M22 (Kasa ve orta kayıt içinde kullanılırsa)	A011380	25 J 04 (A010567)	25,6 mm	276 J 04
	A002039	25 J 03 (A010566)	25,6 mm	276 J 03

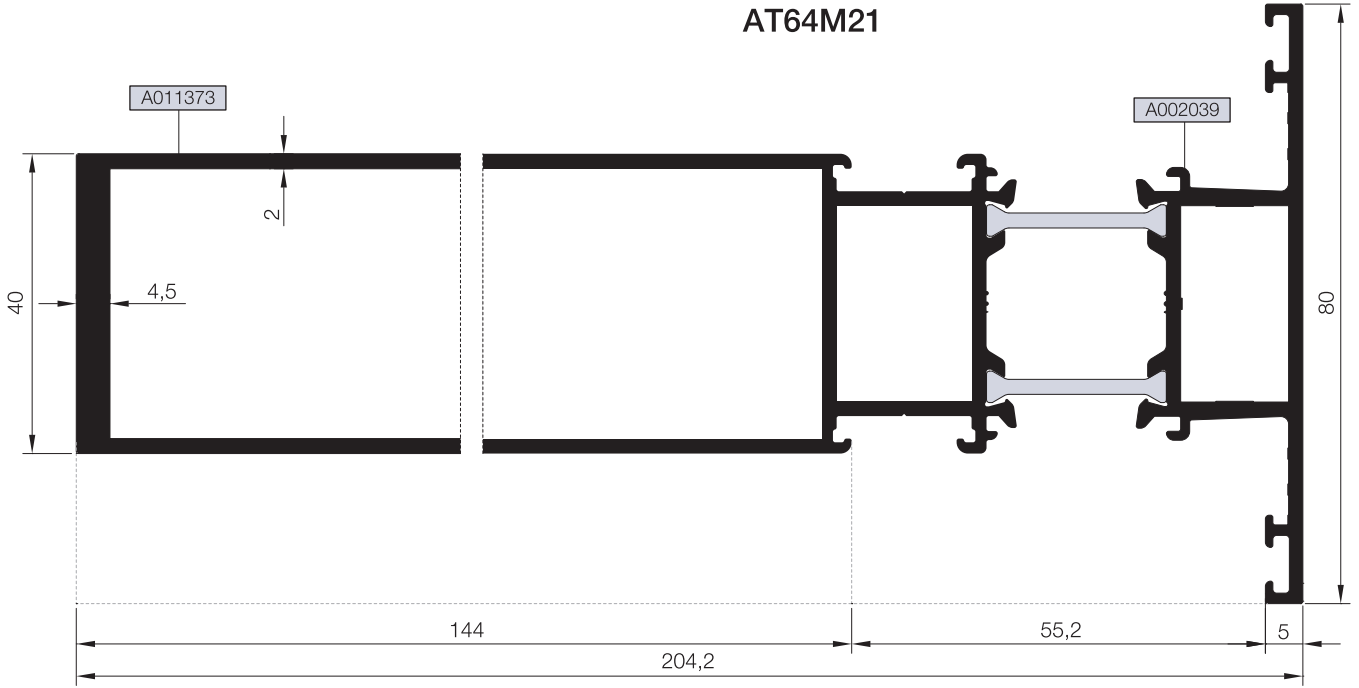
TAKVİYELİ ORTA KAYIT PROFİLLERİ

MULLION PROFILES

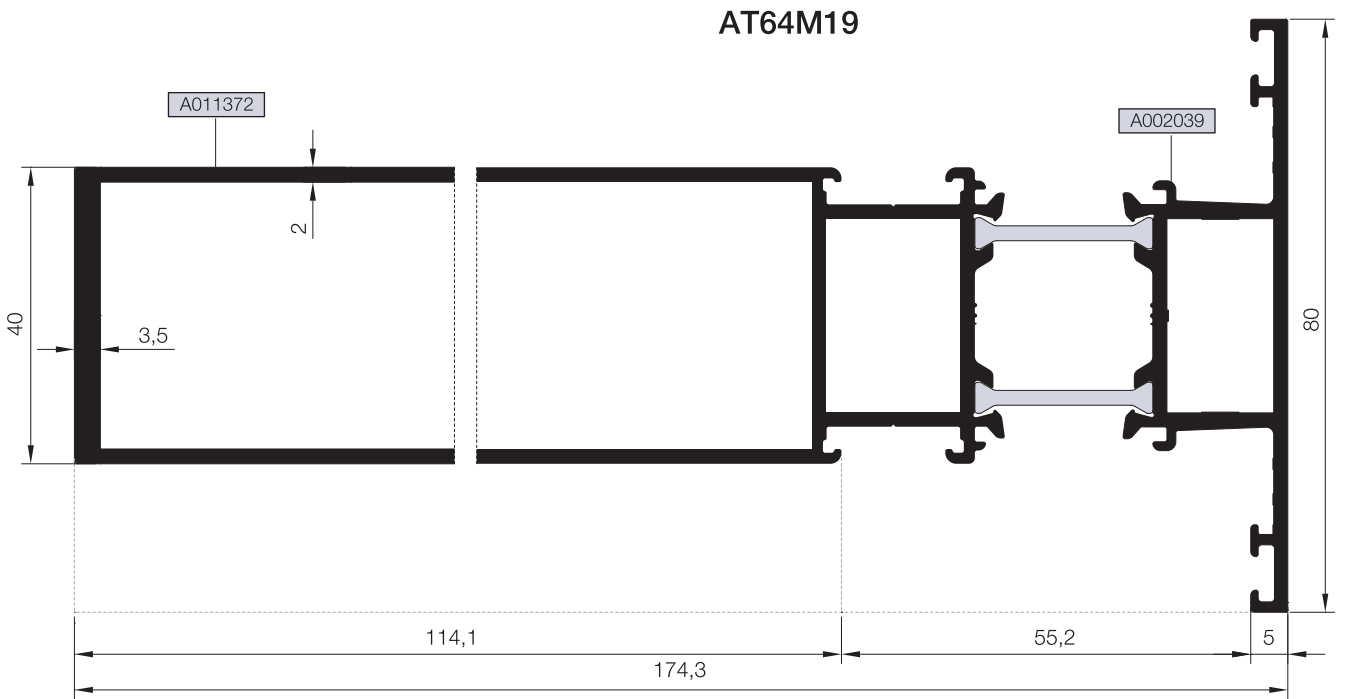
RWT64

KOD / CODE	AĞIRLIK (kg/m) / WEIGHT	Jxx cm ⁴	Jyy cm ⁴	L m	
AT64M21	3,748	507,286	39,936	6	
AT64M19	3,327	316,760	38,060	6	

AT64M21



AT64M19



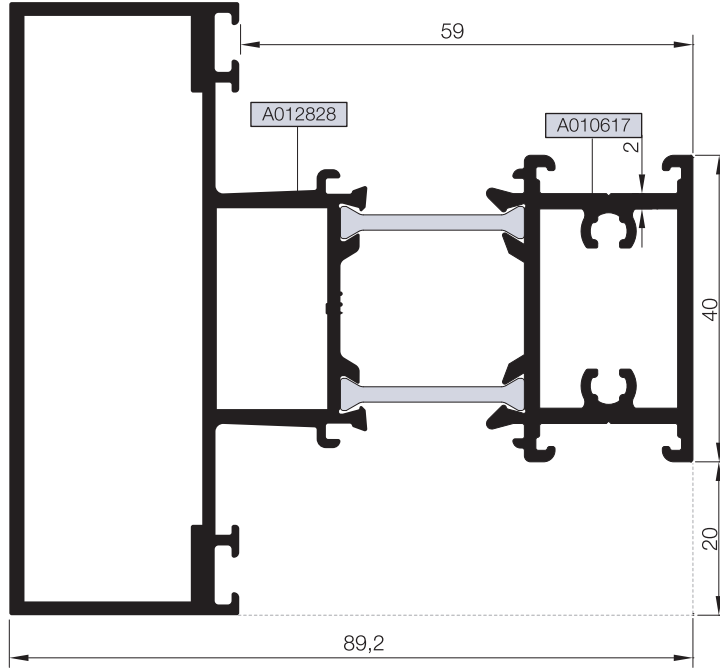
Nr		L m	KESİM ÖLÇÜSÜ CUTTING SIZE	AKS. KODU ACS. CODE
AT64M21 (Kasa ve orta kayıt içinde kullanırsa)	A011373	25 J 04 (A010567)	25,6 mm	276 J 04
	A002039	25 J 03 (A010566)	25,6 mm	276 J 03
AT64M19 (Kasa ve orta kayıt içinde kullanırsa)	A011372	25 J 04 (A010567)	25,6 mm	276 J 04
	A002039	25 J 03 (A010566)	25,6 mm	276 J 03

TAKVİYELİ ORTA KAYIT PROFİLLERİ
MULLION PROFILES

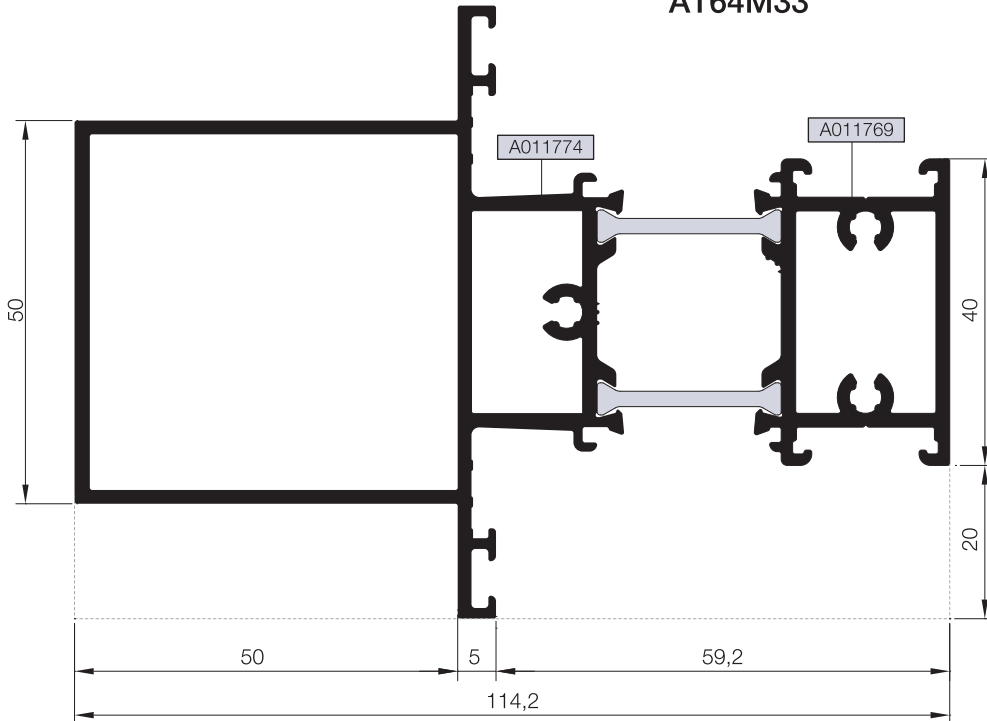
RWT64



KOD / CODE	AĞIRLIK (kg/m) / WEIGHT	Jxx cm ⁴	Jyy cm ⁴	L m	
AT64M26	2,583	59,729	43,395	6	
AT64M33	2,615	88,613	31,409	6	

AT64M26



AT64M33



Nr		 L. m	KESİM ÖLÇÜSÜ CUTTING SIZE	 AKS. KODU ACS. CODE
AT64M26	A010617	----	----	----
(Kasa ve orta kayıt içinde kullanırsa)	A012828	25 J 03 (A010566)	25,6 mm	276 J 03

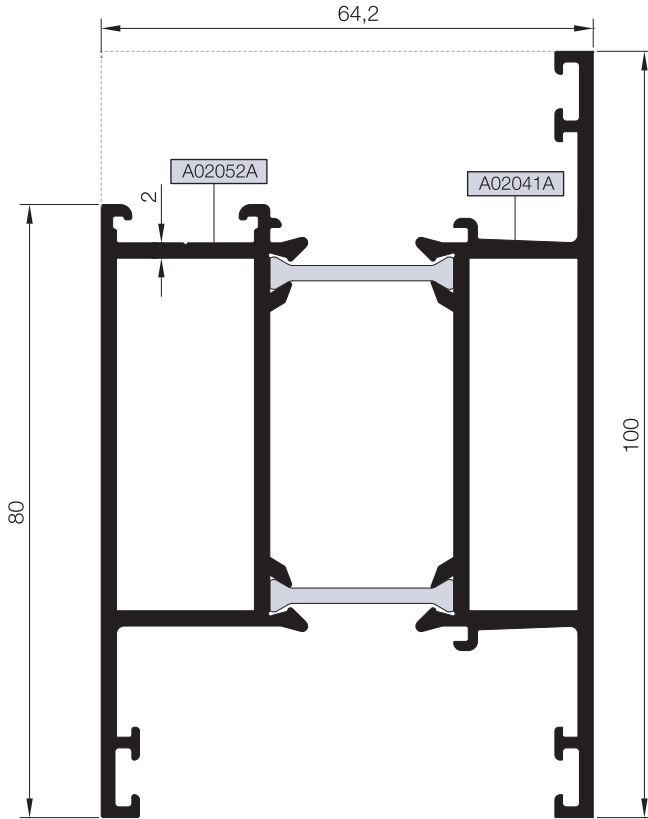
ETEK VE EŐİK PROFİLLERİ

KICK PLATE AND THRESHOLD PROFILES

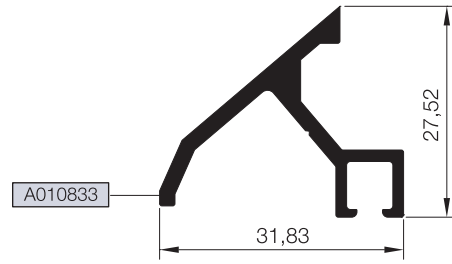
RWT64

KOD / CODE	AĐIRLIK (kg/m) / WEIGHT	Jxx cm ⁴	Jyy cm ⁴	L m	
AT64K01	2,337	36,462	50,167	6	
AT64K04	1,085	---	---	6	
T64 A 19	0,381	---	---	6	

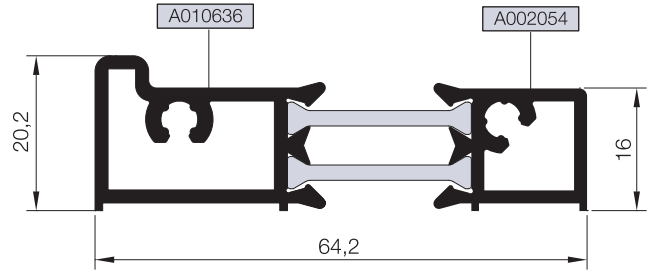
AT64K01



T64 A 19



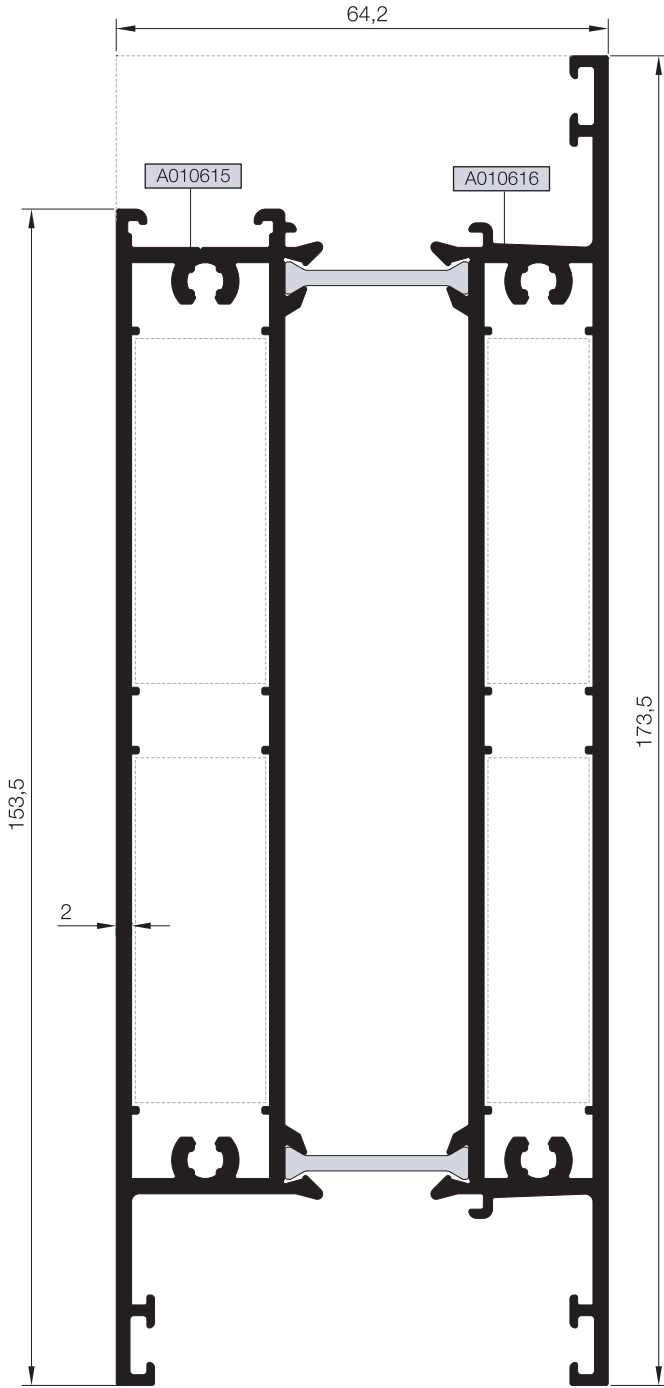
AT64K04



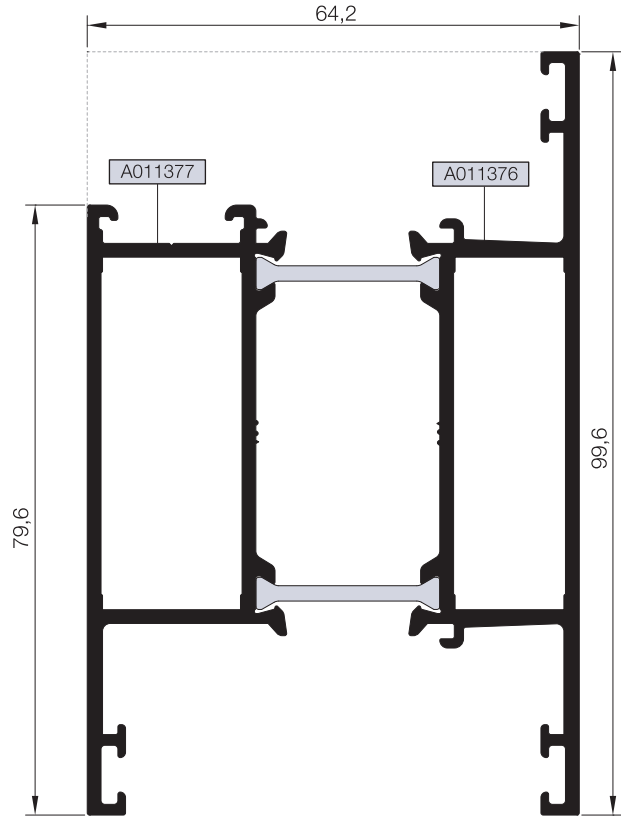
Nr		L m	KESİM ÖLÇÜSÜ CUTTING SIZE	AKS. KODU ACS. CODE
AT64K01 (Kasa ve orta kayıt içinde kullanırsa)	A02041A	25 J 03 (A010566)	45,5 mm	136 J 03
	A02052A	25 J 04 (A010567)	45,5 mm	136 J 04
AT64K01 (Dışa açılm konstatlar içinde kullanırsa)	A02041A	25 J 08 (A010653)	45,5 mm	136 J 08
	A02052A	25 J 04 (A010567)	45,5 mm	136 J 04
AT64K01 (İçe açılm konstatlar içinde kullanırsa)	A002037	25 J 05 (A011007)	45,5 mm	136 J 05
	A002052	25 J 04 (A010567)	45,5 mm	136 J 04

KOD / CODE	AĞIRLIK (kg/m) / WEIGHT	Jxx cm4	Jyy cm4	L m	
AT64K05	4,245	6,588	351,835	6	
AT64K06	2,220	34,421	47,998	6	

AT64K05

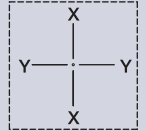


AT64K06

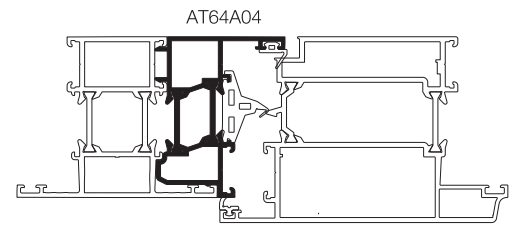
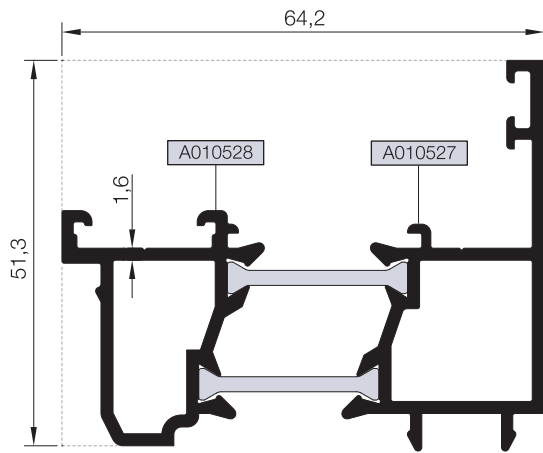


Nr		L m	KESİM ÖLÇÜSÜ CUTTING SIZE	AKS. KODU ACS. CODE
AT64K05 (Kasa ve orta kayıt içinde kullanılırsa)	A010616	25 J 03 (A010566)	45,5 mm	136 J 03
	A010615	25 J 04 (A010567)	45,5 mm	136 J 04
AT64K05 (Dışa açılım kanatlar içinde kullanılırsa)	A010616	25 J 08 (A010653)	45,5 mm	136 J 08
	A010615	25 J 04 (A010567)	45,5 mm	136 J 04
AT64K05 (İçe açılım kanatlar içinde kullanılırsa)	A010616	25 J 05 (A011007)	45,5 mm	136 J 05
	A010615	25 J 04 (A010567)	45,5 mm	136 J 04
AT64K06 (Kasa ve orta kayıt içinde kullanılırsa)	A011377	25 J 03 (A010566)	45,5 mm	136 J 03
	A011376	25 J 04 (A010567)	45,5 mm	136 J 04
AT64K06 (Dışa açılım kanatlar içinde kullanılırsa)	A011377	25 J 08 (A010653)	45,5 mm	136 J 08
	A011376	25 J 04 (A010567)	45,5 mm	136 J 04
AT64K06 (İçe açılım kanatlar içinde kullanılırsa)	A011377	25 J 05 (A011007)	45,5 mm	136 J 05
	A011376	25 J 04 (A010567)	45,5 mm	136 J 04

KOD / CODE	AĞIRLIK (kg/m) / WEIGHT	Jxx cm ⁴	Jyy cm ⁴	L m
AT64A04	1,255	---	---	6
AT64A05	1,366	---	---	6
AT64A20	1,316	---	---	6

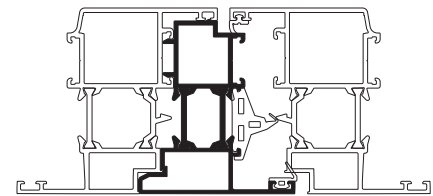
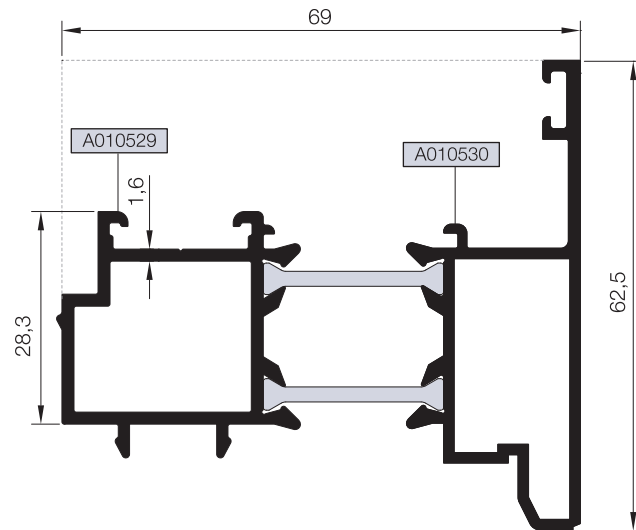


AT64A04



Ölçek/Scale: 1/3

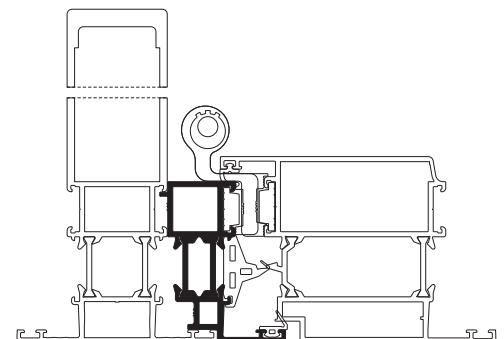
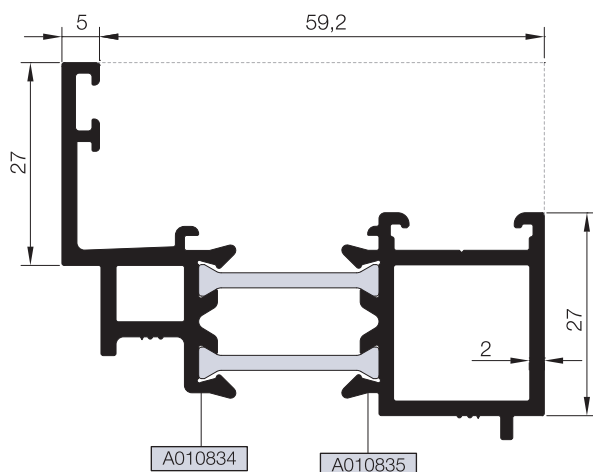
AT64A05



AT64A05

Ölçek/Scale: 1/3

AT64A20



AT64A20

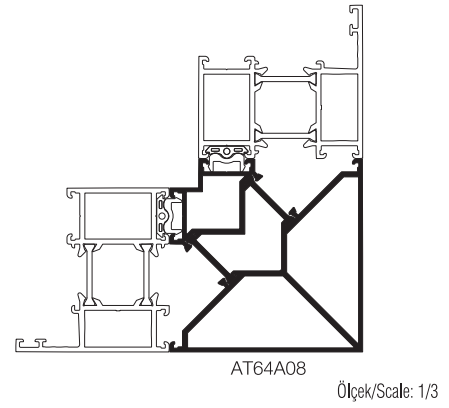
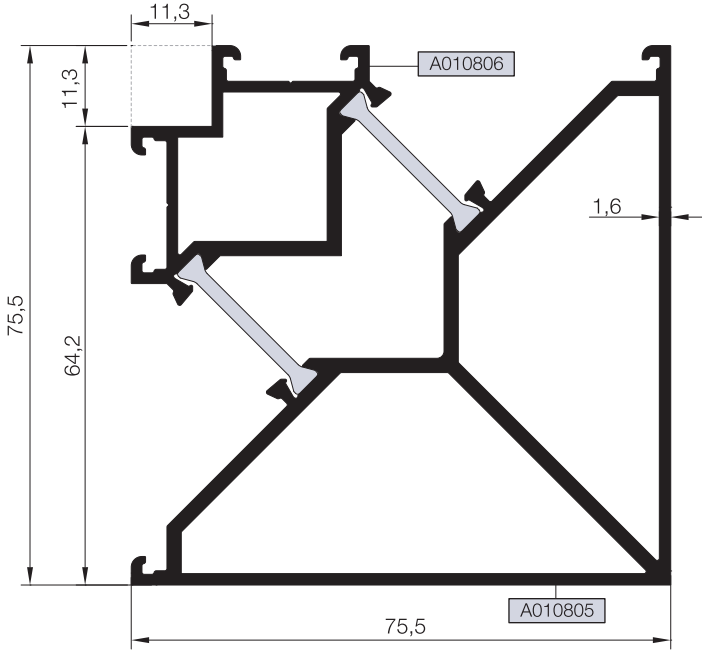
Ölçek/Scale: 1/3

ADAPTÖR PROFİLLERİ
ADAPTER PROFILES

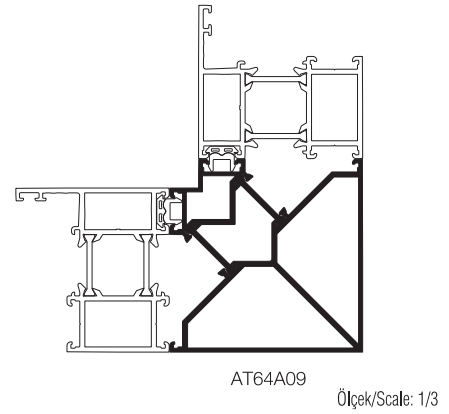
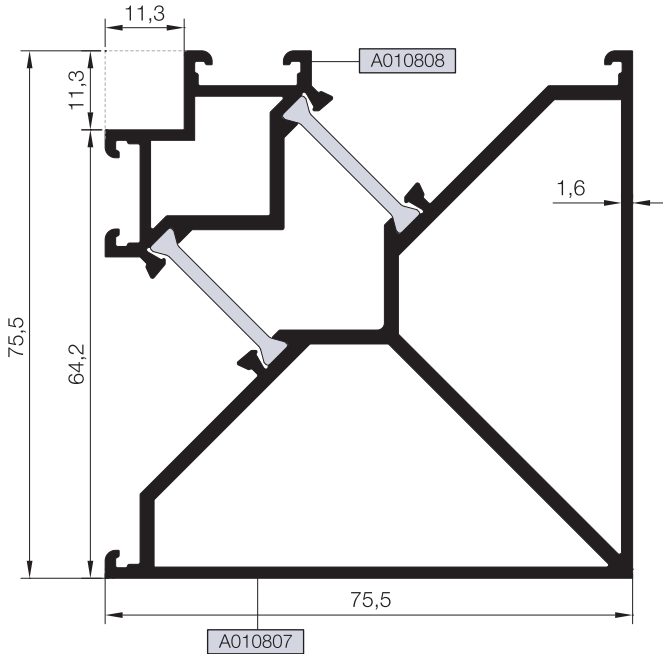
RWT64

KOD / CODE	AĞIRLIK (kg/m) / WEIGHT	Jxx cm ⁴	Jyy cm ⁴	L m	
AT64A08	2,331	36,271	36,271	6	
AT64A09	2,288	36,350	36,350	6	
T55 A 10	0,099	---	---	6	
T55 A 11	0,127	---	---	6	

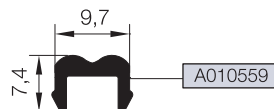
AT64A08



AT64A09



T55 A 10



T55 A 11

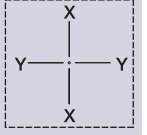


ADAPTÖR VE TİJ PROFİLLERİ

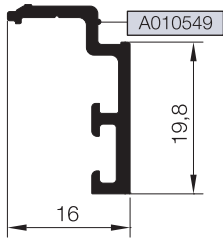
ADAPTER AND SLIDING ROD PROFILES

RWT64

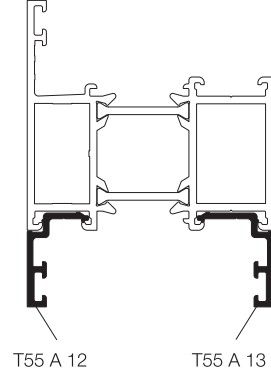
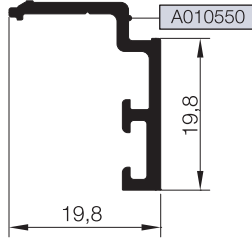
KOD / CODE	AĞIRLIK (kg/m) / WEIGHT	Jxx cm ⁴	Jyy cm ⁴	L m
T55 A 12	0,205	---	---	6
T55 A 13	0,220	---	---	6
25 P 01	0,185	---	---	6
25 I 04	0,153	---	---	6
25 I 07	0,143	---	---	6



T55 A 12



T55 A 13

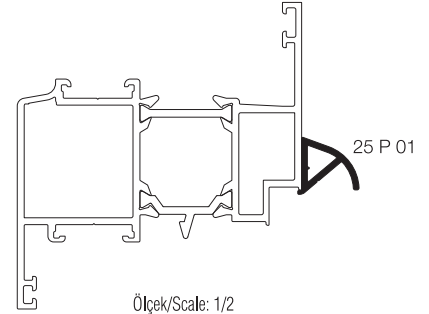
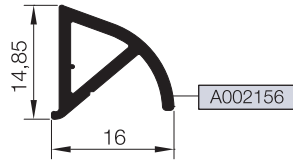


T55 A 12

T55 A 13

Ölçek/Scale: 1/2

25 P 01



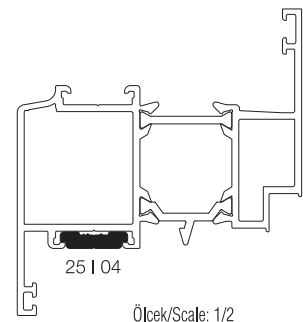
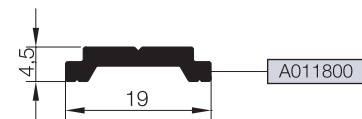
25 P 01

Ölçek/Scale: 1/2

25 I 04



25 I 07*

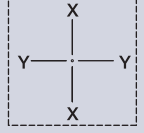


25 I 04

Ölçek/Scale: 1/2

*Giesse kol ve kilitleme aksesuarları sadece 25 I 07 tij profili ile kullanılmalıdır.
Giesse handle and locking accessories should be used with only 25 I 07 rod profile

KOD / CODE	AĞIRLIK (kg/m) / WEIGHT	L m	KOD / CODE	AĞIRLIK (kg/m) / WEIGHT	L m
25 G 21	0,196	6	25 G 09	0,229	6
25 G 28	0,218	6	25 G 12	0,270	6
25 G 11	0,224	6	25 G 13	0,278	6
25 G 10	0,225	6	25 G 14	0,280	6



01

02

03

04

05

06

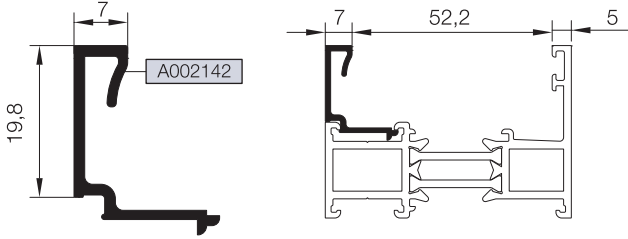
07

08

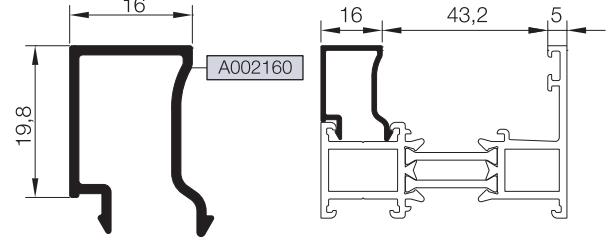
09

10

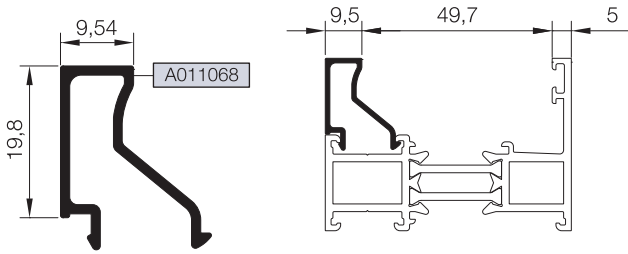
25 G 21



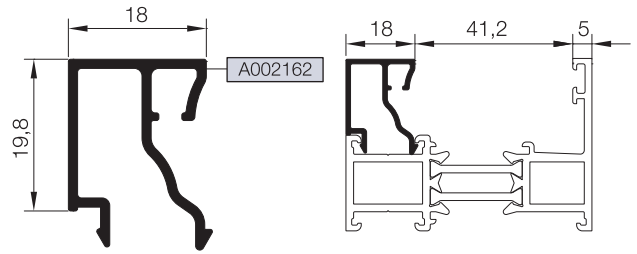
25 G 09



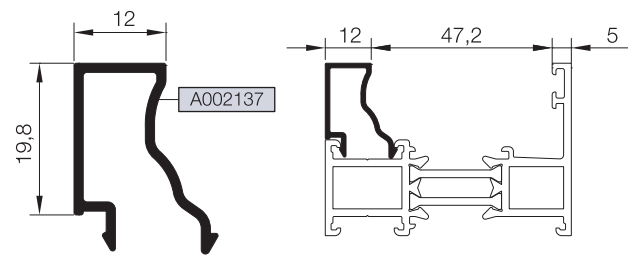
25 G 28



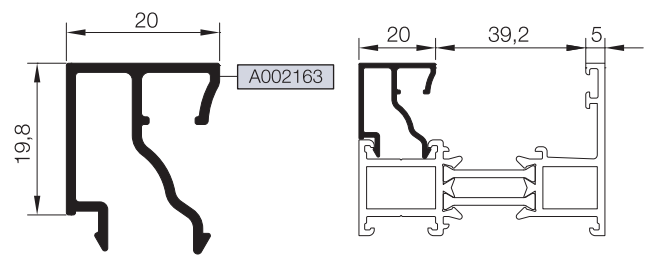
25 G 12



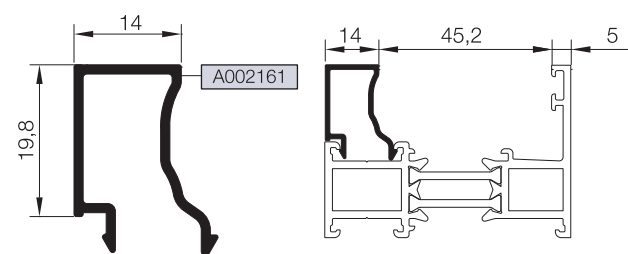
25 G 11



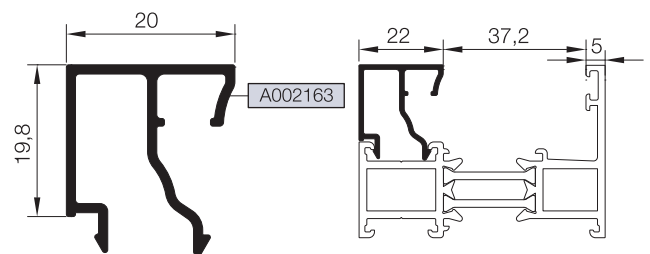
25 G 13



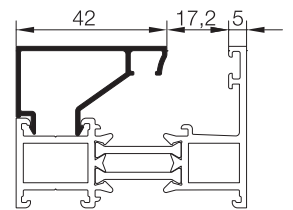
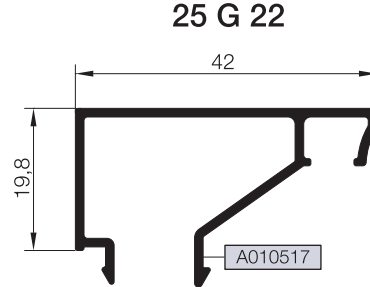
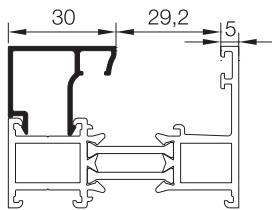
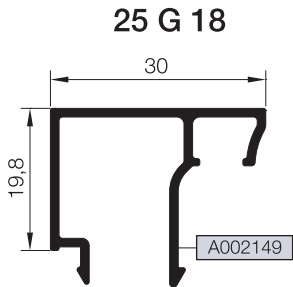
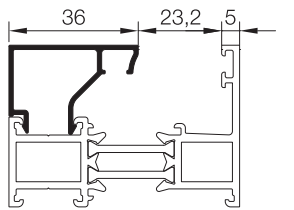
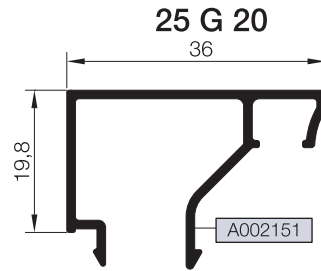
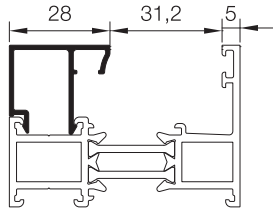
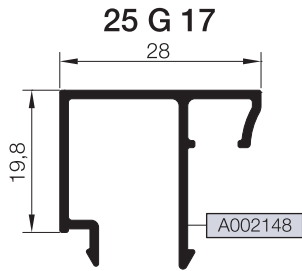
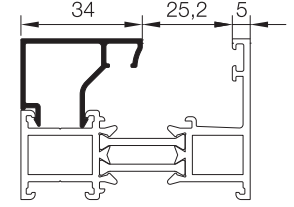
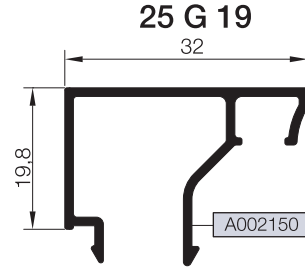
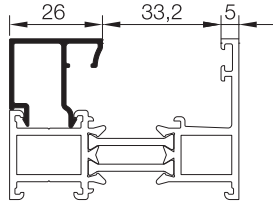
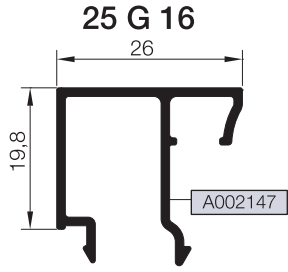
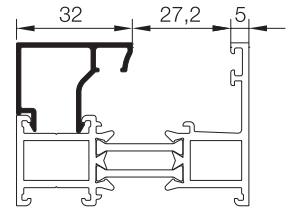
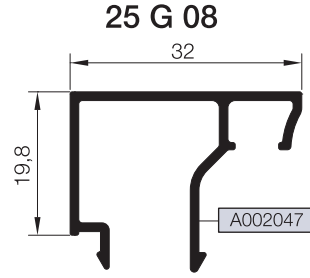
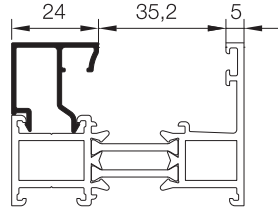
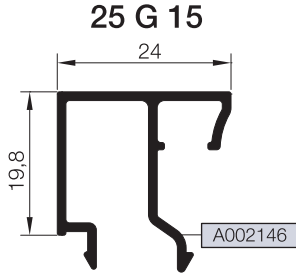
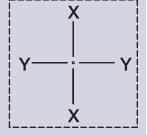
25 G 10



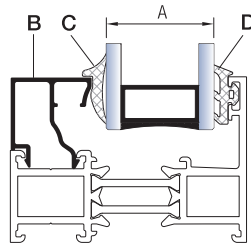
25 G 14



KOD / CODE	AĞIRLIK (kg/m) / WEIGHT	L m	KOD / CODE	AĞIRLIK (kg/m) / WEIGHT	L m
25 G 15	0,282	6	25 G 08	0,317	6
25 G 16	0,287	6	25 G 19	0,327	6
25 G 17	0,292	6	25 G 20	0,326	6
25 G 18	0,300	6	25 G 22	0,360	6



B CAM ÇİTASI GLAZING BEAD	C İÇ CAM FİTİLİ GLAZING GASKET	A CAM KALINLIĞI GLASS THICKNESS	D DIŞ CAM FİTİLİ GLAZING GASKET
25 G 22	01.17.04	9 mm	01.11.15
25 G 20	01.17.05	14 mm	01.11.15
25 G 20	01.17.04	15 mm	01.11.15
25 G 19	01.17.05	16 mm	01.11.15
25 G 19	01.17.04	17 mm	01.11.15
25 G 08	01.17.05	18 mm	01.11.15
25 G 08	01.17.04	19 mm	01.11.15
25 G 18	01.17.05	20 mm	01.11.15
25 G 18	01.17.04	21 mm	01.11.15
25 G 17	01.17.05	22 mm	01.11.15
25 G 17	01.17.04	23 mm	01.11.15
25 G 16	01.17.05	24 mm	01.11.15
25 G 16	01.17.04	25 mm	01.11.15
25 G 15	01.17.05	26 mm	01.11.15
25 G 15	01.17.04	27 mm	01.11.15
25 G 14	01.17.05	28 mm	01.11.15
25 G 14	01.17.04	29 mm	01.11.15
25 G 13	01.17.05	30 mm	01.11.15
25 G 13	01.17.04	31 mm	01.11.15
25 G 12	01.17.05	32 mm	01.11.15
25 G 12	01.17.04	33 mm	01.11.15
25 G 09	01.17.05	34 mm	01.11.15
25 G 09	01.17.04	35 mm	01.11.15
25 G 10	01.17.05	36 mm	01.11.15
25 G 10	01.17.04	37 mm	01.11.15
25 G 11	01.17.05	38 mm	01.11.15
25 G 11	01.17.04	39 mm	01.11.15
25 G 11	01.17.03	40 mm	01.11.15
25 G 28	01.17.05	41 mm	01.11.15
25 G 28	01.17.04	42 mm	01.11.15
25 G 21	01.17.05	43 mm	01.11.15
25 G 21	01.17.04	44 mm	01.11.15



TAKOZLAR (CLEATS)

PROFİL KODU (PROFILE CODE)	25 L 03	25 L 04	25 L 13	25 L 16
FABRİKA KODU (FACTORY CODE)	A002021	A002211	A002058	A002061
AĞIRLIK (WEIGHT)	4,315 kg/m	7,711 kg/m	3,561 kg/m	3,554 kg/m
ÇİZİM (DRAWING)				

PROFİL KODU (PROFILE CODE)	25 L 25	25 L 26	25 L 29	25 L 30
FABRİKA KODU (FACTORY CODE)	A010539	A010540	A010543	A010544
AĞIRLIK (WEIGHT)	8,384 kg/m	4,870 kg/m	3,582 kg/m	13,748 kg/m
ÇİZİM (DRAWING)				


PROFİL KODU (PROFILE CODE)	25 L 31	25 L 32	25 L 35	25 L 38
FABRİKA KODU (FACTORY CODE)	A010545	A002430	A010076	A002074
AĞIRLIK (WEIGHT)	10,169 kg/m	3,702 kg/m	4,192 kg/m	4,854 kg/m
ÇİZİM (DRAWING)				


PROFİL KODU (PROFILE CODE)	25 L 51	25 L 52	25 L 67	25 L 68
FABRİKA KODU (FACTORY CODE)	A010887	A010888	A011006	A011005
AĞIRLIK (WEIGHT)	4,409 kg/m	4,377 kg/m	3,258 kg/m	7,318 kg/m
ÇİZİM (DRAWING)				

PROFİL KODU (PROFILE CODE)	25 J 03	25 J 04	25 J 05	25 J 08
FABRİKA KODU (FACTORY CODE)	A010566	A010567	A011007	A010653
AĞIRLIK (WEIGHT)	0,664 kg/m	0,797 kg/m	0,723 kg/m	0,847 kg/m
ÇİZİM (DRAWING)				


RWT64

KÖŞE TAKOZLARI (CORNER CLEATS)


Nr		KESİM ÖLÇÜSÜ CUTTING SIZE	AKS. KODU ACS. CODE
AT64F01	A002038 25 L 13 (A002058)	17,7 mm	120 L 13
	A002043 25 L 13 (A002058)	13,9 mm	119 L 13
AT64F02	A002040 25 L 16 (A002061)	17,7 mm	120 L 16
	A010552 25 L 16 (A002061)	13,9 mm	119 L 16
AT64F03	A02042A 25 L 26 (A010540)	17,7 mm	120 L 26
	A010553 25 L 26 (A010540)	13,9 mm	119 L 26
AT64F04	A010822 25 L 13 (A002058)	18,4 mm	188 L 13
	A010823 25 L 13 (A002058)	14,7 mm	191 L 13
AT64F05	A010839 25 L 16 (A002061)	17,7 mm	120 L 16
	A010552 25 L 16 (A002061)	13,9 mm	119 L 16
AT64F06	A010901 25 L 26 (A010540)	16,0 mm	199 L 26
	A010902 25 L 26 (A010540)	12,2 mm	200 L 26
AT64F07	A010850 25 L 16 (A002061)	18,4 mm	188 L 16
	A010952 25 L 16 (A002061)	14,7 mm	191 L 16
AT64F10	A002040 25 L 16 (A002061)	17,7 mm	120 L 16
	A011401 25 L 16 (A002061)	13,9 mm	119 L 16
AT64F12	A011292 25 L 16 (A002061)	13,9 mm	119 L 16
	A011291 25 L 16 (A002061)	13,9 mm	119 L 16
AT64V04	A010522 25 L 25 (A010539)	27,7 mm	108 L 25
	A010521 25 L 30 (A010539)	5,7 mm	129 L 30
AT64V05	A010518 25 L 32 (A002430)	28,1 mm	126 L 32
	A010519 25 L 29 (A010543)	6,1 mm	127 L 29
AT64V06	A010523 25 L 31 (A010545)	23,9 mm	130 L 31
	A010524 25 L 31 (A010545)	5,7 mm	129 L 31
AT64V07	A010824 25 L 38 (A002074)	28,5 mm	121 L 38
	A010825 25 L 35 (A010076)	6,4 mm	168 L 35
AT64V10	A010777 25 L 25 (A010539)	27,7 mm	108 L 25
	A010521 25 L 30 (A010544)	5,7 mm	129 L 30
AT64V11	A010852 25 L 32 (A002430)	28,1 mm	126 L 32
	A010853 25 L 29 (A010543)	6,0 mm	100 L 29
AT64V22	A011724 25 L 32 (A002430)	28,1 mm	126 L 32
	A011725 25 L 29 (A010543)	6,1 mm	127 L 29


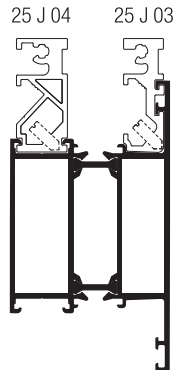
Nr		KESİM ÖLÇÜSÜ CUTTING SIZE	AKS. KODU ACS. CODE
AT64V12	A010904 25 L 25 (A010539)	27,0 mm	157 L 25
	A010905 25 L 30 (A010544)	5,2 mm	185 L 30
AT64V13	A010931 25 L 67 (A011006)	28,1 mm	126 L 67
	A010853 25 L 29 (A010543)	6,0 mm	100 L 29
AT64V14	A010981 25 L 68 (A011005)	28,1 mm	126 L 68
	A010982 25 L 04 (A002211)	5,8 mm	167 L 04
AT64V15	A010984 25 L 25 (A010539)	5,8 mm	167 L 25
	A010983 25 L 68 (A011005)	24,3 mm	235 L 68
AT64V16	A010985 25 L 52 (A010888)	28,1 mm	126 L 52
	A010986 25 L 03 (A002021)	6,0 mm	100 L 03
AT64V19	A011375 25 L 31 (A010545)	6,0 mm	100 L 31
	A011374 25 L 31 (A010545)	24,2 mm	299 L 31
AT64V20	A011403 25 L 32 (A002430)	27,5 mm	176 L 32
	A011404 25 L 29 (A010543)	5,5 mm	238 L 29
AT64V21	A011462 25 L 51 (A010887)	27,5 mm	176 L 51
	A011463 25 L 35 (A010076)	5,5 mm	238 L 35
AT64V22	A011724 25 L 26 (A002430)	28,1 mm	126 L 32
	A011725 25 L 26 (A010543)	6,1 mm	127 L 29
AT64V24	A011770 25 L 52 (A010888)	28,1 mm	126 L 52
	A011771 25 L 03 (A002021)	14,1 mm	125 L 03
AT64M01	A002037 25 L 13 (A002058)	13,9 mm	119 L 13
	A002038 25 L 13 (A002058)	17,7 mm	120 L 13
AT64M02	A002039 25 L 16 (A002061)	13,9 mm	119 L 16
	A002040 25 L 16 (A002061)	17,7 mm	120 L 16
AT64M03	A02041A 25 L 26 (A010540)	13,9 mm	119 L 26
	A02042A 25 L 26 (A010540)	17,7 mm	120 L 26
AT64M12	A010822 25 L 13 (A002058)	18,4 mm	188 L 13
	A010826 25 L 13 (A002058)	14,7 mm	191 L 13
AT64M13	A010850 25 L 16 (A002061)	18,4 mm	188 L 16
	A010851 25 L 16 (A002061)	14,7 mm	191 L 16
AT64M14	A010901 25 L 26 (A010540)	16,0 mm	199 L 26
	A010903 25 L 26 (A010540)	12,2 mm	200 L 26

ORTA KAYIT BAĞLANTI (MULLION CONNECTION PIECE)

Kasa ve Orta Kayıt içinde kullanılırsa (Use in frame and mullion)				
Nr		L m	KESİM ÖLÇÜSÜ CUTTING SIZE	AKS. KODU ACS. CODE
AT64M01	A002037	25 J 03 (A010566)	10,5 mm	102 J 03
	A002038	25 J 04 (A010567)	10,5 mm	102 J 04
AT64M02	A002039	25 J 03 (A010566)	25,5 mm	135 J 03
	A002040	25 J 04 (A010567)	25,5 mm	135 J 04
AT64M03	A02041A	25 J 03 (A010566)	45,5 mm	136 J 03
	A02042A	25 J 04 (A010567)	45,5 mm	136 J 04
AT64M04	A010525	25 J 03 (A010566)	80,5 mm	137 J 03
	A010526	25 J 04 (A010567)	80,5 mm	137 J 04
AT64M05	A002073	25 J 03 (A010566)	25,5 mm	135 J 03
	A002040	25 J 04 (A010567)	25,5 mm	135 J 04
AT64M10	A002037	25 J 03 (A010566)	10,5 mm	102 J 03
	A010649	25 J 04 (A010567)	10,5 mm	102 J 04
AT64M11	A002039	25 J 03 (A010566)	25,5 mm	135 J 03
	A010650	25 J 04 (A010567)	25,5 mm	135 J 04
AT64M12	A010822	25 J 04 (A010567)	10,7 mm	103 J 04
	A010826	25 J 03 (A010566)	10,7 mm	103 J 03
AT64M13	A010851	25 J 03 (A010566)	25,5 mm	135 J 03
	A010850	25 J 04 (A010567)	25,5 mm	135 J 04
AT64M18	A011195	25 J 03 (A010566)	25,5 mm	135 J 03
	A002040	25 J 04 (A010567)	25,5 mm	135 J 04
AT64M19	A011372	25 J 04 (A010567)	25,6 mm	276 J 04
	A002039	25 J 03 (A010566)	25,6 mm	276 J 03
AT64M20	A011371	25 J 04 (A010567)	25,6 mm	276 J 04
	A002039	25 J 03 (A010566)	25,6 mm	276 J 03
AT64M21	A011373	25 J 04 (A010567)	25,6 mm	276 J 04
	A002039	25 J 03 (A010566)	25,6 mm	276 J 03
AT64M22	A011380	25 J 04 (A010567)	25,6 mm	276 J 04
	A002039	25 J 03 (A010566)	25,6 mm	276 J 03
AT64M23	A011379	25 J 04 (A010567)	25,6 mm	276 J 04
	A002039	25 J 03 (A010566)	25,6 mm	276 J 03
AT64M26	A010617	-----	-----	-----
	A012828	25 J 03 (A010566)	25,6 mm	276 J 03
AT64K01	A02041A	25 J 03 (A010566)	45,5 mm	136 J 03
	A02052A	25 J 04 (A010567)	45,5 mm	136 J 04
AT64K05	A010616	25 J 03 (A010566)	45,5 mm	136 J 03
	A010615	25 J 04 (A010567)	45,5 mm	136 J 04
AT64K06	A011376	25 J 03 (A010566)	45,5 mm	136 J 03
	A011377	25 J 04 (A010567)	45,5 mm	136 J 04

Kanat profili içinde kullanılırsa (Use in Vent Profile)				
Nr		L m	KESİM ÖLÇÜSÜ CUTTING SIZE	AKS. KODU ACS. CODE
AT64M01	A002037	25 J 05 (A011007)	10,5 mm	102 J 05
	A002038	25 J 04 (A010567)	10,5 mm	102 J 04
AT64M02	A002039	25 J 05 (A011007)	25,5 mm	135 J 05
	A002040	25 J 04 (A010567)	25,5 mm	135 J 04
AT64M03	A02041A	25 J 05 (A011007)	45,5 mm	136 J 05
	A02042A	25 J 04 (A010567)	45,5 mm	136 J 04
AT64M04	A010525	25 J 05 (A011007)	80,5 mm	137 J 05
	A010526	25 J 04 (A010567)	80,5 mm	137 J 04
AT64K01	A002037	25 J 05 (A011007)	45,5 mm	136 J 05
	A02052A	25 J 04 (A010567)	45,5 mm	136 J 04
AT64K05	A010616	25 J 05 (A011007)	45,5 mm	136 J 05
	A010615	25 J 04 (A010567)	45,5 mm	136 J 04
AT64K06	A011376	25 J 05 (A011007)	45,5 mm	136 J 05
	A011377	25 J 04 (A010567)	45,5 mm	136 J 04

Dışa açılım kanat profili içinde kullanılırsa (Use in Outside Vent Profile)				
Nr		L m	KESİM ÖLÇÜSÜ CUTTING SIZE	AKS. KODU ACS. CODE
AT55M01	A002037	25 J 08 (A010653)	10,5 mm	102 J 08
	A002038	25 J 04 (A010567)	10,5 mm	102 J 04
AT55M02	A002039	25 J 08 (A010653)	25,5 mm	135 J 08
	A002040	25 J 04 (A010567)	25,5 mm	135 J 04
AT55M03	A02041A	25 J 08 (A010653)	45,5 mm	136 J 08
	A02042A	25 J 04 (A010567)	45,5 mm	136 J 04
AT55M04	A010525	25 J 08 (A010653)	80,5 mm	137 J 08
	A010526	25 J 04 (A010567)	80,5 mm	137 J 04
AT55K01	A02041A	25 J 08 (A010653)	45,5 mm	136 J 08
	A02052A	25 J 04 (A010567)	45,5 mm	136 J 04
AT55K05	A010616	25 J 08 (A010653)	45,5 mm	136 J 08
	A010615	25 J 04 (A010567)	45,5 mm	136 J 04
AT55M06	A011376	25 J 08 (A010653)	45,5 mm	136 J 08
	A011377	25 J 04 (A010567)	45,5 mm	136 J 04



RWT64

STOKTA BULUNAN SİSTEM PROFİLLERİNİN LİSTESİ (LIST OF SYSTEM PROFILES IN STOCK)

Nr			MIN. SİPARİŞ MİKTARI MIN. ORDER QUANTITY
AT64F02	A002040	75 kg	150 kg
	A010552	75 kg	
AT64V04	A010522	75 kg	150 kg
	A010521	75 kg	
AT64V05	A010518	75 kg	150 kg
	A010519	75 kg	
AT64V06	A010524	75 kg	150 kg
	A010523	75 kg	
AT64M02	A002040	75 kg	150 kg
	A002039	75 kg	
AT64M13	A010850	75 kg	150 kg
	A010851	75 kg	
AT64A05	A010529	75 kg	150 kg
	A010530	75 kg	

* STOKTA BULUNMAYAN TÜM PROFİLLER İÇİN MINIMUM SİPARİŞ MİKTARI 300'KG'DİR.
MINIMUM ORDER QUANTITY FOR ALL THE PROFILES THAT ARE NOT IN STOCK IS 300 KG.

01

02

03

04

05

06

07

08

09

10

MİMARİ KATALOG

ARCHITECTURAL CATALOGUE

Alüminyum Kapı Pencere ve Giydirme Cephe Sistemleri
Aluminium Window Doors and Facade Systems



Rescara Sistem Detayları
Rescara System Details

RWT64

DETAYLAR

DETAILS

01

02

03

04

05

06

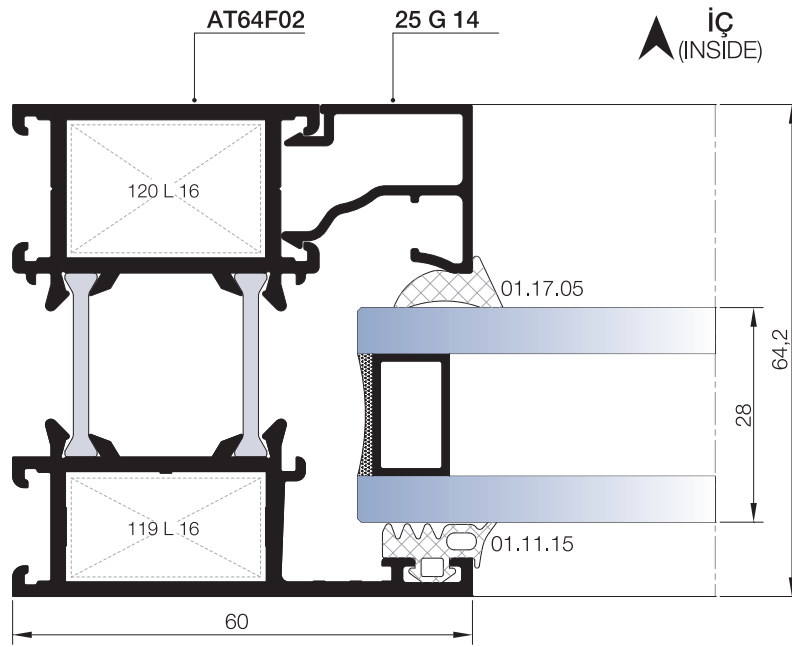
07

08

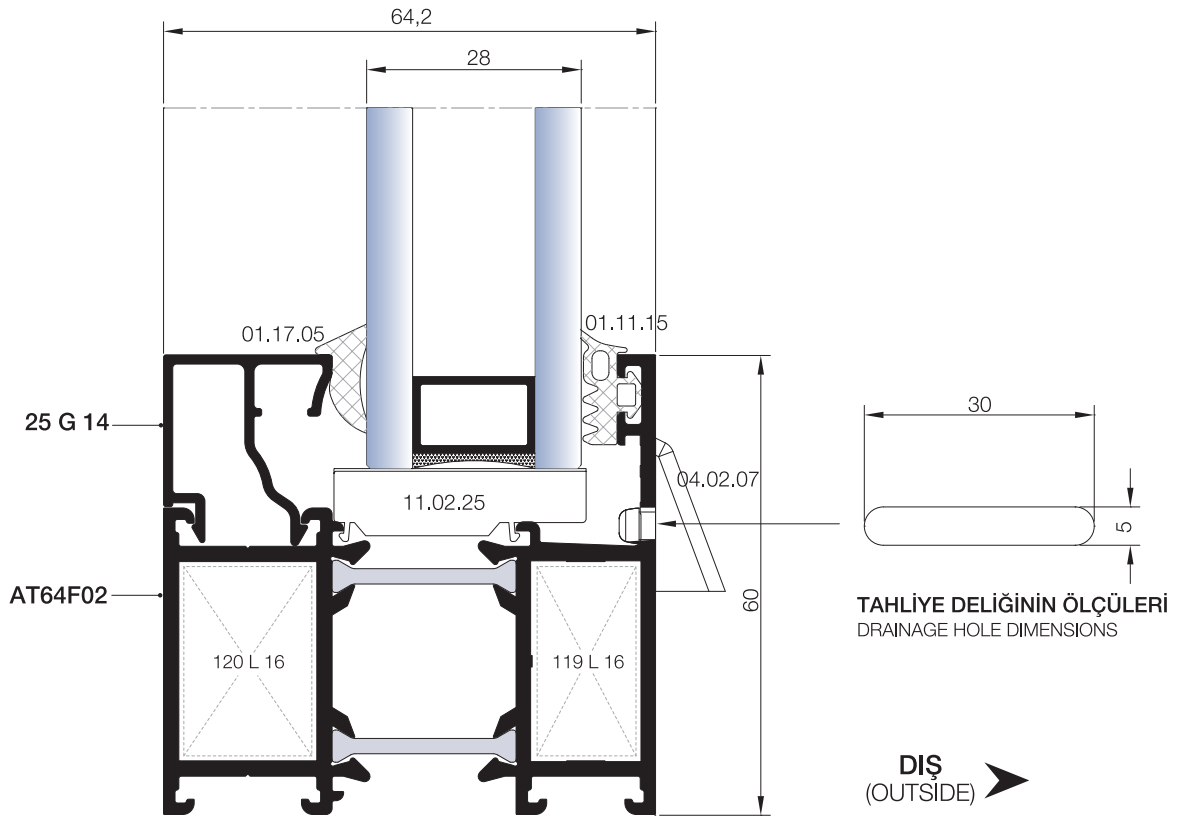
09

10

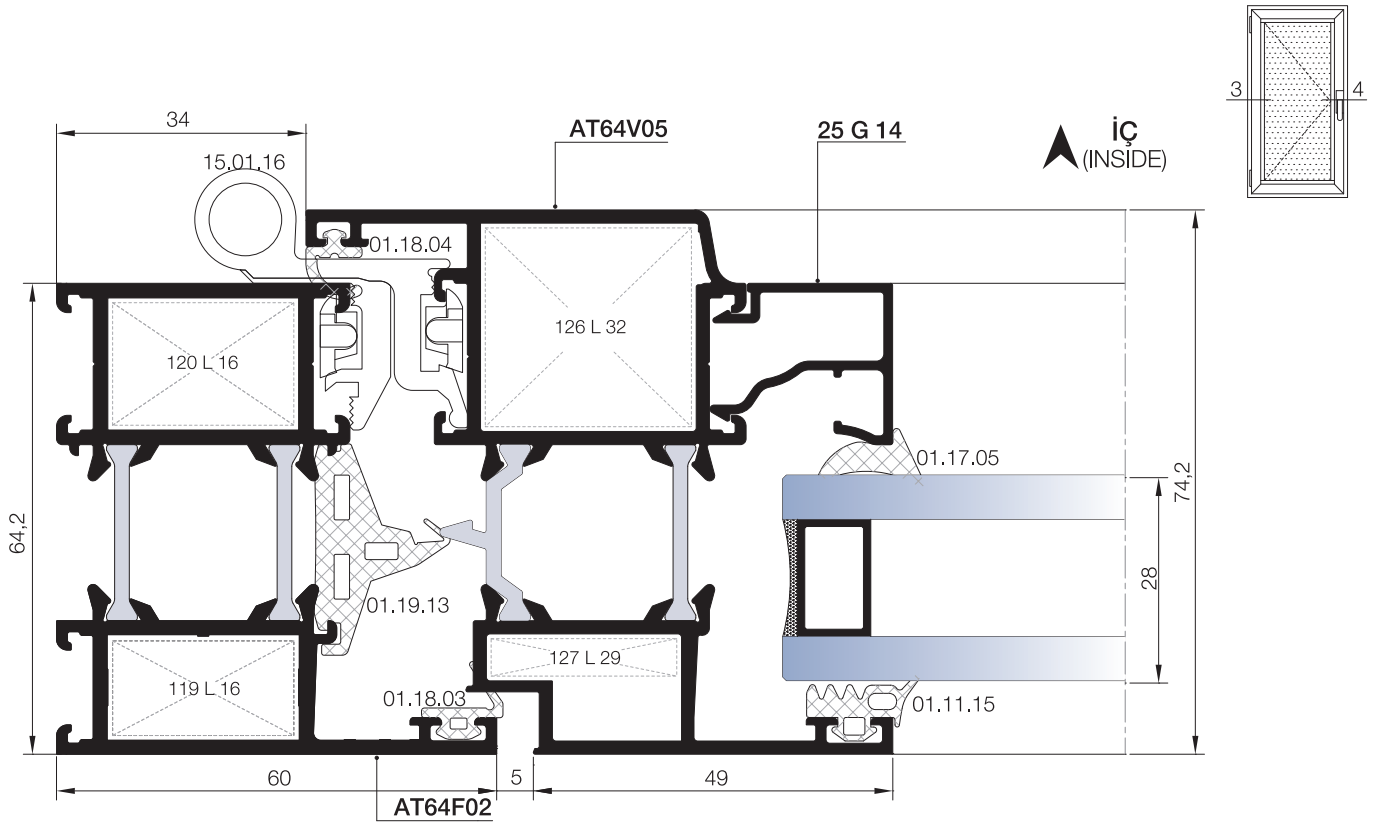
- 01
- 02
- 03
- 04
- 05
- 06
- 07
- 08
- 09
- 10



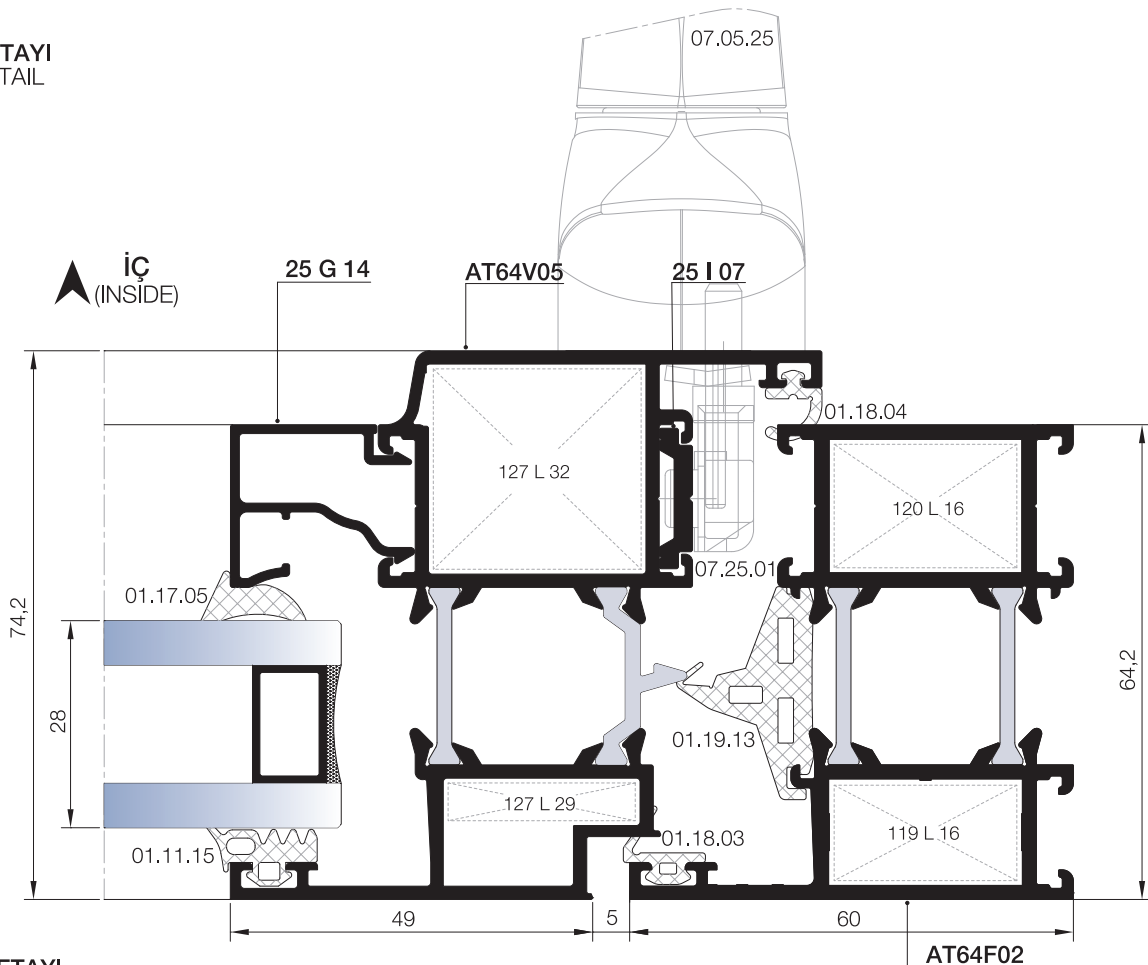
① DETAYI
DETAIL



② DETAYI
DETAIL



③ DETAYI
DETAIL



④ DETAYI
DETAIL

01

02

03

04

05

06

07

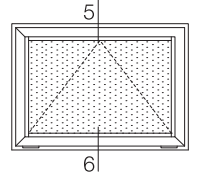
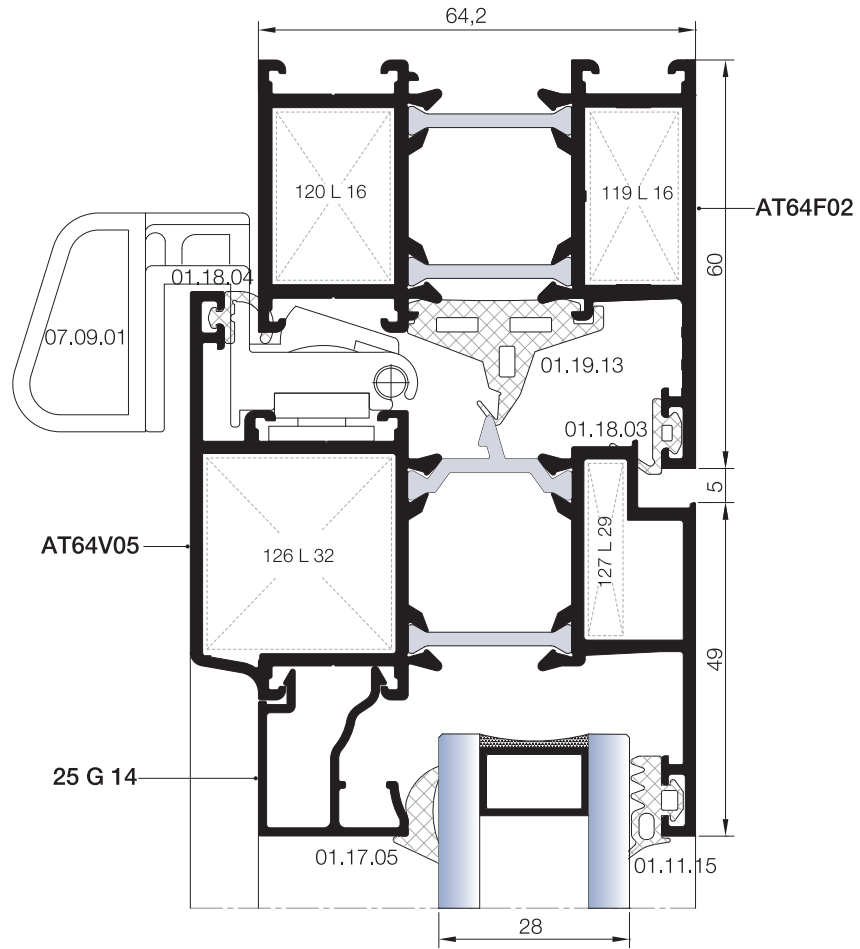
08

09

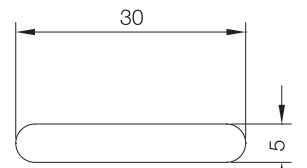
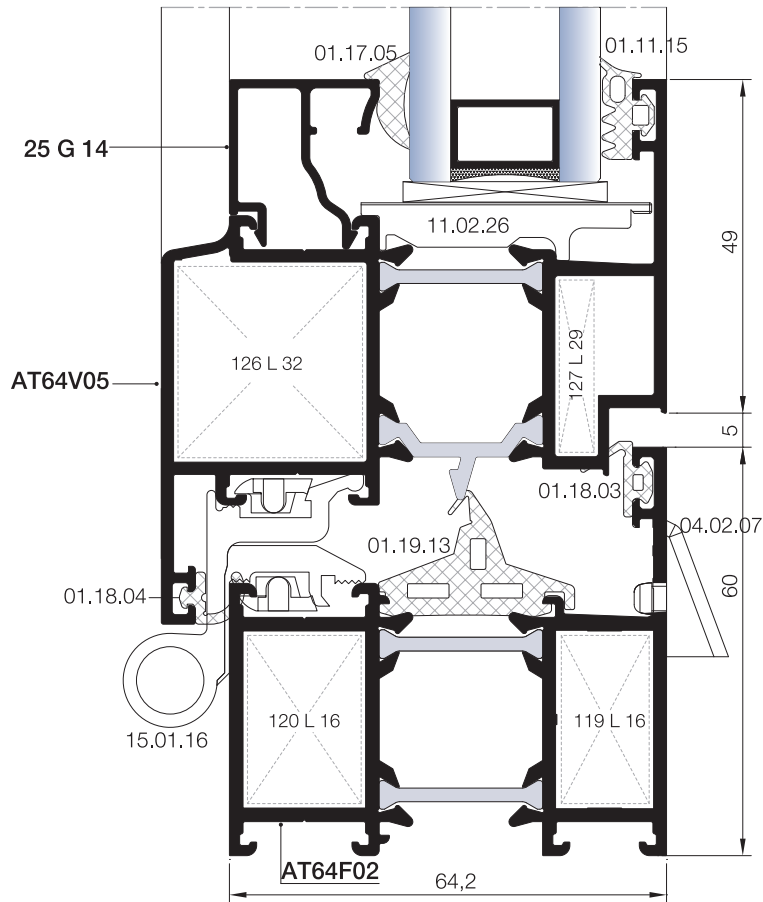
10

- 01
- 02
- 03
- 04
- 05
- 06
- 07
- 08
- 09
- 10

⑤ DETAYI
DETAIL

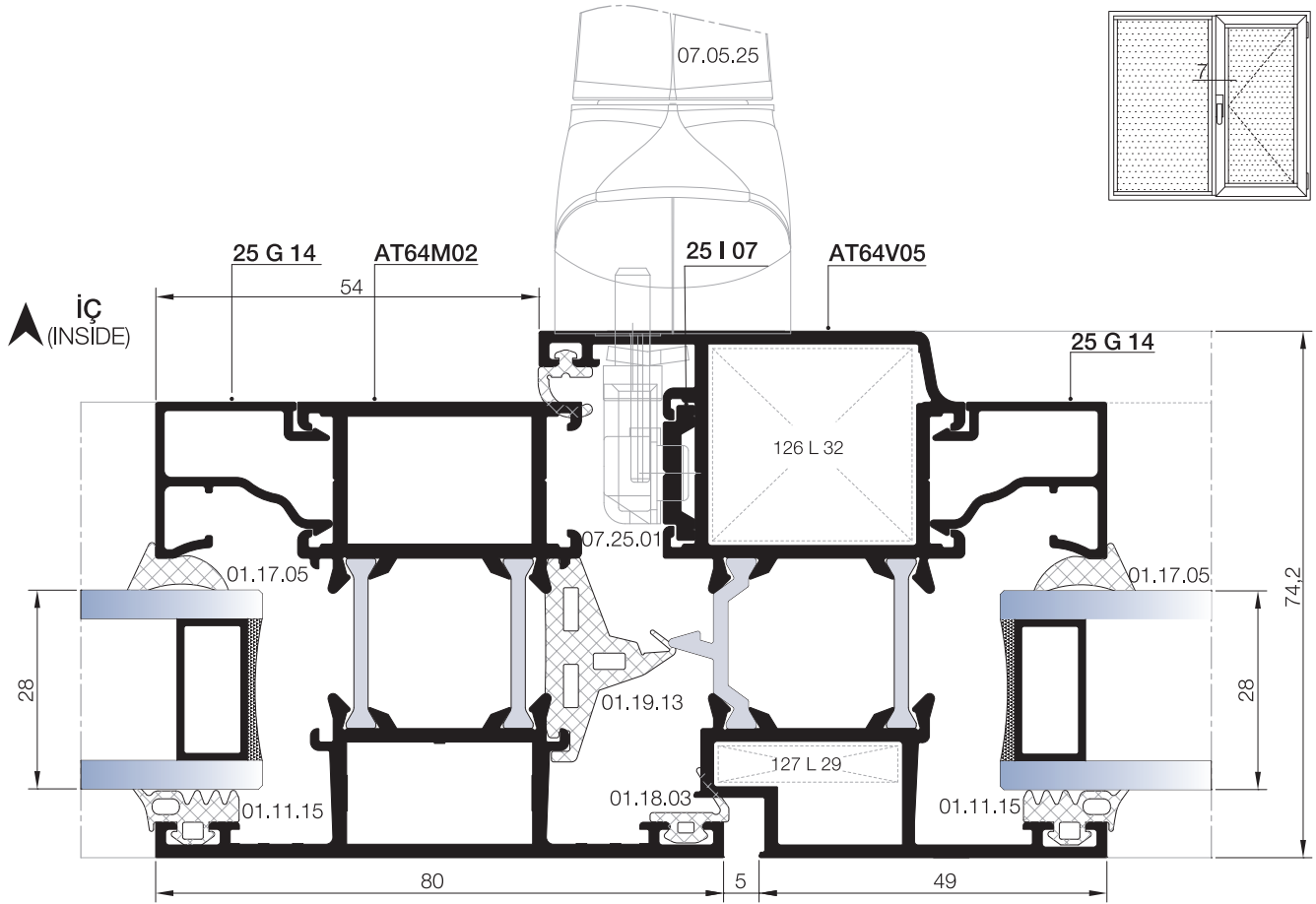


⑥ DETAYI
DETAIL

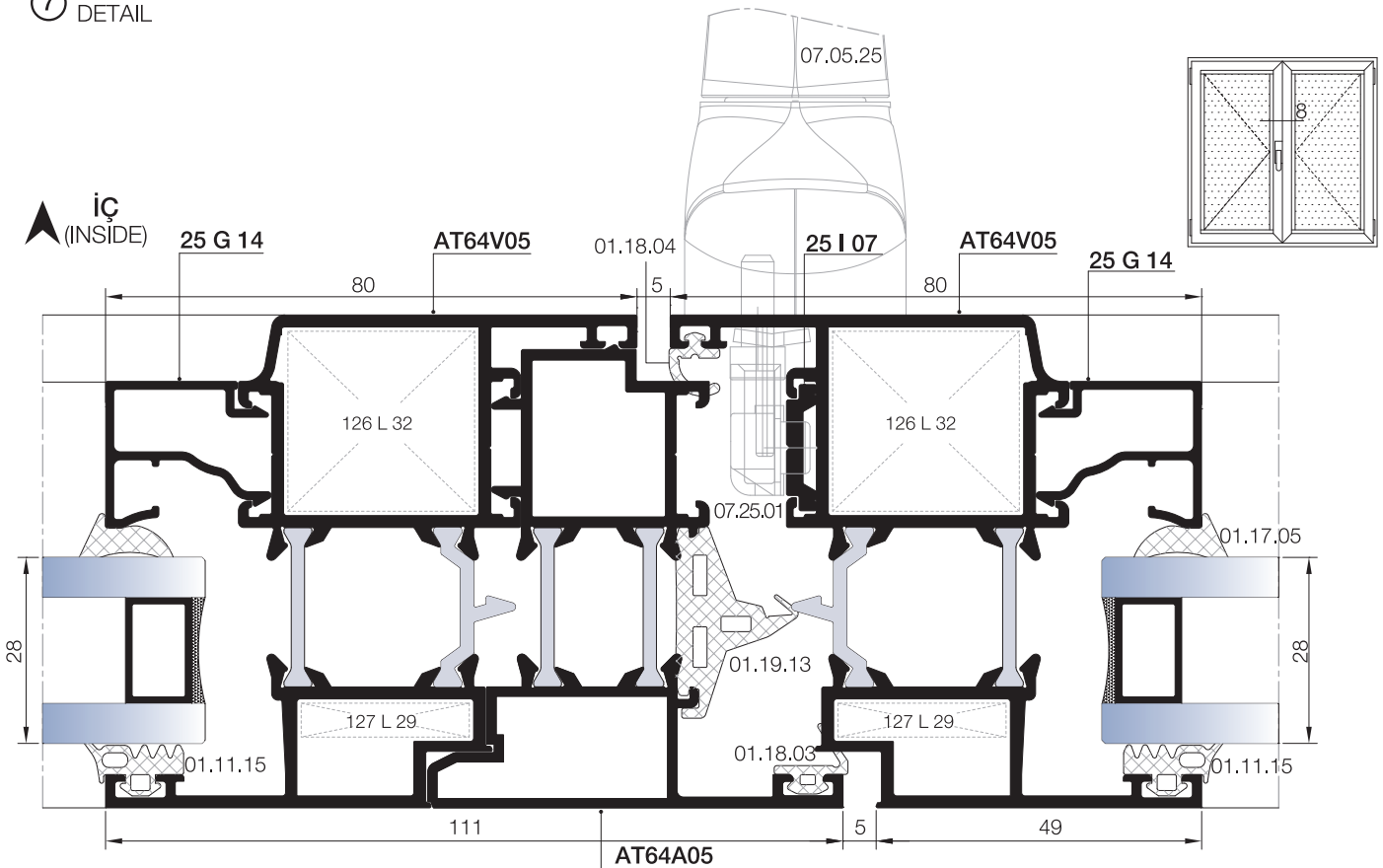


TAHLİYE DELİĞİNİN ÖLÇÜLERİ
DRAINAGE HOLE DIMENSIONS

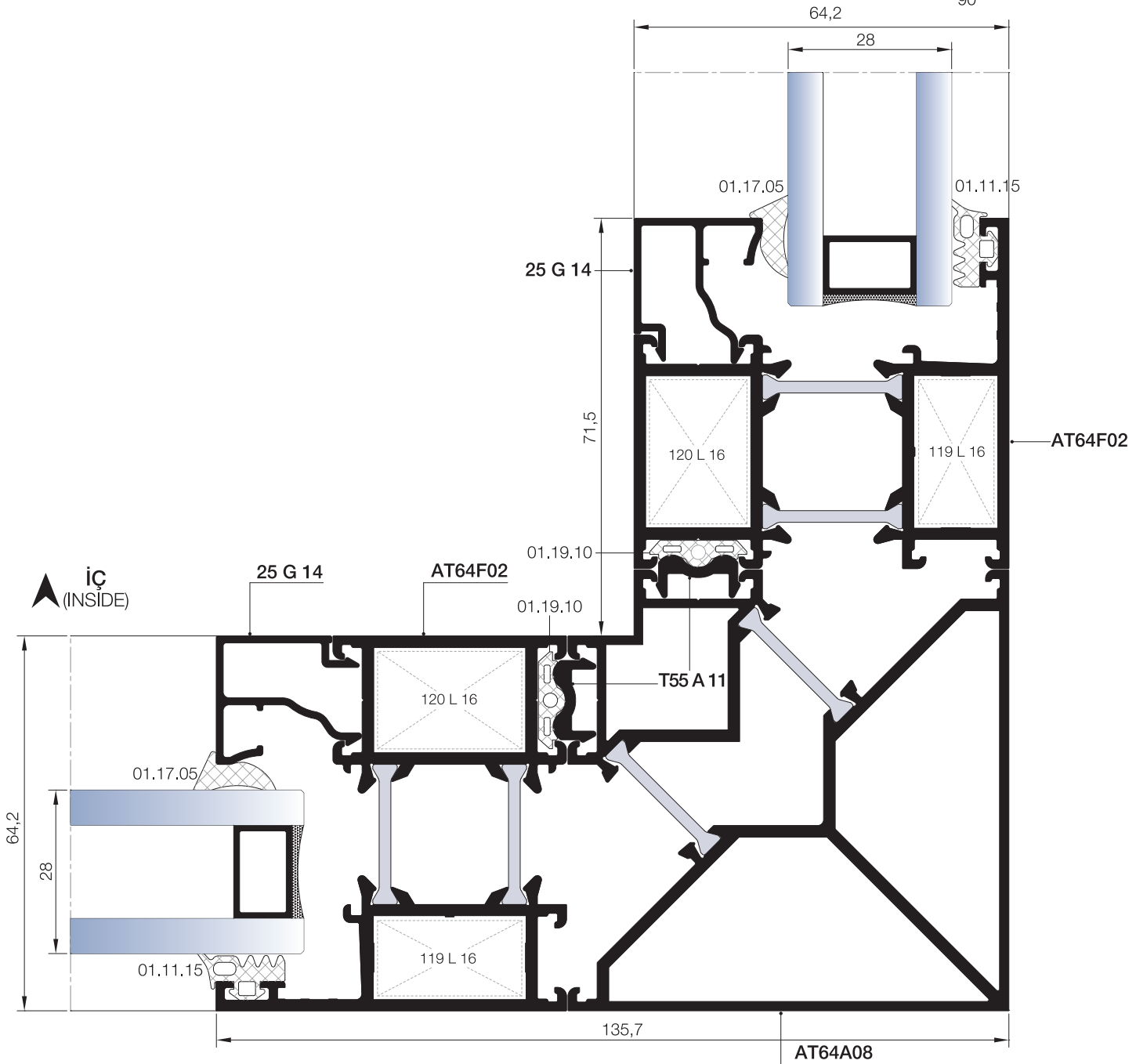
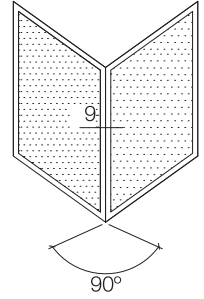
DIŞ
(OUTSIDE) →

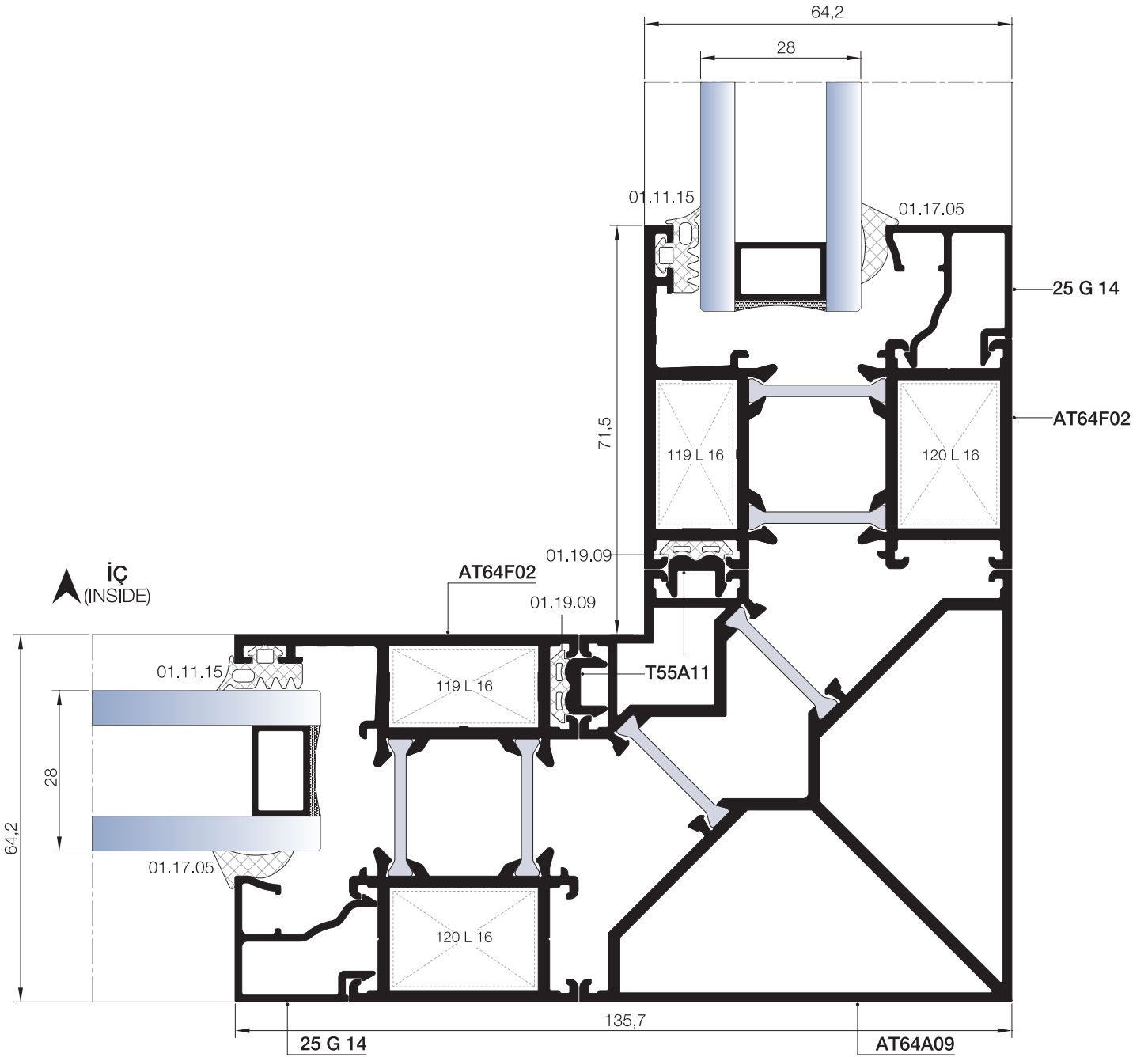
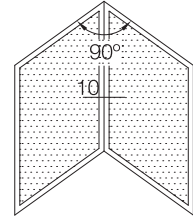


⑦ DETAYI
DETAIL

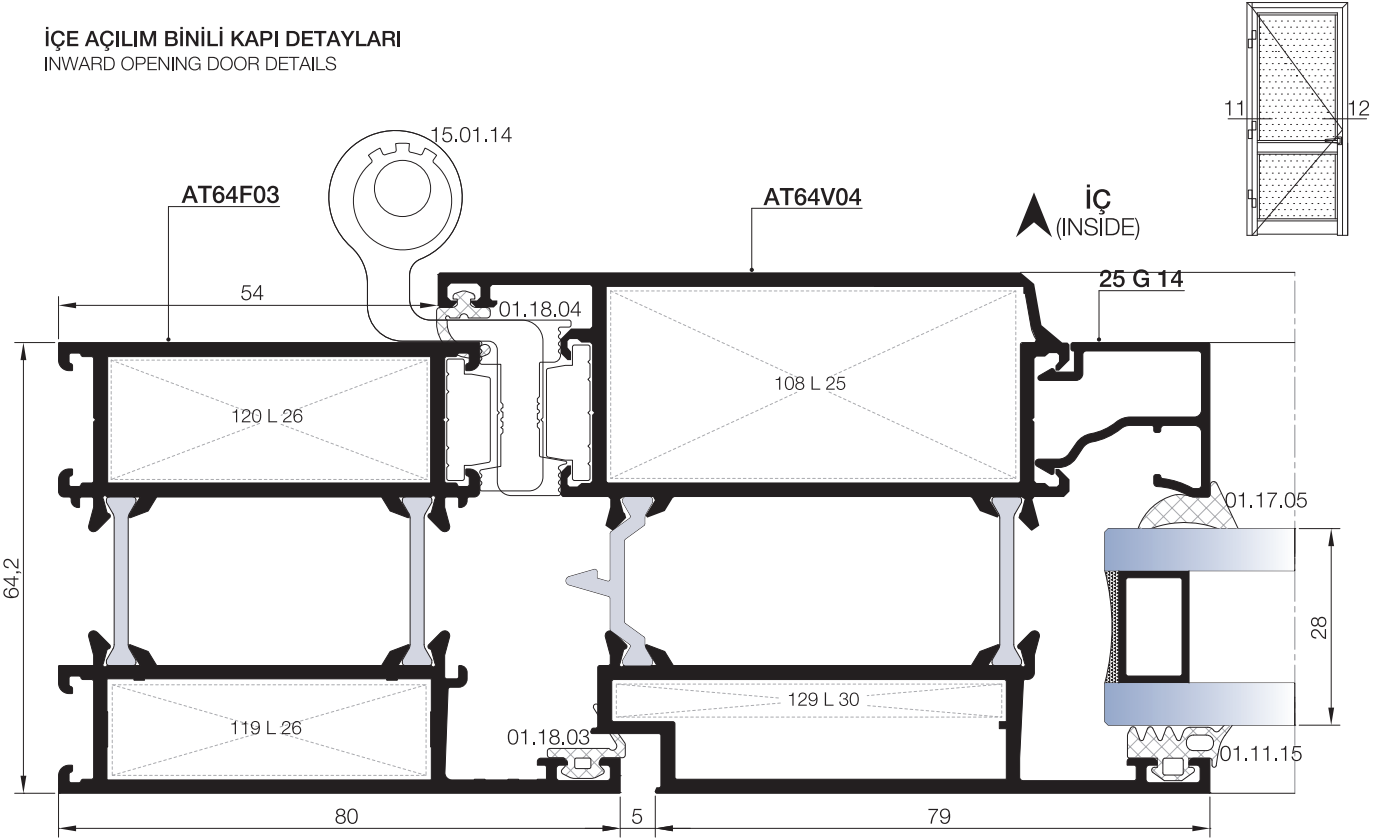


⑧ DETAYI
DETAIL

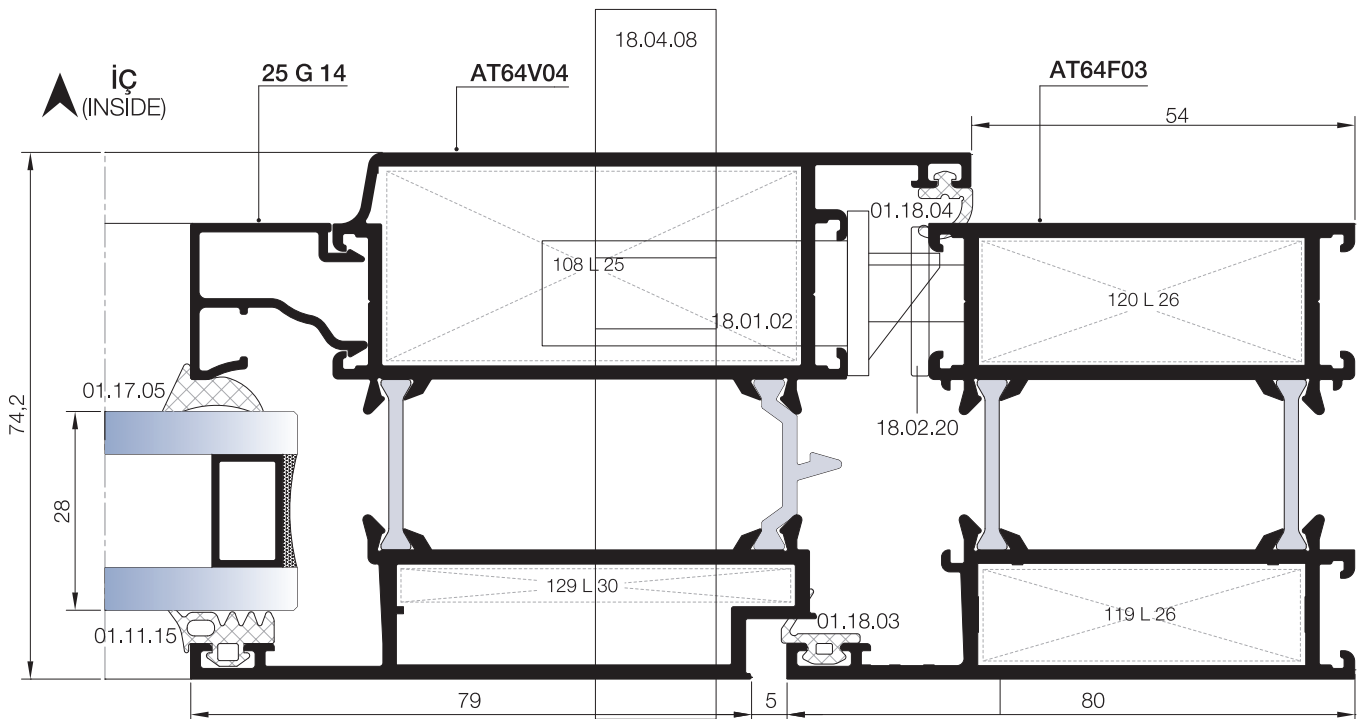




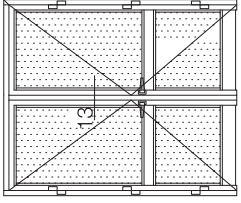
İÇE AÇILIM BİNİLİ KAPI DETAYLARI
INWARD OPENING DOOR DETAILS



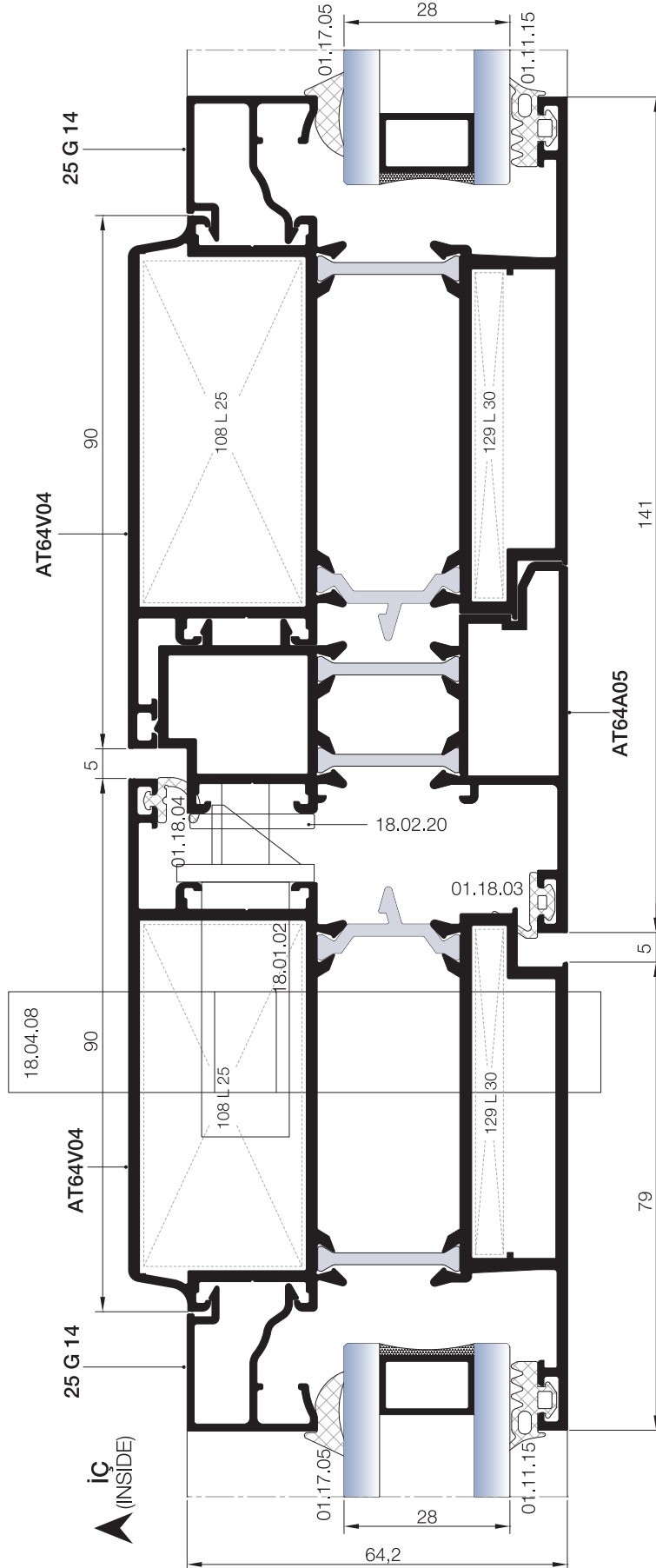
11 DETAYI
DETAIL

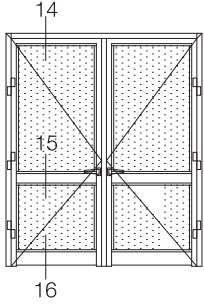


12 DETAYI
DETAIL

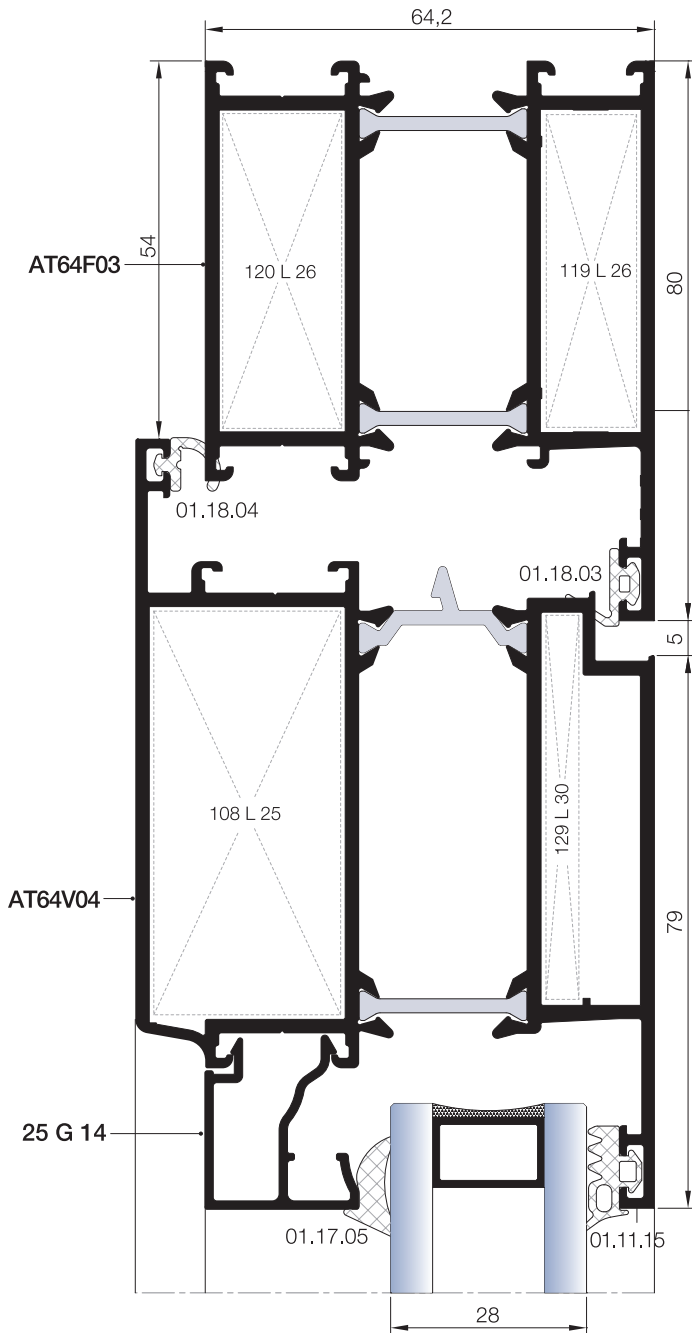


İÇE AÇILIM BİNLİ KAPI DETAYLARI
INWARD OPENING DOOR DETAILS



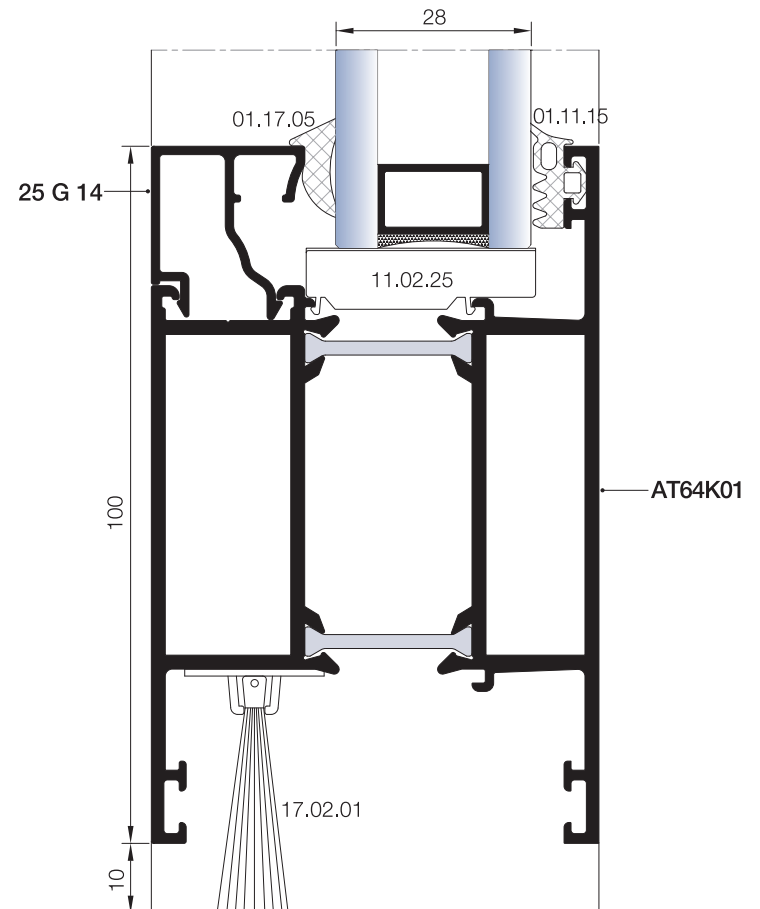
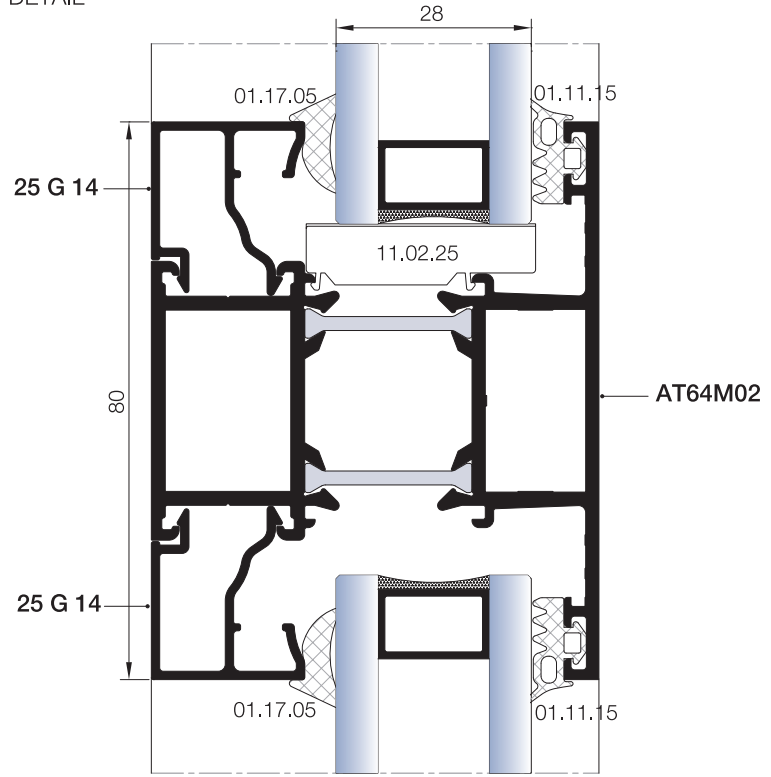


İÇE AÇILIM BİNLİ KAPI DETAYLARI
INWARD OPENING DOOR DETAILS



14 DETAYI
DETAIL

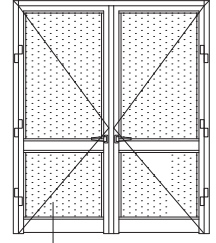
15 DETAYI
DETAIL



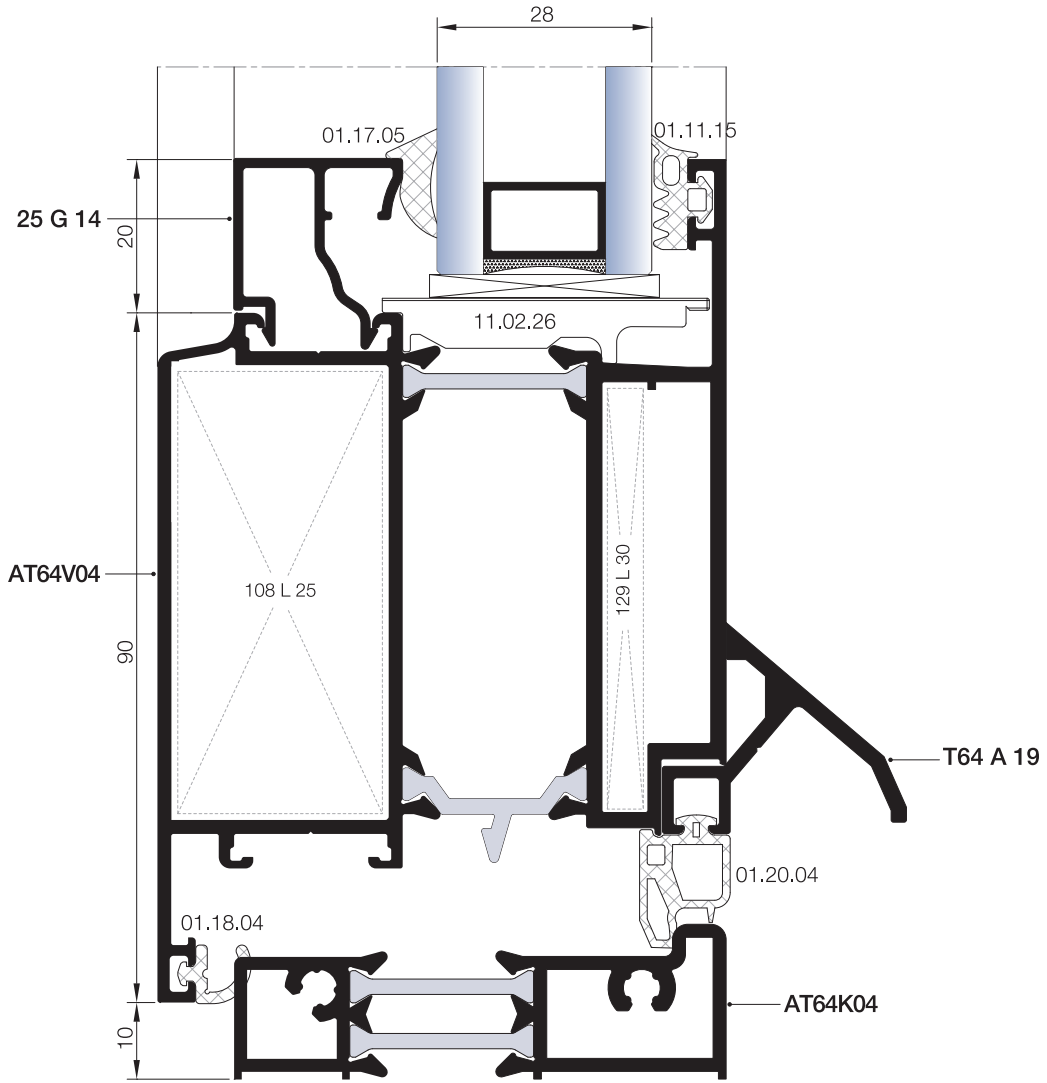
16 DETAYI
DETAIL

DIŞ
(OUTSIDE) ➔

İÇE AÇILIM BİNİLİ KAPI DETAYLARI
INWARD OPENING DOOR DETAILS



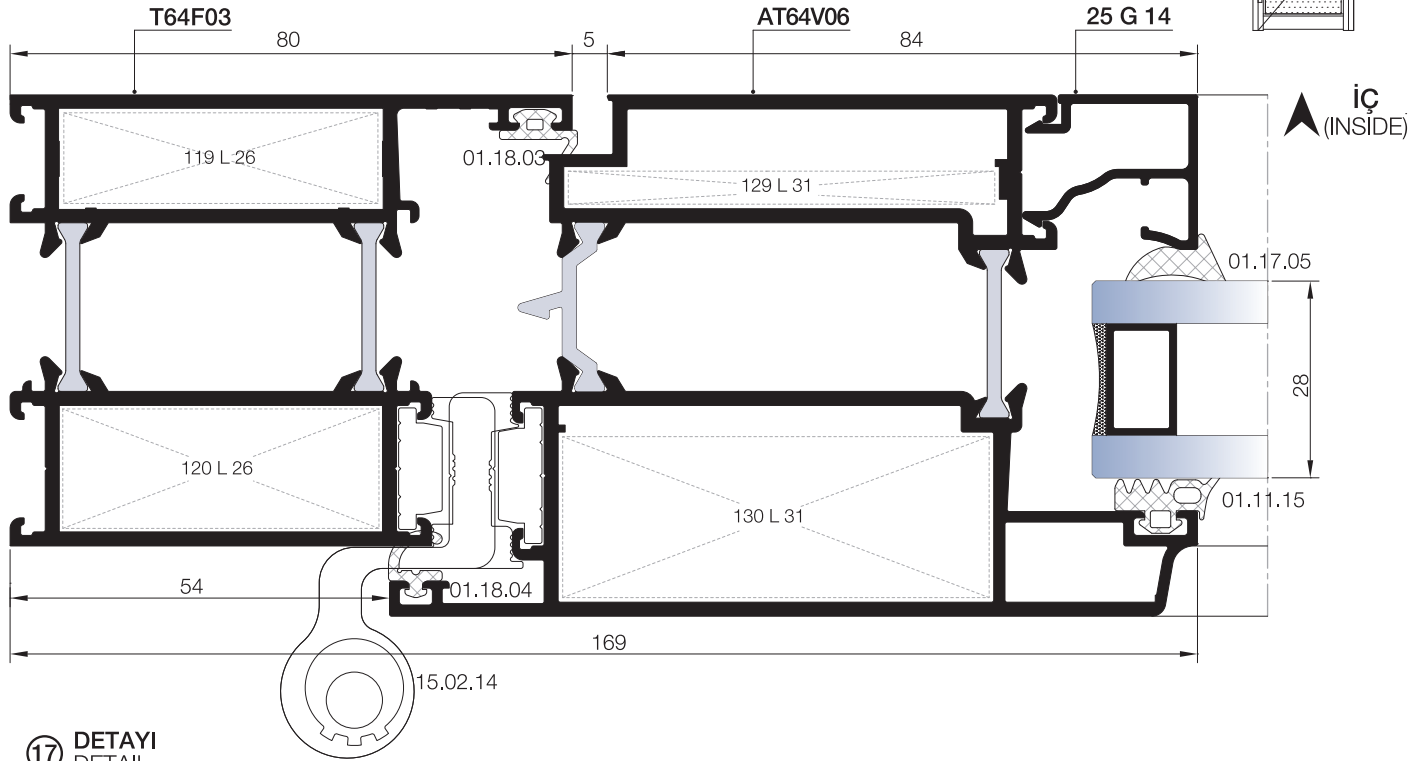
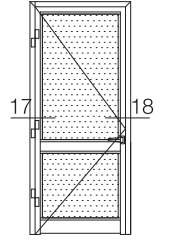
16A



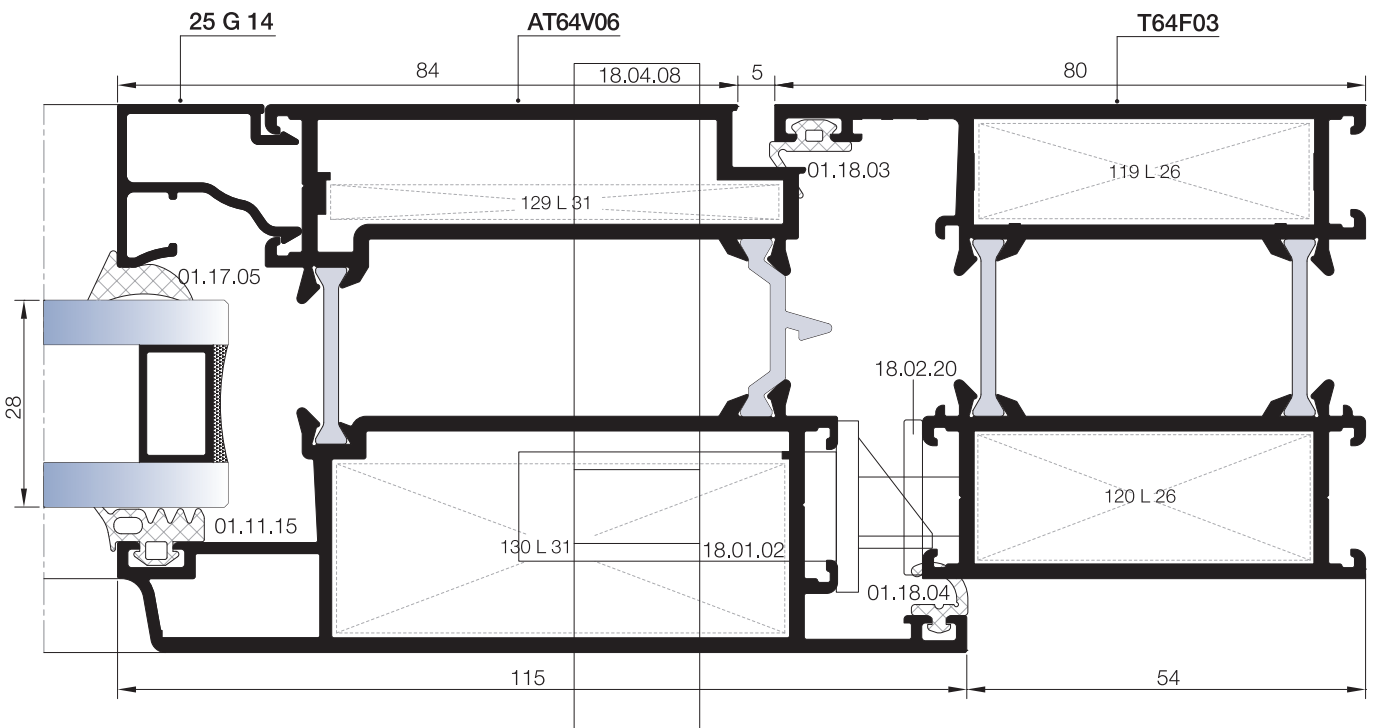
16A DETAYI
DETAIL

DIŞ
(OUTSIDE) ➔

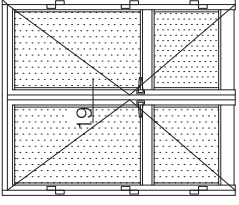
DIŞA AÇILIM BİNİLİ KAPI DETAYLARI
OUTWARD OPENING DOOR DETAILS



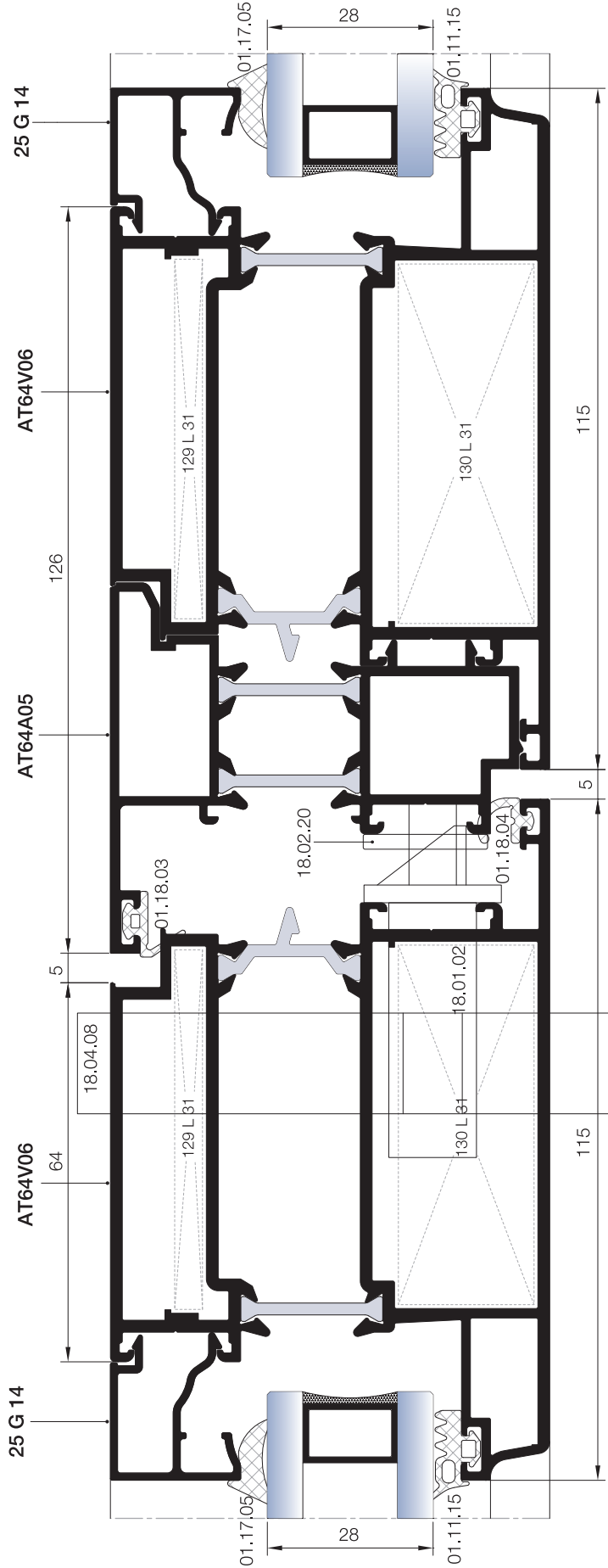
17 DETAYI
DETAIL



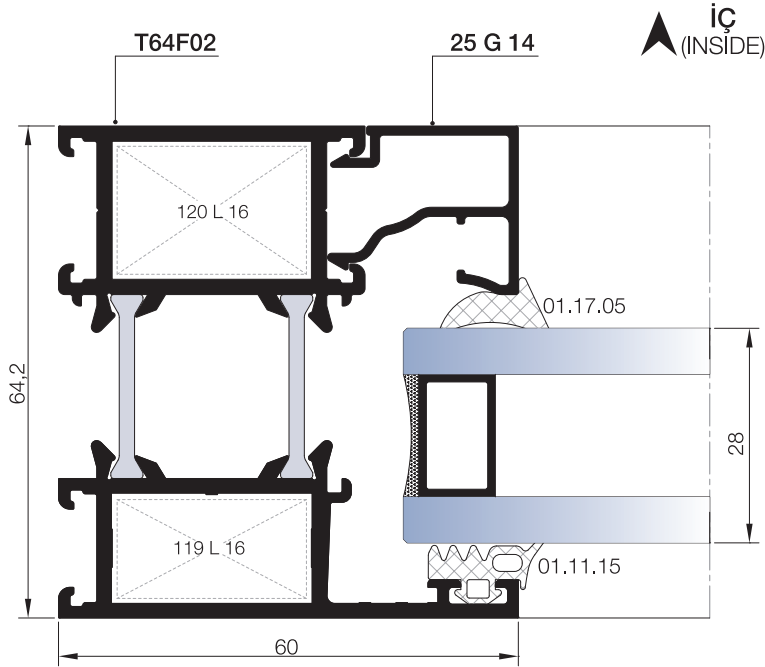
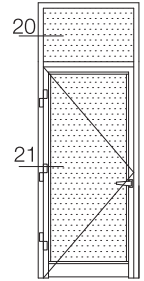
18 DETAYI
DETAIL



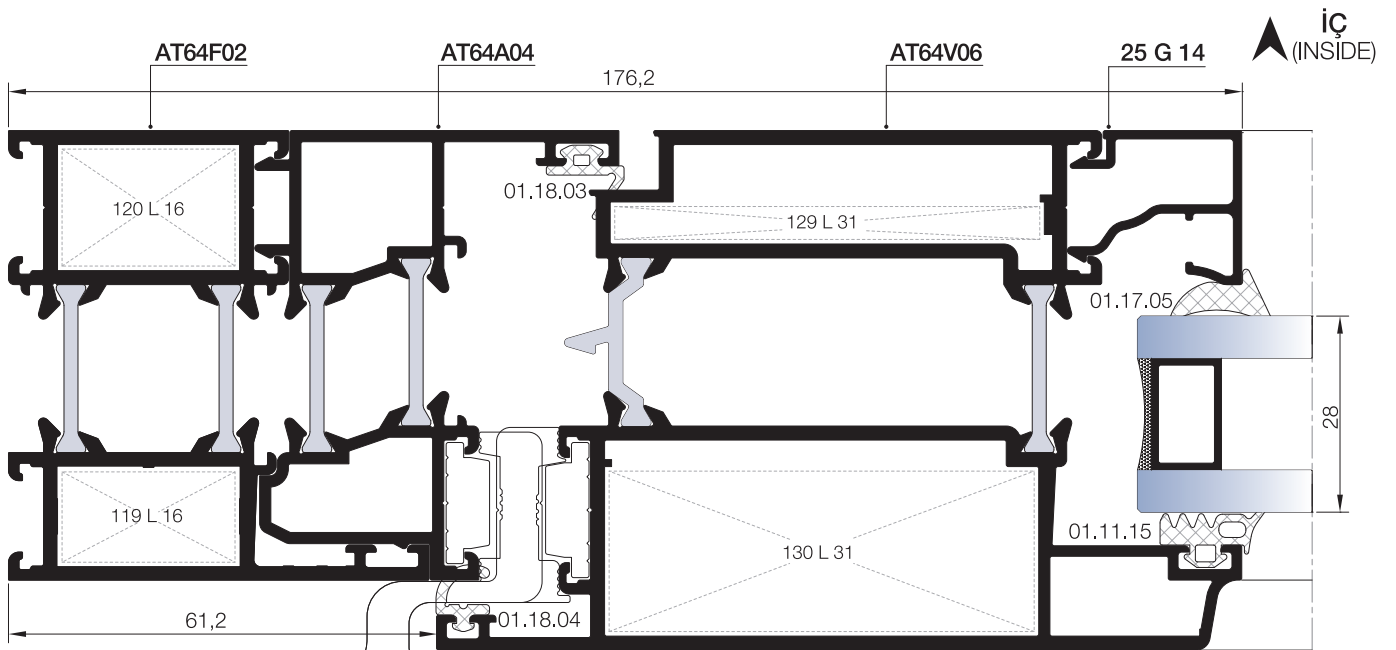
DIŞA AÇILIM BİNLİ KAPI DETAYLARI
OUTWARD OPENING DOOR DETAILS



DIŞA AÇILIM ADAPTÖRLÜ KAPI DETAYLARI
OUTWARD OPENING DOOR DETAILS

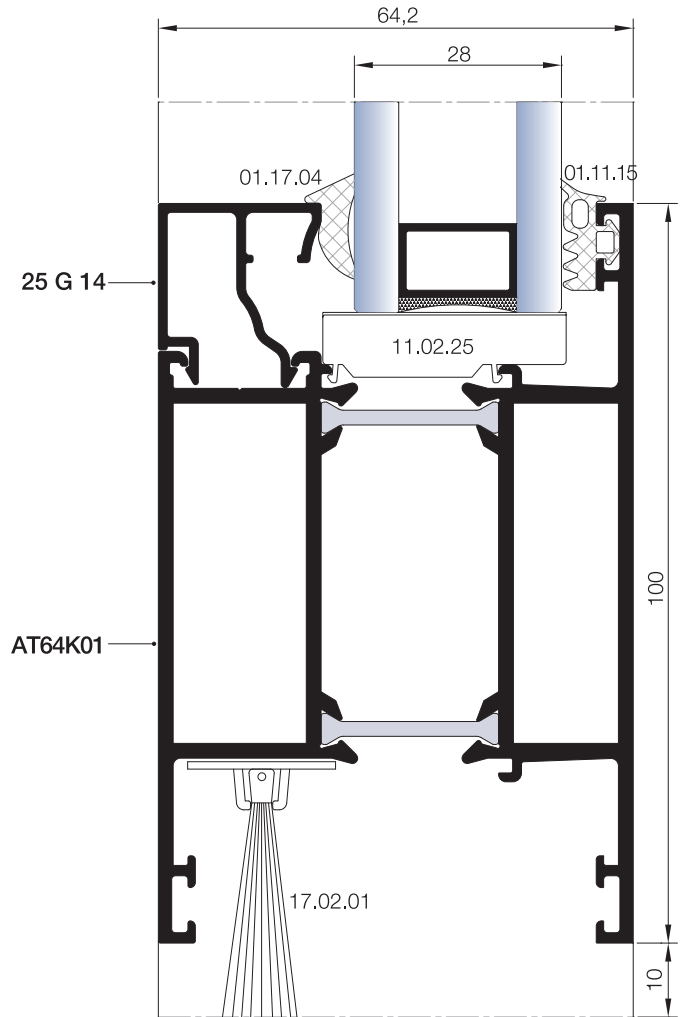
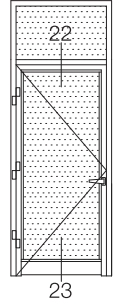
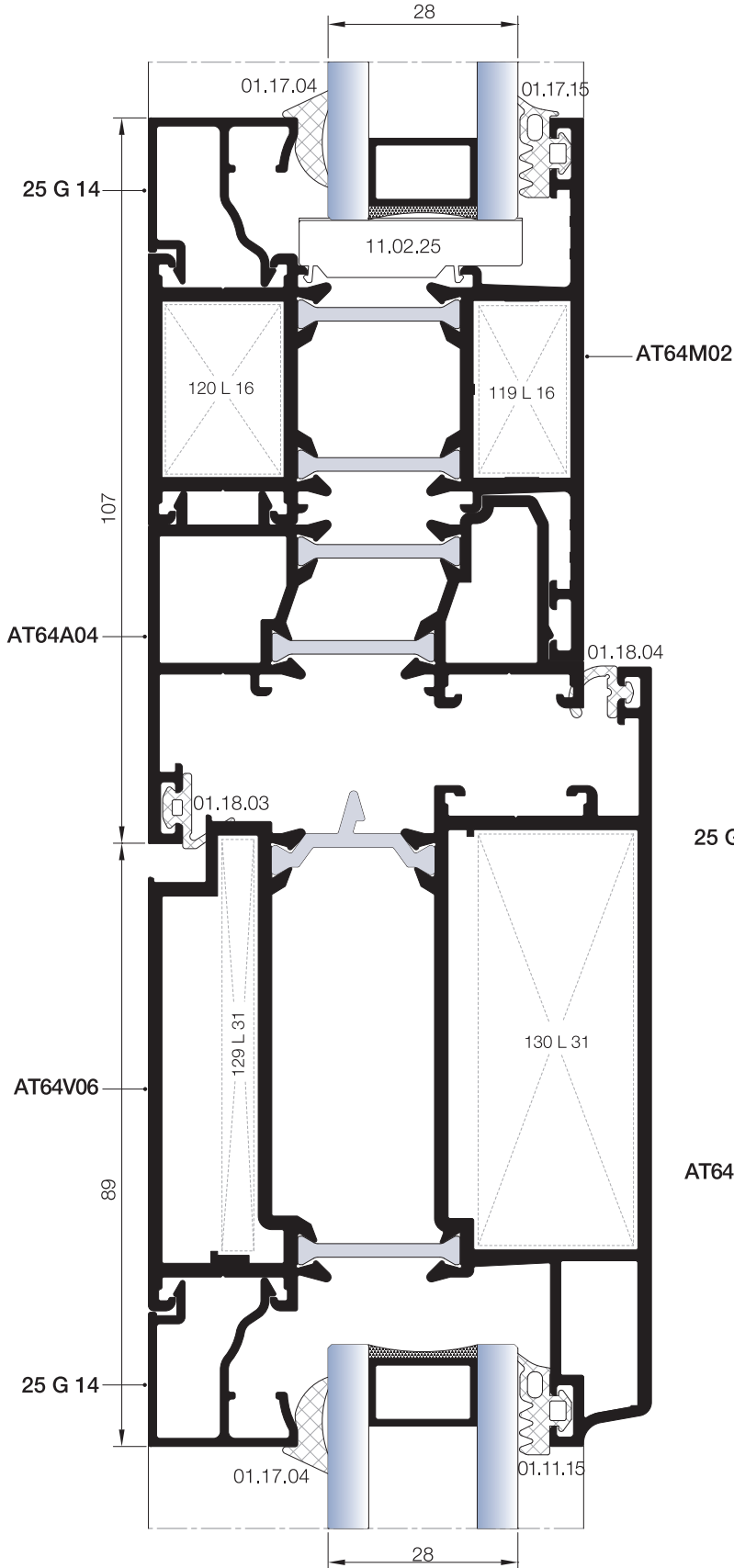


20 DETAYI
DETAIL



21 DETAYI
DETAIL

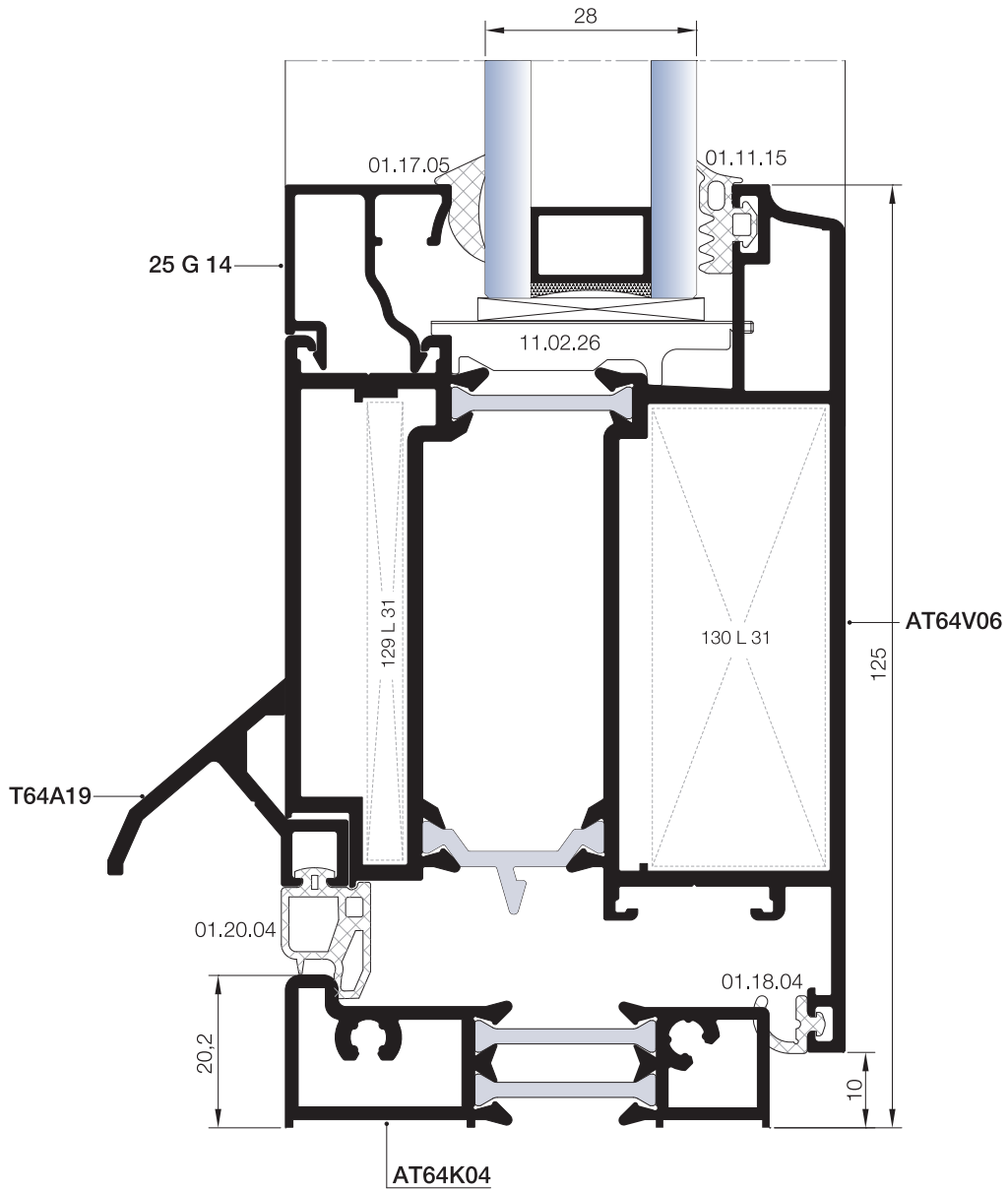
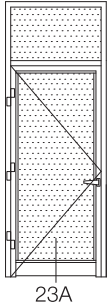
DIŐA AÇILIM ADAPTÖRLÜ KAPI DETAYLARI
OUTWARD OPENING DOOR DETAILS



22 DETAYI
DETAIL

23 DETAYI
DETAIL

DIŐ
(OUTSIDE) ➔



23A DETAYI
DETAIL

DIŞ
(OUTSIDE) ➔

MİMARİ KATALOG

ARCHITECTURAL CATALOGUE

Alüminyum Kapı Pencere ve Giydirme Cephe Sistemleri
Aluminium Window Doors and Facade Systems



Rescara Sistem Detayları
Rescara System Details

RWT64

AKSESUARLAR

ACCESSORIES

01

02

03

04

05


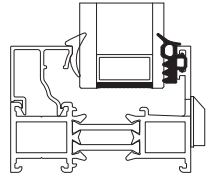

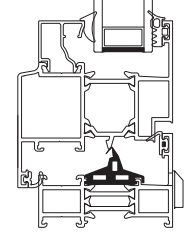

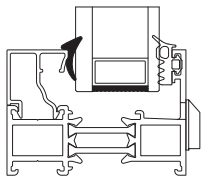

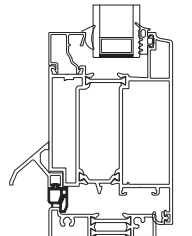

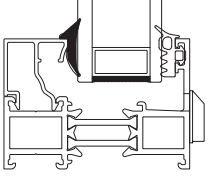
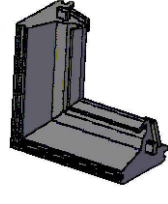
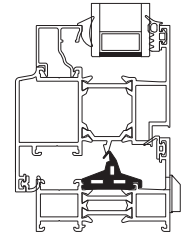

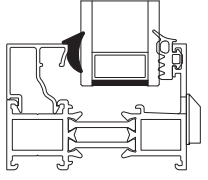

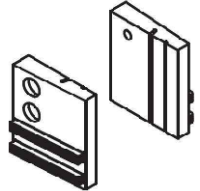

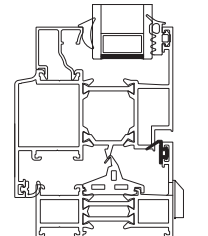

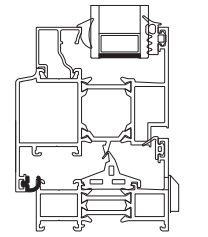

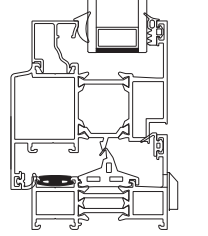
06

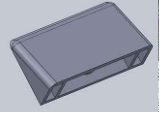
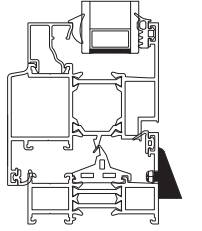
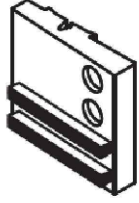
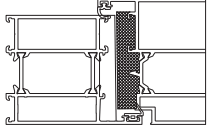
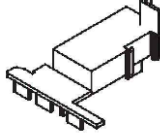
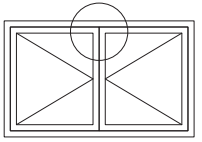
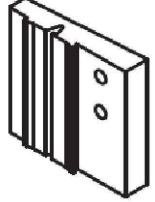
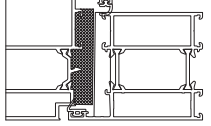
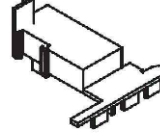
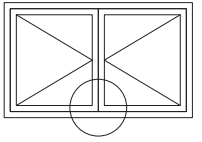

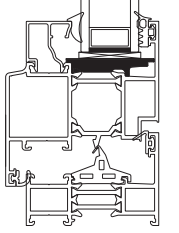
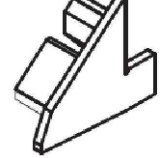
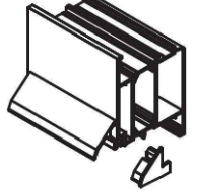

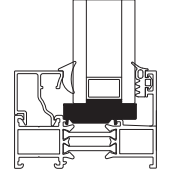
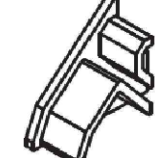
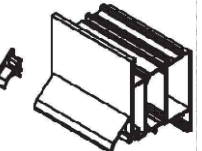
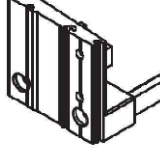
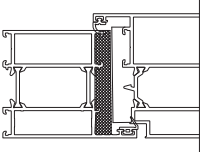
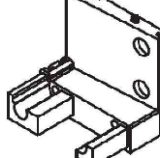
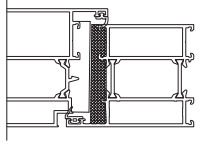
07

08

09

10

01		<p>01.11.15</p> <p>DIŞ CAM FİTİLİ 4 mm OUTSIDE GLAZING GASKET 4 mm</p> <p>Malzeme / Material : EPDM Ağırlık / Weight : 78 gr/m Paket / Package : 190 m / 15 kg</p>			<p>01.19.13</p> <p>TOZLUK FİTİLİ CENTRAL GASKET</p> <p>Malzeme / Material : EPDM Ağırlık / Weight : 270 gr/m Paket / Package : 55 m / 15 kg</p>	
02		<p>01.17.03</p> <p>İÇ CAM FİTİLİ 2,8 mm INSIDE GLAZING GASKET 2,8 mm</p> <p>Malzeme / Material : EPDM Ağırlık / Weight : 60 gr/m Paket / Package : 250 m / 15 kg</p>			<p>01.20.04</p> <p>EŞİK FİTİLİ THRESHOLD GASKET</p> <p>Malzeme / Material : EPDM Ağırlık / Weight : 118 gr/m Paket / Package : 127,1 m / 15 kg</p>	
03		<p>01.17.04</p> <p>İÇ CAM FİTİLİ 3,6 mm INSIDE GLAZING GASKET 3,6 mm</p> <p>Malzeme / Material : EPDM Ağırlık / Weight : 69 gr/m Paket / Package : 215 m / 15 kg</p>			<p>03.11.01</p> <p>KÖŞE ENJEKSİYON FİTİLİ CORNER GASKET</p> <p>Malzeme / Material : EPDM</p>	
04		<p>01.17.05</p> <p>İÇ CAM FİTİLİ 4,6 mm INSIDE GLAZING GASKET 4,6 mm</p> <p>Malzeme / Material : EPDM Ağırlık / Weight : 90 gr/m Paket / Package : 165 m / 15 kg</p>			<p>17.01.01</p> <p>KİL FİTİLİ BRUSH</p> <p>Malzeme / Material : Polipropilen / Polypropylen Paket / Package : 275 m</p>	
05		<p>01.18.03</p> <p>DIŞ BİNİ FİTİLİ OUTSIDE ACOUSTICAL GASKET</p> <p>Malzeme / Material : EPDM Ağırlık / Weight : 40 gr/m Paket / Package : 375 m / 15 kg</p>				
06		<p>01.18.04</p> <p>İÇ BİNİ FİTİLİ INSIDE ACOUSTICAL GASKET</p> <p>Malzeme / Material : EPDM Ağırlık / Weight : 40 gr/m Paket / Package : 375 m / 15 kg</p>				
07		<p>01.19.06</p> <p>ÇITA KANAL FİTİLİ ADAPTER GASKET</p> <p>Malzeme / Material : EPDM Ağırlık / Weight : 80 gr/m Paket / Package : 185 m / 15 kg</p>				
08						
09						
10						

	<p>04.02.07</p> <p>TAHLİYE KAPAĞI DRAINAGE COVER</p> <p>Malzeme / Material : PVC Renk / Color : Siyah / Black</p>			<p>04.13.06A</p> <p>KANAT YAN KAPAĞI (SOL) VENT SIDE CAP (LEFT)</p> <p>Malzeme / Material : PVC Renk / Color : Siyah / Black</p>	
	<p>04.06.26A</p> <p>ADAPTÖR KAPAĞI ADAPTER CAP</p> <p>Malzeme / Material : PVC Renk / Color : Siyah / Black T64A05 için / for T64A05</p>			<p>04.13.06B</p> <p>KANAT YAN KAPAĞI (SAĞ) VENT SIDE CAP (RIGHT)</p> <p>Malzeme / Material : PVC Renk / Color : Siyah / Black</p>	
	<p>04.06.26B</p> <p>ADAPTÖR KAPAĞI ADAPTER CAP</p> <p>Malzeme / Material : PVC Renk / Color : Siyah / Black T64A05 için / for T64A05</p>			<p>11.02.26</p> <p>CAM TAKOZU (KANAT) GLASS SUPPORT (VENT)</p> <p>Malzeme / Material : PVC Renk / Color : Siyah / Black</p>	
	<p>04.10.16A</p> <p>DAMLALIK YAN KAPAĞI DROPPER SIDE CAP</p> <p>Malzeme / Material : PVC Renk / Color : Siyah / Black T64A19 için / for T64A19</p>			<p>11.02.25</p> <p>CAM TAKOZU (KASA) GLASS SUPPORT (FRAME)</p> <p>Malzeme / Material : PVC Renk / Color : Siyah / Black</p>	
	<p>04.10.16B</p> <p>DAMLALIK YAN KAPAĞI DROPPER SIDE CAP</p> <p>Malzeme / Material : PVC Renk / Color : Siyah / Black T64A19 için / for T64A19</p>				
	<p>04.13.05A</p> <p>EŞİK YAN KAPAĞI (SOL) THRESHOLD SIDE CAP (LEFT)</p> <p>Malzeme / Material : PVC Renk / Color : Siyah / Black</p>				
	<p>04.13.05B</p> <p>EŞİK YAN KAPAĞI (SAĞ) THRESHOLD SIDE CAP (RIGHT)</p> <p>Malzeme / Material : PVC Renk / Color : Siyah / Black</p>				

01

02

03

04

05

06



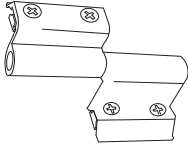
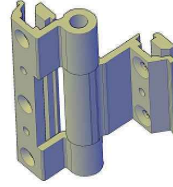
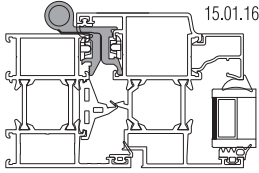
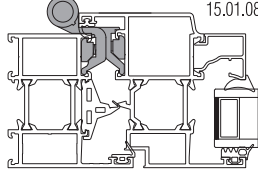
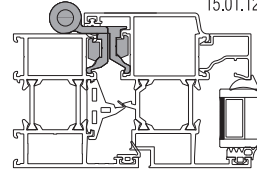
07

08





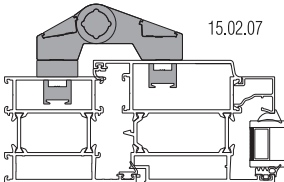
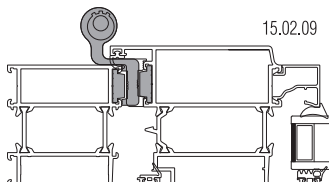
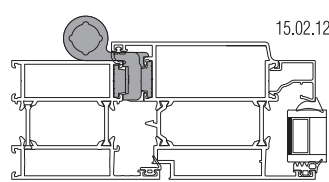
09

10

PENCERE MENTEŞELERİ / WINDOW HINGES

	<h3>15.01.16</h3>	<p>GIESSE PENCERE MENTEŞESİ GIESSE HINGE FOR WINDOWS</p>	<p>Renk / Color : Siyah-Beyaz-Gri-Eloksal Black-White-Grey-Anodised</p>	<p>75 kg için 2 adet, 85 kg için 3 adet kullanılmalıdır. / Should be used 2 for 75 kg, 3 for 85 kg. EN 1935:2002</p>		<h3>15.01.03</h3>	<p>RESCARA PENCERE MENTEŞESİ HINGE FOR WINDOWS</p>	<p>Renk / Color : Siyah-Beyaz-Gri Black-White-Grey</p>	<p>75 kg için 2 adet, 85 kg için 3 adet kullanılmalıdır. / Should be used 2 for 75 kg, 3 for 85 kg. EN 1935:2002</p>
	<h3>15.01.08</h3>	<p>YERLİ PENCERE MENTEŞESİ LOCAL HINGE FOR WINDOWS</p>	<p>Renk / Color : Siyah-Beyaz-Gri-Eloksal Black-White-Grey-Anodised</p>	<p>50 kg için 2 adet kullanılmalıdır. / Should be used 2 for 50 kg. Max. kanat ölçüsü 900x1300 / Max. vent dimension 900x1300 TS EN 1935</p>		<h3>15.01.12</h3>	<p>YERLİ PENCERE MENTEŞESİ LOCAL HINGE FOR WINDOWS</p>	<p>Renk / Color : Siyah-Beyaz-Gri-Eloksal Black-White-Grey-Anodised</p>	<p>TS EN 1935</p>
			<p>Ölçek/Scale: 1/3</p>						

KAPI MENTEŞELERİ / DOOR HINGES

	<h3>15.02.14</h3>	<p>GIESSE KAPI MENTEŞESİ GIESSE HINGE FOR DOORS</p>	<p>Renk / Color : Siyah-Beyaz-Eloksal Black-White-Anodised</p>	<p>100 kg için 2 adet, 120 kg için 3 adet kullanılmalıdır. / Should be used 2 for 100 kg, 3 for 120 kg. EN 1935</p>		<h3>15.02.09</h3>	<p>YERLİ KAPI MENTEŞESİ LOCAL HINGE FOR DOORS</p>	<p>Renk / Color : Siyah-Beyaz-Gri-Eloksal Black-White-Grey-Anodised</p>	<p>85 kg için 3 adet kullanılmalıdır. / Should be used 3 for 85 kg. Max. kanat ölçüsü 900x2200 / Max. vent dimension 900x2200 TS EN 1935</p>
	<h3>15.02.12</h3>	<p>YERLİ KAPI MENTEŞESİ LOCAL HINGE FOR DOORS</p>	<p>Renk / Color : Siyah-Beyaz-Gri-Eloksal Black-White-Grey-Anodised</p>	<p>100 kg için 3 adet kullanılmalıdır. / Should be used 3 for 100 kg. Max. kanat ölçüsü 900x2300 / Max. vent dimension 900x2300 TS EN 1935</p>		<h3>15.02.07</h3>	<p>YERLİ KAPI MENTEŞESİ LOCAL HINGE FOR DOORS</p>	<p>Renk / Color : Siyah-Beyaz-Gri-Eloksal Black-White-Grey-Anodised</p>	<p>100 kg için 2 adet kullanılmalıdır. / Should be used 2 for 100 kg. Max. kanat ölçüsü 900x2200 / Max. vent dimension 900x2200 TS EN 1935</p>
			<p>Ölçek/Scale: 1/3</p>						

ÇİFT EKSEN MEKANİZMALARI / TILT & TURN MECHANISM

			<p>GIESE FUTURA ÇİFT AÇILIM SETİ 80 kg GIESE TILT & TURN MECHANISM 80 kg</p> <p>Renk / Color : Siyah-Beyaz-Gri Black-White-Grey</p>	
	<p>GIESE ÇİFT AÇILIM SETİ GIESE TILT & TURN MECHANISM</p>	<p>KANAT GENİŞLİĞİ SASH WIDTH</p>	<p>KANAT YÜKSEKLİĞİ SASH HEIGHT</p>	<p>KANAT AĞIRLIĞI SASH WEIGHT</p>
07.06.62	410 - 569 mm	600 - 1200 mm	80 kg	Çift Açılım Seti Tip 1 / Tilt & Turn Mechanism Style 1
07.06.63	410 - 569 mm	1201 - 2500 mm	80 kg	Çift Açılım Seti Tip 1+ Arka Kilitleme / Tilt & Turn Mechanism Style 1+Additional Tilt&Turn (Back)
07.06.64	570 - 1000 mm	600 - 1200 mm	80 kg	Çift Açılım Seti Tip 2 / Tilt & Turn Mechanism Style 2
07.06.65	570 - 1000 mm	1201 -2500 mm	80 kg	Çift Açılım Seti Tip 2 + Arka Kilitleme / Tilt & Turn Mechanism Style 2+Additional Tilt&Turn (Back)
07.06.66	1001 - 1700 mm	600 - 1200 mm	80 kg	Çift Açılım Seti Tip 2 + Alt Kilitleme + İlave Makas / Tilt & Turn Mechanism Style 2+Additional Tilt&Turn (Down)+Additional Arm
07.06.67	1001 - 1700 mm	1201 - 2500 mm	80 kg	Çift Açılım Seti + Alt Kilitleme + Arka Kilitleme + İlave Makas / Tilt & Turn Mechanism+Additional Tilt&Turn (Down)+Additional Tilt & Turn (Back)+Additional Arm

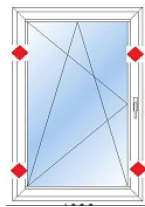
			<p>GIESE FUTURA ÇİFT AÇILIM SETİ 130 kg GIESE TILT & TURN MECHANISM 130 kg</p> <p>Renk / Color : Siyah-Beyaz-Gri Black-White-Grey</p> <p>*** Stok Sorulmalıdır.</p>	
	<p>GIESE ÇİFT AÇILIM SETİ GIESE TILT & TURN MECHANISM</p>	<p>KANAT GENİŞLİĞİ SASH WIDTH</p>	<p>KANAT YÜKSEKLİĞİ SASH HEIGHT</p>	<p>KANAT AĞIRLIĞI SASH WEIGHT</p>
07.06.68	410 - 700 mm	600 - 1200 mm	130 kg	Çift Açılım Seti Tip 1 / Tilt & Turn Mechanism Style 1
07.06.69	410 - 700 mm	1201 - 3000 mm	130 kg	Çift Açılım Seti Tip 1+ Arka Kilitleme / Tilt & Turn Mechanism Style 1 + Additional Tilt&Turn (Back)
07.06.70	701 - 1000 mm	600 - 1200 mm	130 kg	Çift Açılım Seti Tip 2 / Tilt & Turn Mechanism Style 2
07.06.71	701 - 1000 mm	1201 - 3000 mm	130 kg	Çift Açılım Seti Tip 2 + Arka Kilitleme / Tilt & Turn Mechanism Style 2+ Additional Tilt&Turn (Back)
07.06.72	1001 - 1800 mm	600 - 1200 mm	130 kg	Çift Açılım Seti Tip 2+ İlave Makas + Alt Kilitleme / Tilt & Turn Mechanism Style 2+Additional Arm+Additional Tilt&Turn (Down)
07.06.73	1001 - 1800 mm	1201 - 3000 mm	130 kg	Çift Açılım Seti Tip 2+ İlave Makas + Alt Kilitleme + Arka Kilitleme / Tilt & Turn Mechanism Style 2+Additional Arm+Additional Tilt&Turn (Down)+Additional Tilt&Turn (Back)



07.06.60

İTHAL ÇİFT AÇILIM SETİ
TILT&TURN MECHANISM


Renk / Color : Siyah-Beyaz-Gri
Black-White-Grey



Kanat Genişliği: 570 - 1000 mm
Kanat Yüksekliği: 400 - 1200 mm

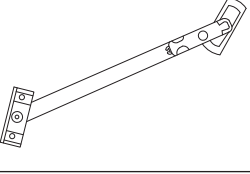

Sash Width: 570 - 1000 mm
Sash Height: 400 - 1200 mm

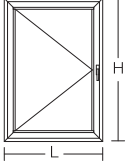
PENCERE KOLLARI / WINDOW HANDLES

 <p>07.05.12 RESCARA İSPANYOLET KOL (ÇİFT DİLLİ) HANDLE FOR WINDOWS (DOUBLE RAIL) Renk / Color : Siyah-Beyaz-Gri Black-White-Grey</p> <p>EN 1670</p>	 <p>07.05.25 GIESSE İSPANYOLET KOL (ÇİFT DİLLİ) GIESSE HANDLE FOR WINDOWS (DOUBLE RAIL) Renk / Color : Siyah-Beyaz-Gri Black-White-Grey</p> <p>UNI CEI EN ISO / IEC 17050</p>
 <p>07.13.02 ORTA GÖBEK PİMİ CENTRAL LOCK PIN</p> <p>07.05.12 Kol için / For handle 07.05.12</p>	 <p>07.25.01 GIESSE TİJ BAĞLANTI PARÇASI GIESSE CONNECTION ROD Renk / Color : Siyah-Black Malzeme / Material : Polyamid-Polyamide</p> <p>07.05.25 Kol için / For handle 07.05.25</p>

İSPANYOL KİLİTLEME PARÇALARI / LOCKING KITS

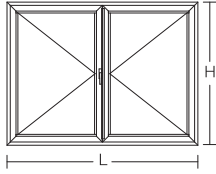
 <p>18.03.08 GIESSE AYARLI SÜRÜCÜ GIESSE ADJUSTABLE BOLT Malzeme / Material: Zamak/Zamak</p> <p>EN 12051:2001</p>	 <p>18.06.01 GIESSE KARŞILIK GIESSE STRIKER Malzeme / Material: Paslanmaz Çelik ve Zamak Stainless Steel & Zamak</p>
 <p>07.13.06 GIESSE PİM GIESSE ADJUSTABLE LOCKING PAWL Malzeme / Material: Zamak/Zamak</p>	 <p>07.09.07 GIESSE AYARLI PİM KARŞILIĞI GIESSE ADJUSTABLE SINGLE STRIKER Malzeme / Material: Zamak/Zamak</p>
 <p>07.21.02 GIESSE KÖŞE DÖNME GIESSE CORNER DRIVE Malzeme / Material: Zamak/Zamak</p>	 <p>07.09.08 GIESSE ARKA KİLİTLEME GIESSE BURGLAR BOLT Malzeme / Material: Zamak/Zamak</p>
 <p>18.07.01 SÜRGÜ SETİ GIESSE BOLT FOR COMBINED WING Malzeme / Material: Zamak-Polyamid Zamak & Polyamide</p> <p>Pasif kanat için / For secondary sash</p>	

	<p>07.07.02</p> <p>VASİSTAS MAKAS ARM FOR BOTTOM-HUNG WINDOWS</p> <p>Renk / Color : Siyah-Beyaz-Gri Black-White-Grey</p>		<p>07.08.01</p> <p>VASİSTAS MANDAL DEVICE FOR CLOSING BOTTOM-HUNG WINDOWS</p> <p>Renk / Color : Siyah-Beyaz-Gri Black-White-Grey</p>
---	--	---	--

	<p>***KOL VE KİLİTLEME SETİ SEÇİM TABLOSU HANDLE AND LOCKING KIT TABLE</p>				
		L<1000 H<1200		L>1000 H>1200	
KOD CODE	AÇIKLAMA DESCRIPTION	07.05.12 kol ile with 07.05.12 handle	07.05.25 kol ile with 07.05.25 handle	07.05.12 kol ile with 07.05.12 handle	07.05.25 kol ile with 07.05.25 handle
07.05.12	ÇİFT DİLLİ İSPANYOLET KOL DOUBLE RAIL HANDLE	1		1	
07.05.25	GIESSE ÇİFT DİLLİ KOL GIESSE DOUBLE RAIL HANDLE		1		1
07.13.02	ORTAĞÖBEK PİMİ CENTRAL LOCK PIN	1		1	
07.25.01	GIESSE KOL BAĞLANTI PARÇASI GIESSE ROD CONNECTION PIECES		1		1
18.03.08	GIESSE AYARLANABİLİR SÜRGÜ GIESSE ADJUSTABLE BOLT	2	2		
18.06.01	GIESSE KARŞILIK GIESSE DOUBLE STRIKER	2	2		
07.21.02	GIESSE KÖŞE DÖNME PARÇASI GIESSE CORNER DRIVE			2	2
07.13.06	GIESSE PİM GIESSE ADJUSTABLE LOCKING PAWL			4	4
07.09.07	GIESSE AYARLI PİM KARŞILIĞI GIESSE ADJUSTABLE SINGLE STRIKER			4	4

*** Giesse kol ve kilitleme aksesuarları 25 I 07 tij profili ile kullanılmalıdır.

Giesse handle and locking accessories should be used with 25 I 07 rod profile



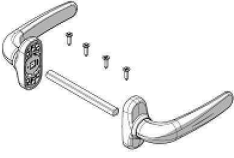
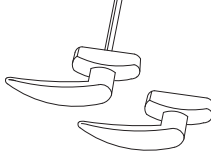










*** KOL VE KİLİTLEME SETİ SEÇİM TABLOSU
HANDLE AND LOCKING KIT TABLE

		L<1000 H<1200		L>1000 H>1200	
KOD CODE	AÇIKLAMA DESCRIPTION	07.05.12 kol ile with 07.05.12 handle	07.05.25 kol ile with 07.05.25 handle	07.05.12 kol ile with 07.05.12 handle	07.05.25 kol ile with 07.05.25 handle
HAREKETLİ KANAT / FIRST SASH					
07.05.12	ÇİFT DİLLİ İSPANYOLET KOL DOUBLE RAIL HANDLE	1		1	
07.05.25	GIESSE ÇİFT DİLLİ KOL GIESSE DOUBLE RAIL HANDLE		1		1
07.13.02	ORTAĞÖBEK PİMİ CENTRAL LOCK PIN	1		1	
07.25.01	GIESSE KOL BAĞLANTI PARÇASI GIESSE ROD CONNECTION PIECES		1		1
18.03.08	GIESSE AYARLANABİLİR SÜRGÜ GIESSE ADJUSTABLE BOLT	2	2		
18.06.01	GIESSE KARŞILIK GIESSE DOUBLE STRIKER	2	2		
07.21.02	GIESSE KÖŞE DÖNME PARÇASI GIESSE CORNER DRIVE			2	2
07.13.06	GIESSE PİM GIESSE ADJUSTABLE LOCKING PAWL			4	4
07.09.07	GIESSE AYARLI PİM KARŞILIĞI GIESSE ADJUSTABLE SINGLE STRIKER			4	4
PASİF KANAT / SECONDARY SASH					
18.07.01	GIESSE SÜRGÜ SETİ GIESSE BOLT FOR SECONDARY SASH	1	1	1	1
07.09.08	GIESSE ARKA KİLİTLEME GIESSE BURGLAR BOLT			1	1

*** Giesse kol ve kilitleme aksesuarları 25 I 07 tij profili ile kullanılmalıdır.

Giesse handle and locking accessories should be used with 25 I 07 rod profile

KAPI KOLLARI / DOOR HANDLES

 <p>07.14.06 GIESSE KAPI KOLU GIESSE DOOR HANDLE Renk / Color : Siyah-Beyaz-Gri Black-White-Grey</p>	 <p>07.14.04 KAPI KOLU DOOR HANDLE Renk / Color : Siyah-Beyaz-Gri Black-White-Grey</p>
 <p>07.17.02 D KAPI KOLU DOOR HANDLE Renk / Color : Siyah-Beyaz-Gri-Eloksal Black-White-Grey-Anodised Ölçüler / Dimensions: H: 40 cm / O: 2,5 cm</p>	 <p>07.17.06 V KAPI KOLU DOOR HANDLE Renk / Color : Siyah-Beyaz-Gri-Eloksal Black-White-Grey-Anodised Ölçüler / Dimensions: H: 20 cm / O: 2,5 cm</p>
 <p>07.17.08 U KAPI KOLU DOOR HANDLE Renk / Color : Siyah-Beyaz-Gri-Eloksal Black-White-Grey-Anodised Ölçüler / Dimensions: H: 40 cm / O: 2,5 cm</p>	 <p>07.17.10 D KAPI KOLU DOOR HANDLE Renk / Color : Siyah-Beyaz-Gri-Eloksal Black-White-Grey-Anodised Ölçüler / Dimensions: H: 20 cm / O: 2,5 cm</p>
 <p>07.17.11 D KAPI KOLU DOOR HANDLE Renk / Color : Siyah-Beyaz-Gri-Eloksal Black-White-Grey-Anodised Ölçüler / Dimensions: H: 30 cm / O: 2,5 cm</p>	 <p>07.17.19 AKBANK KAPI KOLU DOOR HANDLE Renk / Color : Siyah-Beyaz-Gri-Eloksal Black-White-Grey-Anodised Ölçüler / Dimensions: H: 200 cm</p>
 <p>07.17.20 YARIM AY BORU KOLU DOOR HANDLE Renk / Color : Siyah-Beyaz-Gri-Eloksal Black-White-Grey-Anodised Ölçüler / Dimensions: H: 30 cm / O: 2,5 cm</p>	 <p>07.17.21 U ÇEKME KOL DOOR HANDLE Renk / Color : Siyah-Beyaz-Gri-Eloksal Black-White-Grey-Anodised Ölçüler / Dimensions: H: 20 cm</p>
 <p>07.17.22 YAY KOL DOOR HANDLE Renk / Color : Siyah-Beyaz-Gri-Eloksal Black-White-Grey-Anodised Ölçüler / Dimensions: H: 50 cm</p>	 <p>07.17.23 BASTON KOL DOOR HANDLE Renk / Color : Siyah-Beyaz-Gri-Eloksal Black-White-Grey-Anodised Ölçüler / Dimensions: H: 90 cm / O: 2,5 cm</p>

01

02

03

04

05

06


07

08

09

10

KAPI KİLİTLERİ / DOOR LOCKS




18.01.01

MAKARALI KİLİT
MORTISE LOCK (WITH ROLLER)



18.02.21

MAKARALI KİLİT KARŞILIĞI
STRIKER ROLLER LOCK



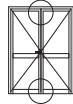
18.01.02

DİLLİ KİLİT
MORTISE LOCK



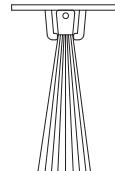
18.02.20

DİLLİ KİLİT KARŞILIĞI
STRIKER MORTISE LOCK



18.03.01

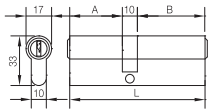
KAPI ALT ÜST KİLİTLEME
BOLT FOR DOORS



17.02.01

KAPI ALTI FIRÇASI
BRUSH FOR DOORS

Malzeme / Material : Polipropilen
Polypropylene



18.04.08

BAREL
CYLINDER

Malzeme / Material : Krom-Nikel
Chrome-Nickel

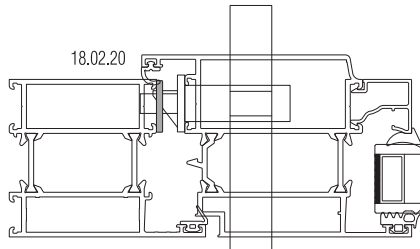
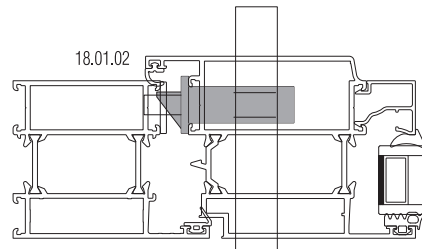
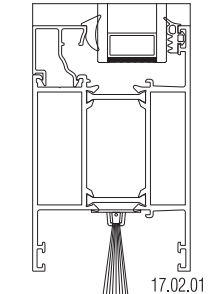
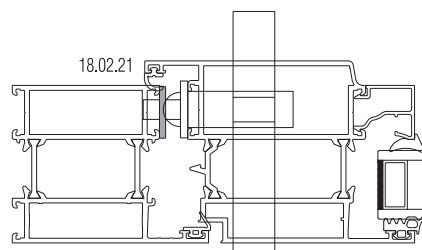
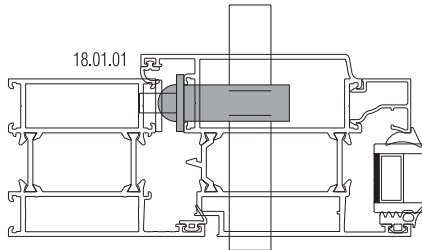
A	B	L
35	55	100



18.05.02

BAREL AYNASI
CYLINDER COVER

Renk / Color : Siyah-Beyaz
Black-White



Ölçek/Scale: 1/3